



Holiday Activities and food programme 2023

Summer 2023



Summer Data

Number of unique children HAF reached	2381
Number of vouchers raised	10356
Number of vouchers claimed	4530
Number of vouchers used	2381
Number of spaces created	27414
Number of spaces taken	20817

Summer Data

85% of participants are primary age children

15% of participants are secondary age children

15% of participants are SEND children

23% of children eligible for free school meals by benefits in Hounslow used their voucher to make a booking.

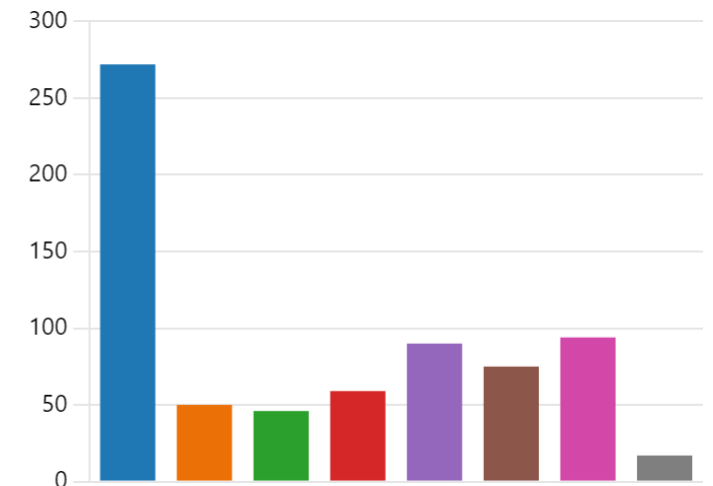
53 sites

Wards not covered were Brentford East & Hounslow South

Parent evaluations (494 responses)

- ▶ 67% of parents said that HAF helped their child eat more healthily over the holidays
- ▶ 99% of parents said that HAF helped their child be more active over the holidays
- ▶ 99% of parents said that HAF helped their child socialise in a safe environment.
- ▶ 98% of parents said that HAF helped their child have better mental health over the holidays
- ▶ 99.3% of parents were very satisfied or satisfied with the HAF provision

● School	272
● Word of mouth	50
● Leaflets	46
● Social Media	59
● Hounslow Council Website	90
● Already aware as attended before	75
● Directly from the holiday activit...	94
● Other	17



Child Evaluations (793 responses)



The leading reason for a child attending an activity was because they had been before and enjoyed themselves

79% of children said they ate the food provided

77% said they thought they ate more healthily over the holidays due to HAF

90% of children said they made new friends at the HAF camp they attended.

92% of children said HAF made them more active over the holidays

80% of children said they would comeback again and 18% said maybe





Provider feedback (44 responses)

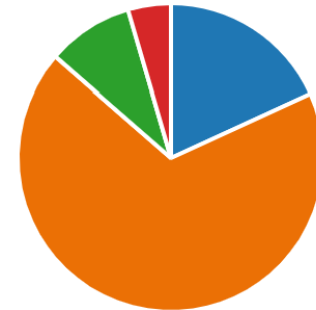
- ▶ All but one provision felt supported by the HAF team.
- ▶ Successes
- ▶ What would make your delivery better?
- ▶ Got back a record number of evaluations so thank you!
- ▶ Got a record number of replies to provider feedback

10. How would you rate the evoucher system?

[More Details](#)

 Insights

 Excellent	8
 Good	30
 Fair	4
 Poor	2



Primary Schools Data

Name	Issued vouchers count	Redeemed vouchers count	Booked vouchers count	Percentage of vouchers redeemed	Percentage of vouchers used
Spring Grove Primary School	39	35	24	89.74	61.54
St Mary's Catholic Primary School ,Chiswick	8	4	4	50.00	50.00
Cavendish Primary School	56	33	26	58.93	46.43
Hounslow Heath Infant and Nursery School	75	52	32	69.33	42.67
Hounslow Town Primary School	232	129	94	55.60	40.52
The Blue School CofE Primary	30	19	12	63.33	40.00
Our Lady and St John's Catholic Primary School	37	18	14	48.65	37.84
Belmont Primary School	59	35	22	59.32	37.29
Cardinal Road Infant and Nursery School	94	66	35	70.21	37.23
Grove Road Primary School	47	24	17	51.06	36.17
The Rosary Catholic Primary School	63	36	22	57.14	34.92
St Paul's CofE Primary School	117	70	40	59.83	34.19
Green Dragon Primary School	151	88	51	58.28	33.77
The Cedars Primary School	39	20	13	51.28	33.33
Chatsworth Primary School	79	52	26	65.82	32.91

Name	Issued vouchers count	Redeemed vouchers count	Booked vouchers count	Percentage of vouchers redeemed	Percentage of vouchers used
The Heathland School	107	39	14	36.45	13.08
The Green School for Boys	237	84	28	35.44	11.81
Bolder Academy	255	66	27	25.88	10.59
Isleworth and Syon School for Boys	293	110	30	37.54	10.24
Rivers Academy West London	294	112	28	38.10	9.52
The Green School for Girls	226	63	21	27.88	9.29
Lampton Academy	366	120	34	32.79	9.29
Chiswick School	361	107	32	29.64	8.86
Springwest Academy	345	93	28	26.96	8.12
Gumley House RC Convent School, FCJ	192	70	15	36.46	7.81
Kingsley Academy	259	90	18	34.75	6.95
Brenford School for Girls	239	67	10	28.03	4.18
Space Studio West London	33	6	1	18.18	3.03
Logic Studio School	85	16	0	18.82	0.00
Gunnersbury Catholic School	0	0	0	0.00	0.00

Secondary School Data

Other

Marjory Kinnon School	134	58	37	43.28	27.61
Reach Academy Feltham	313	144	81	46.01	25.88
The Woodbridge Park Education Service	118	32	6	27.12	5.08
Hounslow LA Account - Ordering	197	149	124	75.63	62.94
Nishkam School West London	130	50	16	38.46	12.31

Local Authority Reflections

- ▶ Improvement on noticeboards and signposting but still some provisions not following requirements here
- ▶ Change in food registration expectations
- ▶ Accessing voucher codes on system
- ▶ Cancellations on the evoucher system
- ▶ Any changes have to be reported

Winter

- ▶ Costs are key
- ▶ We are looking into other options for engaging families
- ▶ We are continuing to work on partnerships in the borough
- ▶ We have resources that we will be looking to distribute over the winter to passport to families- we are still planning how this will be organised.

02.10.23	Applications close
11.10.23	Panel is held
16.10.23	Decisions are communicated
12.10.23	Ask team to give any dates they can for monitoring between 2-5 Jan
20.10.23	Contracts are due
27.10.23	Compliance is due
10.11.23	Network and information session happens: <ul style="list-style-type: none"> • Evaluations to be printed • Flyers to be collected • Theme back to basics
17.11.23	Events need to be uploaded to holiday activities by
21.11.23	Events need to be checked
24.11.23	Website needs to reflect what is being offered
04.12.23	Vouchers go live to parents
13.12.23 10am-2pm & 14.12.23 5pm-7pm	Provisional Resource collection: <ul style="list-style-type: none"> • Banners • Books • Oral health resources • Frisbees • Pedometers
20.12.23	Monitoring schedule done & in diary's
22.12.23	Borough HAF brief drop in session
25.12.23- 29.12.23	Council shut down
02.01.24	Delivery begins
05.01.24	Delivery ends
15.01.24	Evaluations are due back to storage
15.01.24	Provider feedback due
26.01.24	Provider debrief