

YOUR CHILDCARE CLEANING CHECKLIST

LEAVE NO STONE OR STUFFED ANIMAL UNTURNED.

We've all got to be extra vigilant when it comes to keeping clean and safe these days. There's an awful lot to keep track of, so we hope this cleaning checklist can help you and your team stay organised.



Here's what you'll find inside, and how you can use it:

- **Daily cleaning tasks:** Here's a checklist for those everyday cleaning duties. There's some free space at the bottom too, in case you want to add something extra.
- **Weekly cleaning tasks:** You don't need to clean these every day, but you shouldn't forget them. Feel free to add your own items down at the bottom, if you need to.
- **Clean after each use:** Hang this sign up around your setting to help you keep an eye on these items, which should be cleaned and sanitised frequently every day.
- **High-touch surface stickers:** Cut these out and post these at spots like light switches and taps, to remind you to sanitise your hands after using them.

WEEKLY CLEANING TASKS



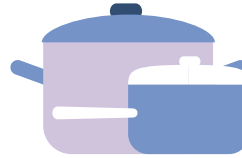
	CLEANING TASK	DATE COMPLETED	NITIALS	REMARKS
	Disinfect children's storage cubbies			
	Wash blankets, fancy dress, soft toys			
	Disinfect fridge			
	Wipe down books and bookshelves			
	Deep clean art supply and craft areas			
	Disinfect crib and bed frames			
	Clean and disinfect rubbish bins			
				
				



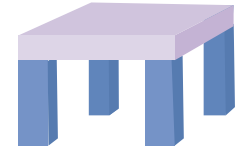
CLEAN AFTER EACH USE




FOOD PREPARATION
SURFACES



EATING UTENSILS
& DISHES



HIGHCHAIR TRAYS,
TABLES



CHANGING TABLES




POTTY CHAIRS



HIGH CHAIRS



MOUThED TOYS





Click here for further advice from the UK government on cleaning your setting.



Now's not the time for extra **headaches**. Family helps you focus on the children, not the paperwork.

Head to **family.co/demo** to see how a little bit of software can make your day a lot easier.



family.