



webDEALER

User Guide Addendum

Release 23.3

June 2023
webDEALER



Texas Department of Motor Vehicles
HELPING TEXANS GO. HELPING TEXAS GROW.

Contents

Document Overview	3
Scope	3
Audience	3
Enhancements in Release 23.3	3
Ability for County to Designate when a Dealer Deputy can Print Registration Sticker Receipts	3
Ability for County to Authorize a Dealer Deputy to issue Standard Exempt License Plates	5
Allow Dealer to Locate DMV Rejected Transactions	6

Document Overview

This document describes the latest software changes made to the Texas Department of Motor Vehicles (TxDMV) webDEALER software application.

Scope

The scope of this is to identify recent software changes to the webDEALER application as documented in the latest webDEALER User Guides. This document does not provide step-by-step instructions on how to use webDEALER.

Audience

The intended audience of this document are users of webDEALER.

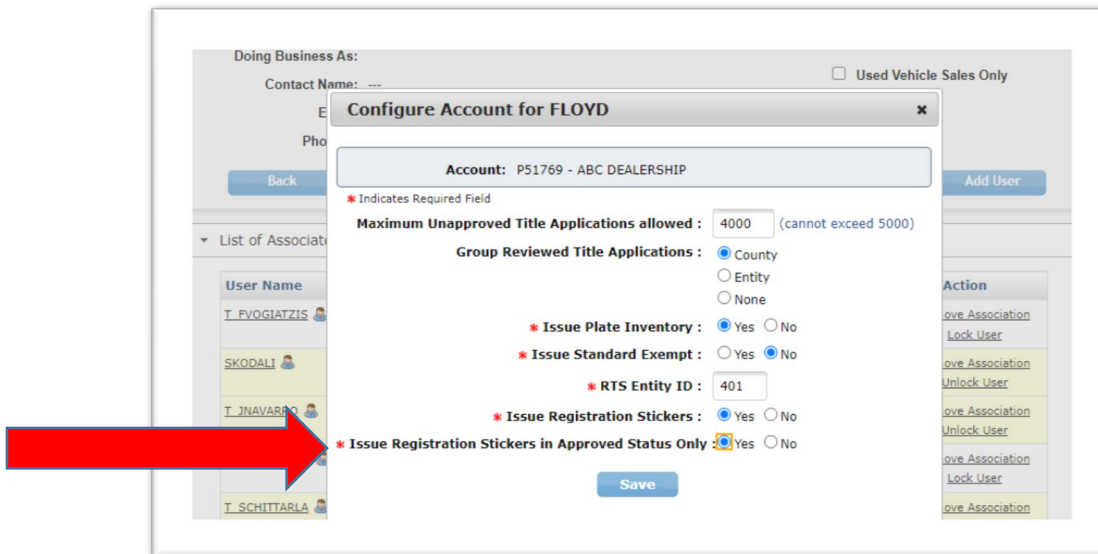
Enhancements in Release 23.3

Ability for County to Designate when a Dealer Deputy can Print Registration Sticker Receipts

Currently, a dealer set up with license plate and sticker inventory can print a receipt with a sticker at the time of submission of the title application and at time of approval.

A county can now configure a dealer to only print sticker receipts at time of approval:

1. Go to Entities → Dealer Management
2. Select a Dealer name
3. Under Account Details for that dealer go to “Configure”
4. Select the appropriate radio button for “Issue Registration Stickers in Approved Status Only”



Doing Business As: Used Vehicle Sales Only

Contact Name: ---

Configure Account for FLOYD

Account: P51769 - ABC DEALERSHIP

* Indicates Required Field

Maximum Unapproved Title Applications allowed : 4000 (cannot exceed 5000)

Group Reviewed Title Applications : County
 Entity
 None

* Issue Plate Inventory : Yes No

* Issue Standard Exempt : Yes No

* RTS Entity ID : 401

* Issue Registration Stickers : Yes No

* Issue Registration Stickers in Approved Status Only : Yes No

Save

If a dealer is set to only print sticker receipts in an Approved status and attempts to print the receipt in another status, the receipt will not contain the sticker. The Sticker Print column will be ---.

Title Search

Search Filter

County : Choose One

Type : Application Status

Status : REVIEWED

Reviewed Date : FROM [] TO []

Search

Showing 1 to 7 of 7

Page size: 250

<input type="checkbox"/>	VIN	Deal #	County	Vehicle	Owner Name(s)	Reviewed On	Group Id	Sticker Print
<input checked="" type="checkbox"/>	2C3CDXHG2GH328282		FLOYD	2016 DODG CHA	HAYS ADDRESS HAYS ADDRESS	04/18/2023	---	---
<input type="checkbox"/>	3JBUCAN43JK000417		FLOYD	2018 HOND DEF	JOHN DOE JOHN DOE	12/21/2022	---	---

Stickers will print with the receipt when the title application is in APPROVED status. The Sticker Print count will display a number if the sticker receipt has been printed. A limit of two prints is still the max limit per transaction. If sticker print is --- or 2 the receipt will print without the sticker.

Title Search

Search Filter

County : Choose One

Type : Application Status

Status : APPROVE

DMV Rejected Only

Approval Date : FROM [] TO []

Search

Showing 1 to 11 of 11

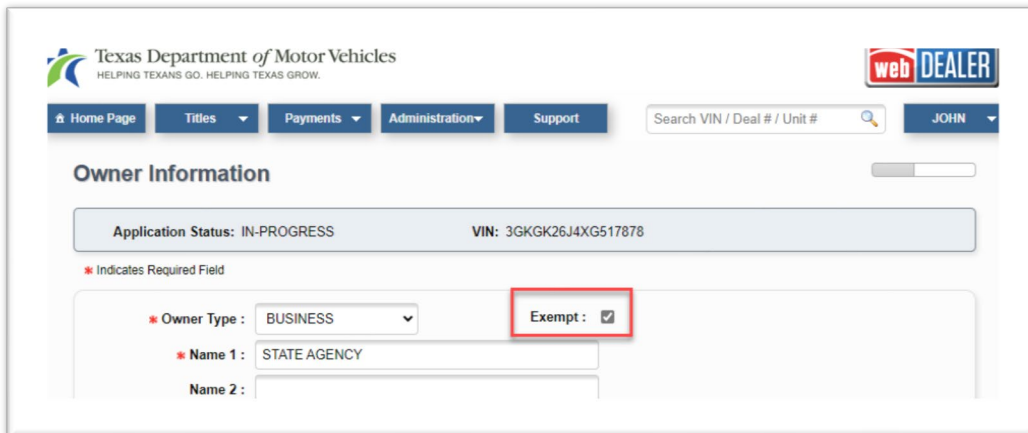
Page size: 250

<input type="checkbox"/>	VIN	Deal #	County	Vehicle	Owner Name(s)	Approved On	Sticker Print
<input checked="" type="checkbox"/>	WBAAR3344YJM02551		FLOYD	2000 BMW 323	JIM WELLS ADDRESS JIM WELLS ADDRESS	05/08/2023	0
<input type="checkbox"/>	1HGCM65556A024003		FLOYD	2006 HOND ACC	JIM WELLS ADDRESS JIM WELLS ADDRESS	05/08/2023	2
<input type="checkbox"/>	JH4KA7570MC014889		FLOYD	2021 YAMA LEG	WILLAMSON ADDRESS	05/04/2023	---

Ability for County to Authorize a Dealer Deputy to issue Standard Exempt License Plates

The County can now authorize a Dealer Deputy to issue Standard Exempt Inventory under the dealer's Account Details page, which will provide the dealer the ability to create standard and regular exempt title transactions.

A new **Exempt** checkbox will be enabled on the Owner Information page when a Dealer Deputy has appropriate inventory.



Texas Department of Motor Vehicles
 HELPING TEXANS GO. HELPING TEXAS GROW.

Home Page | Titles | Payments | Administration | Support | Search VIN / Deal # / Unit # | JOHN

Owner Information

Application Status: IN-PROGRESS VIN: 3GKGK26J4XG517878

* Indicates Required Field

* Owner Type: BUSINESS **Exempt:**

* Name 1: STATE AGENCY

Name 2:

If the Exempt checkbox is selected, then the Plate and Sticker Information page will provide the dealer the ability to assign a license plate to the transaction as either Regular or Standard Exempt.

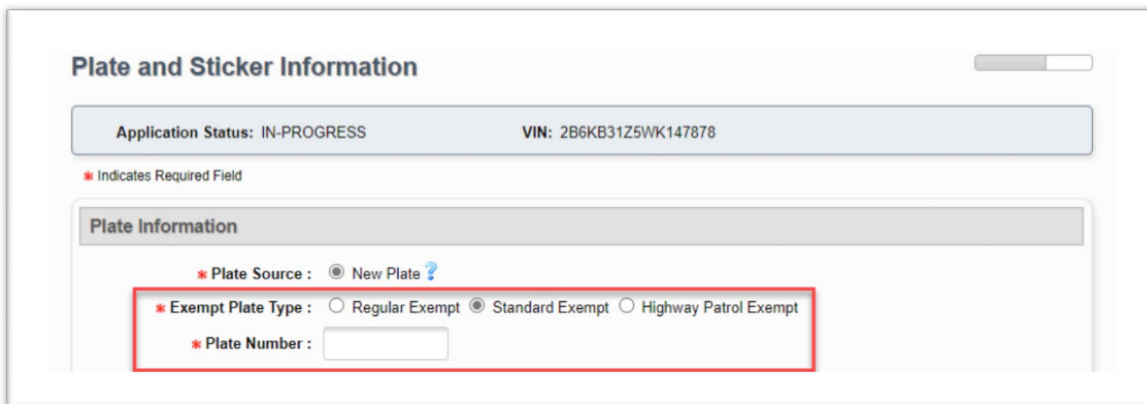


Plate and Sticker Information

Application Status: IN-PROGRESS VIN: 2B6KB31Z5WK147878

* Indicates Required Field

Plate Information

* Plate Source: New Plate ?

*** Exempt Plate Type: Regular Exempt Standard Exempt Highway Patrol Exempt**

*** Plate Number:**

Allow Dealer to Locate DMV Rejected Transactions

In webDEALER, a dealer can now locate transactions that are DMV Rejected from the Title Search page by selecting the Approve status, checking the **DMV Rejected Only** checkbox and selecting Search.

The screenshot shows the 'Title Search' interface. Under the 'Search Filter' section, the 'Status' dropdown is set to 'APPROVE' and the 'DMV Rejected Only' checkbox is checked. Below the search filters, a table displays one search result:

VIN	Deal #	County	Vehicle	Owner Name(s)	Approved On
JH4DB1572NS006190		FLOYD	2010 ACUR INT	JOHN	05/31/2023

A list of transactions that are rejected will be returned. Selecting a VIN takes you to the Title Preview page where the DMV Rejected status is a hyperlink that displays the Transaction History.

The screenshot shows the 'Title Preview' page. The 'Application Status' is 'DMV Rejected'. Below this, there is a 'Transaction History' popup window with the following data:

Date	Type	By
Jun 7, 2023	DMV Rejected	DMV

Reason: (222) VIN POINTER VEHICLE MAKE IS DIFFERENT FROM SURRENDERED TITLE

For all webDEALER users, a previously rejected transaction that has been corrected can be found by searching for transactions in the Approved status. The Title Preview page for a corrected transaction will show the DMV Released hyperlink. Selecting the hyperlink will provide the Transaction History which will contain the corrected document number and details.

Note: Any transactions that were corrected prior to the 23.2 RTS Release will continue to reflect as DMV Rejected until clean-up efforts can be accomplished with a future release.

The screenshot displays the 'Title Preview' page in the webDEALER system. At the top, there is a navigation bar with 'Home Page', 'Entities', 'Payments', 'Administration', and 'Support' menus, along with a search bar for VIN or Doc# and a user profile icon. The main content area is titled 'Title Preview' and includes a message: 'Please print the Sticker Receipt and provide it to the dealership or owner of record.' with a 'Return to Title Search' button.

Key information on the page includes:

- Application Status:** DMV Released (highlighted with a red box)
- DMV Release Date:** Jun 7, 2023
- Approved By:** S WETHA
- Approved On:** May 30, 2023
- Document #:** 07741945074250001 (with a 'View Final Receipt' link)

The 'Title Application' section shows:

- Entity:** C10013 - TEXAS PARKS AND WILDLIFE DEPT
- Processing County:** FLOYD
- Buyer's ID Type:** FEIN / EIN

A 'Transaction History' popup window is open, displaying the following data:

Date	Type	By
Jun 8, 2023	Corrected	REJ_COR
Reason: Rejected Title with Original Document # 07741945074250001 was corrected as Document # 07742343081090742		
Jun 6, 2023	DMV Rejected	DMV
Reason: WRONG YEAR MODEL		

Additional details at the bottom of the page include:

- VIN:** 1GNSCAE07MR178872
- Year/Make/Model:** 2021 CHEV 250 (with a 'View Documents' button)