



Texas Department of Motor Vehicles

HELPING TEXANS GO. HELPING TEXAS GROW.

Registration and Title System

**Point of Sale System
County Release Notes**

Release 9.5.1

02/01/2020

About Release Notes

These Release Notes contain information about new features, enhancements, and reported issues resolved in this release of the Registration and Title System Point of Sale (RTS POS).

For more information about the RTS POS, refer to the **Online Help** and to the original Release Notes on the **RTS Refactoring Resources page** of the TAC Hub (www.txdmv.gov/tax-assessor-collectors).



Contents

About Release Notes	i
RTS POS Overview	1
1 Enhancements in RTS POS	2
2 Defects Fixed in RTS POS	3
2.1 Corrected Title Rejection on an Off-Highway Use Only Vehicle	4
2.2 Corrected Title on an Off-Highway Use Only Vehicle	6

RTS POS Overview

The refactored RTS POS is a web-based application designed to process vehicle registrations, titles, and temporary permits for Texas motorists through a series of web pages. The RTS POS system provides functions for cash accounting, funds allocations, and a full audit trail along with inventory control for license plates, windshield/plate stickers, and temporary permits.

The RTS POS application displays when you log into the RTS workstation.

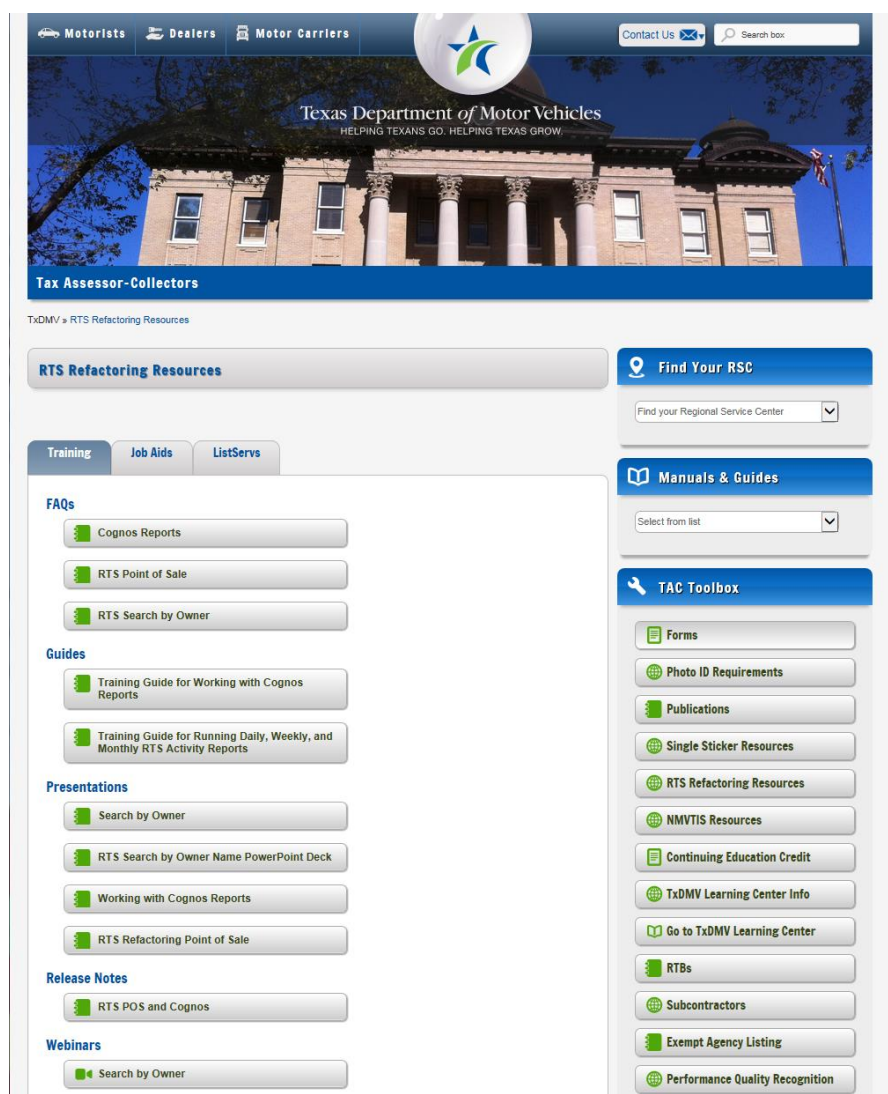
To display reference information about using the RTS POS, you can click  in the upper right corner of the web browser to minimize the application and click the  RTS Refactoring Help icon on your desktop.

The RTS Refactoring Resources page (on the TAC Hub) displays FAQ documents composed of questions submitted by the county tax offices, as well as materials presented during RTS POS webinars (including the training guides, slide decks for presentations, and other recorded webinar sessions). The original Release Notes are also available on this page.

Click the **Job Aids** tab to locate important quick references to help you log in and work with the RTS POS.

When logged into the RTS POS, you can get specific application level help by clicking the Help button on the page you are viewing or the entire user assistance web site by selecting **Help > User Guide** on the main page action bar.

Note: It is important to visit this Resources page frequently for updates and new materials.



1 Enhancements in RTS POS

The following tables and sections describe the enhancements for RTS POS 9.5.1.


Table 1: Enhancements in RTS POS 9.5.1

22428	<p>Previous: The U.S. Paratrooper special plate was not available for a TRUCK-MORE THAN 1 TON.</p> <p>Change: The U.S. Paratrooper special plate has been added for Vehicle class TRK>1 and Registration class TRUCK-MORE THAN 1 TON.</p>
22662	<p>Previous: Vehicles with an odometer brand of NOT ACTUAL MILEAGE and MILEAGE EXCEEDS MECHANICAL LIMITS are retained on the vehicle record even once the vehicle becomes exempt from odometer disclosure. An error is not displayed on the NMVTIS Inquiry Error Report if the odometer is entered in RTS as EXEMPT for an out of state vehicle with an odometer brand of NOT ACTUAL MILEAGE or MILEAGE EXCEEDS MECHANICAL LIMITS.</p> <p>An error is not displayed on the NMVTIS Inquiry Error Report if the odometer reading for a vehicle exempt from odometer disclosure in another state is entered in RTS as ACTUAL MILEAGE.</p> <p>Change: The NMVTIS Inquiry Error Report will show an error stating that NMVTIS has brand 69 or 72 that Texas does not on a vehicle that has a NOT ACTUAL MILEAGE or EXCEEDS MECHANICAL LIMITS in another state and Texas changed the odometer to show EXEMPT.</p> <p>The NMVTIS Inquiry Error Report will show an error stating that NMVTIS has brand 71 that Texas does not on a vehicle previously reported as exempt from odometer disclosure. Update RTS to reflect NOT ACTUAL MILEAGE when this error is generated.</p>
22769	<p>Previous: Farm Trailer plates were not eligible for extended trailer registration.</p> <p>Change: Farm Trailer plates are now eligible for extended trailer registration.</p>
23474	<p>Previous: The Houston Rockets and the Dallas Mavericks specialty license plates were available for ordering.</p> <p>Change: The Houston Rockets and the Dallas Mavericks specialty license plates are not available for ordering. Customers who currently have the specialty license plates can continue to renew. The specialty plate can also be transferred to another vehicle.</p>

2 Defects Fixed in RTS POS

The following defects have been fixed with this 9.5.1 release of RTS POS:

Table 2: Defects Fixed in RTS POS 9.5.1

15990	<p>Issue: The specialty plate fee was not syncing correctly for an expired 10-year MyPlates plate.</p> <p>Correction: When the user processes a registration renewal on a 10-year MyPlates plate, the fee will be prorated on a 1-year plate term fee. This calculated renewal fee will match the fee on the renewal notice.</p>
23195	<p>Issue: The Barcode page for specialty plates was not scanning properly.</p> <p>Correction: The information on the Barcode page has been situated for optimal scanning.</p>  <p>The information is rotated upside down in order for it to scan correctly.</p> <p>Figure 1: The Barcode Page</p>
23233	<p>Issue: The dealer's GDN was validated against eTAG.</p> <p>Correction: When a dealer's GDN is entered in RTS, it will now be validated against eLICENSING. This will ensure licenses for dealers selling off-highway vehicles are accurately validated.</p> <p>Note: Do not enter an out of state dealer number or Texas salvage dealer number in the Dealer License No. field on the Owner Entry TTL007 screen.</p>

23375	<p>Issue: In certain instances, the specialty plate fee for a 10-year MyPlates plate was being double charged.</p> <p>Correction: When the user processes a vehicle with a 10-year MyPlates plate, it will now charge a 1-year plate term fee.</p>
23460	<p>Previous: RTS defaults the odometer reading to EXEMPT when there is no record found for a vehicle that is 10-model years old or older and prevents the ability to enter an odometer reading or change the odometer brand.</p> <p>Change: When a user processes a title transaction in RTS and there is no record found for a vehicle that is 10-model years old or older, the user will have the ability to enter an odometer reading and select an odometer brand from the brand field drop-down menu.</p>

2.1 Corrected Title Rejection on an Off-Highway Use Only Vehicle

Table 3: Corrected Title Rejection on an Off-Highway Use Only Vehicle

22813	<p>Previous: Off-Highway Use Only vehicles did not have the option for issuance of a license plate, so there was no available registration data.</p> <p>Change: When the user processes a Corrected Title Rejection on an Off-Highway Use Only vehicle, the user will be prompted to select “Change Registration.”</p>
-------	--

Follow these steps to complete a Corrected Title Rejection:

1. When the pop-up message appears, click **Ok**.

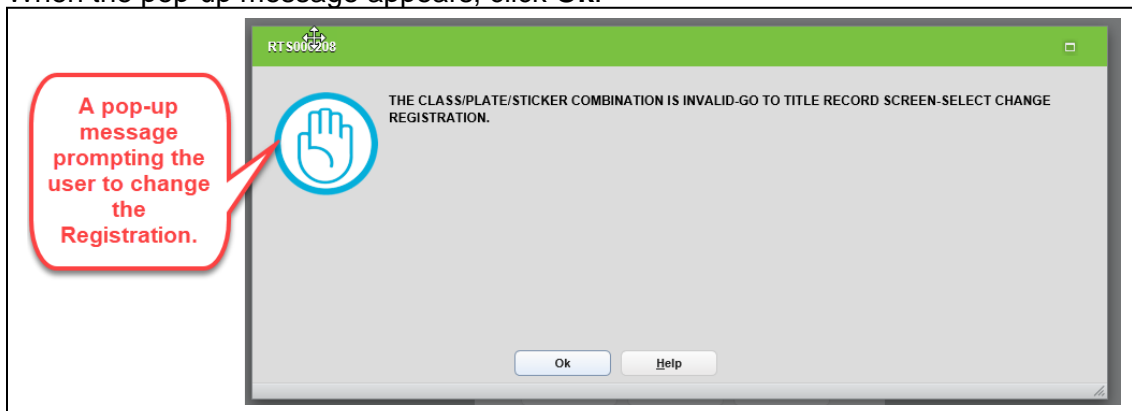


Figure 2: The RTS000208 Screen

2. Click **Change Registration** to update the registration.

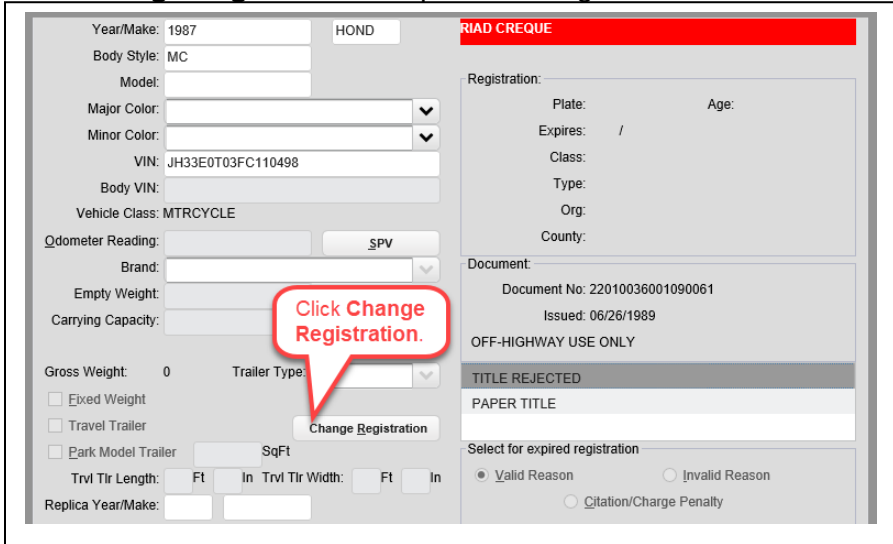


Figure 3: The Title Record TTL003 Screen

3. Click the drop-down arrow and select the vehicle class.
4. Click the drop-down arrow and select the registration class.
5. Click **Enter**.

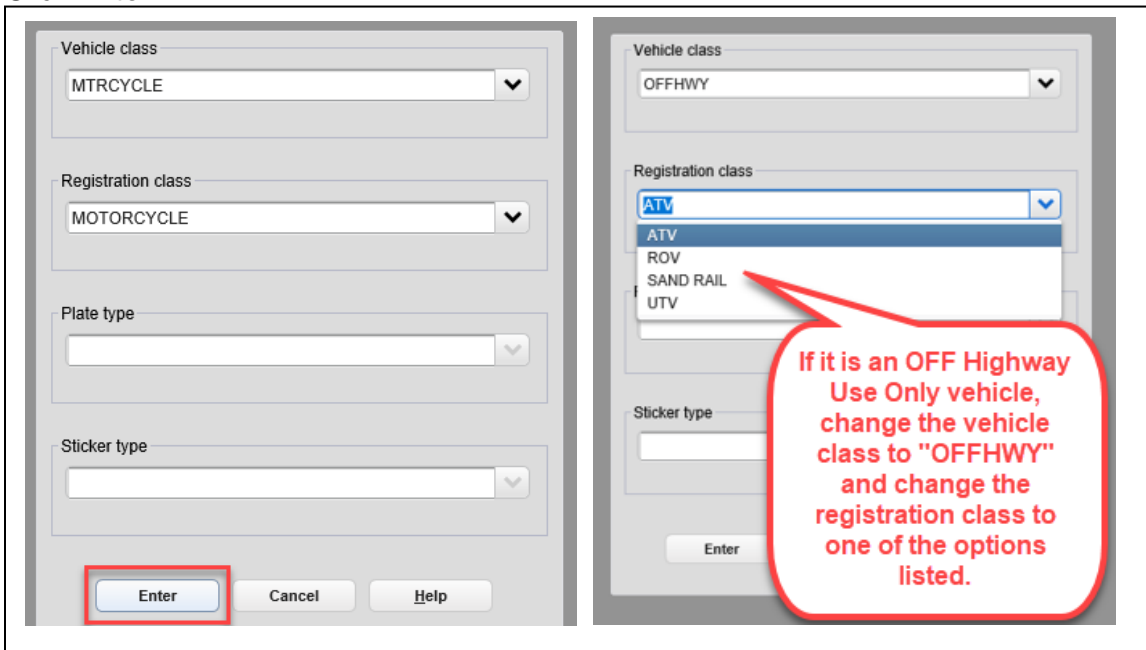
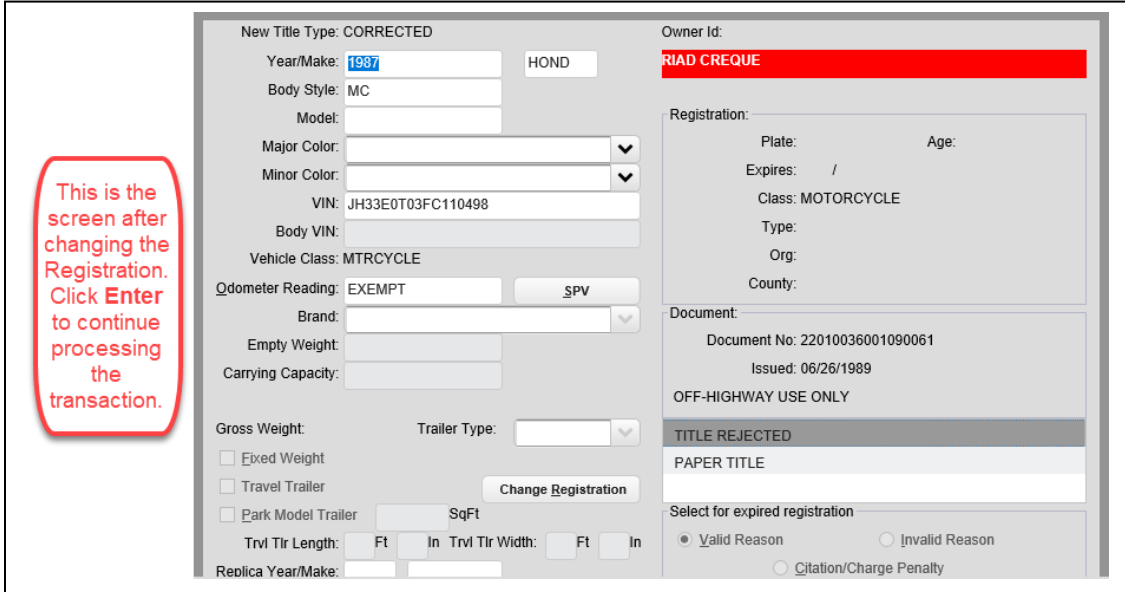


Figure 4: The Class/Plate/Sticker Type Choice REG008 Screen

- The Title Record TTL003 screen displays after the registration has been changed. Click **Enter**.

This screen shot is an example of a motorcycle record after following steps 1 – 5.



New Title Type: CORRECTED

Year/Make: 1987 HOND

Body Style: MC

Model:

Major Color: [dropdown]

Minor Color: [dropdown]

VIN: JH33E0T03FC110498

Body VIN:

Vehicle Class: MTRCYCLE

Odometer Reading: EXEMPT [dropdown] SPV

Brand: [dropdown]

Empty Weight:

Carrying Capacity:

Gross Weight:

Trailer Type: [dropdown]

Fixed Weight

Travel Trailer

Park Model Trailer

SqFt

Trvl Tir Length: [dropdown] Ft [dropdown] In Trvl Tir Width: [dropdown] Ft [dropdown] In

Replica Year/Make: [dropdown] [dropdown]

Owner Id: RIAD CREQUE

Registration:

Plate: Age:

Expires: /

Class: MOTORCYCLE

Type:

Org:

County:

Document:

Document No: 22010036001090061

Issued: 06/26/1989

OFF-HIGHWAY USE ONLY

TITLE REJECTED

PAPER TITLE

Select for expired registration

Valid Reason Invalid Reason

Citation/Charge Penalty

Figure 5: The Title Record TTL003 Screen

2.2 Corrected Title on an Off-Highway Use Only Vehicle

Table 4: Corrected Title on an Off-Highway Use Only Vehicle

23434	<p>Previous: Off-Highway Use Only vehicles were not required to be registered, so there was no available registration data.</p> <p>Change: When the user processes a Corrected Title on an Off-Highway Use Only vehicle with no registration, the user will be prompted to change the registration.</p>
-------	---

Follow these steps to complete a Corrected Title:

1. When the pop-up message appears, click **Ok**.

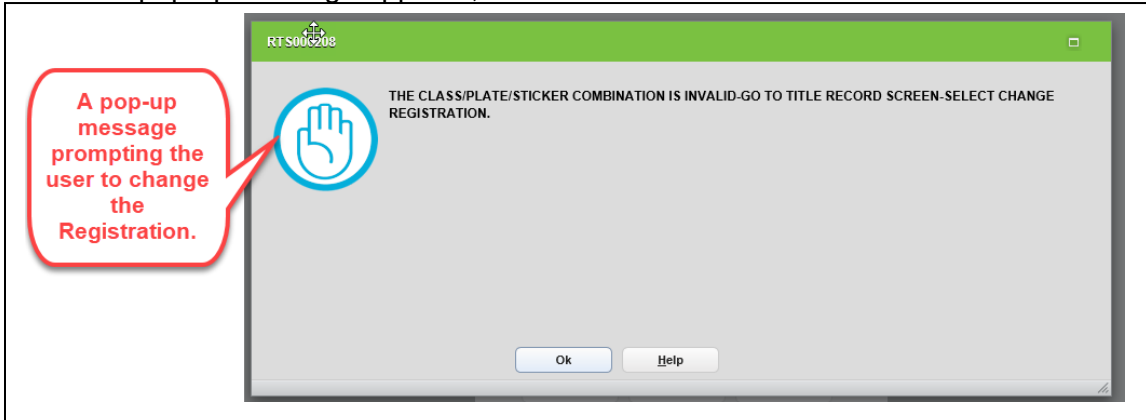


Figure 6: The RTS000208 Screen

2. Click **Change Registration** to update the registration.

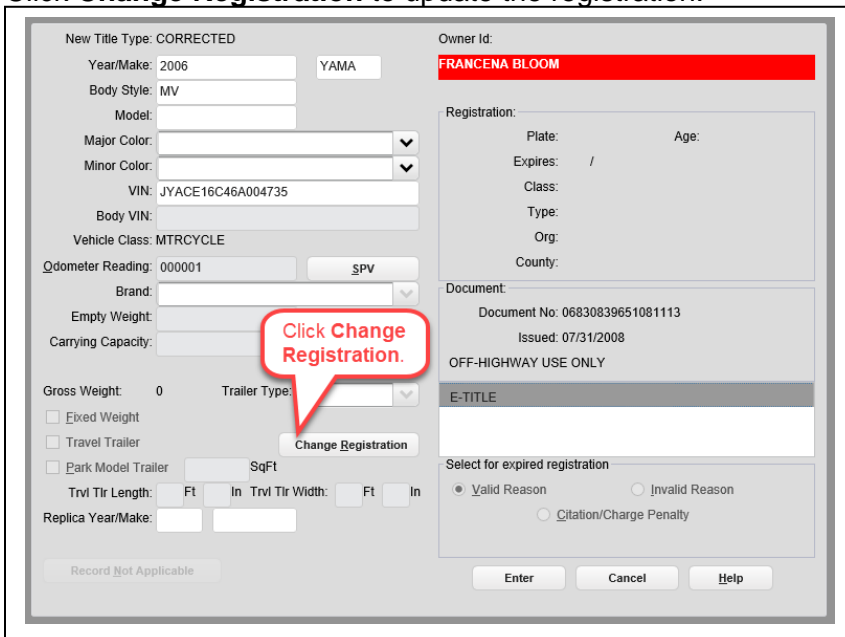


Figure 7: The Title Record TTL003 Screen

3. Click the drop-down arrow and select the vehicle class.
4. Click the drop-down arrow and select the registration class.
5. Click **Enter**.

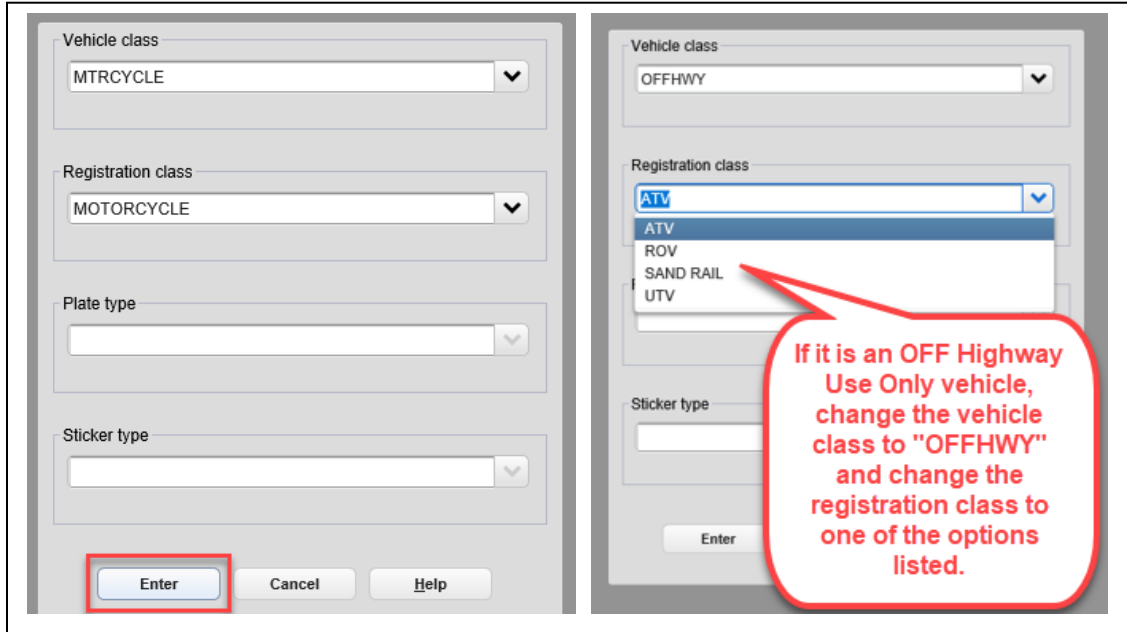


Figure 8: The Class/Plate/Sticker Type Choice REG008 Screen

6. The Title Record TTL003 screen displays after the registration has been changed. Click **Enter**.

This screen shot is an example of a motorcycle record after following steps 1 – 5.

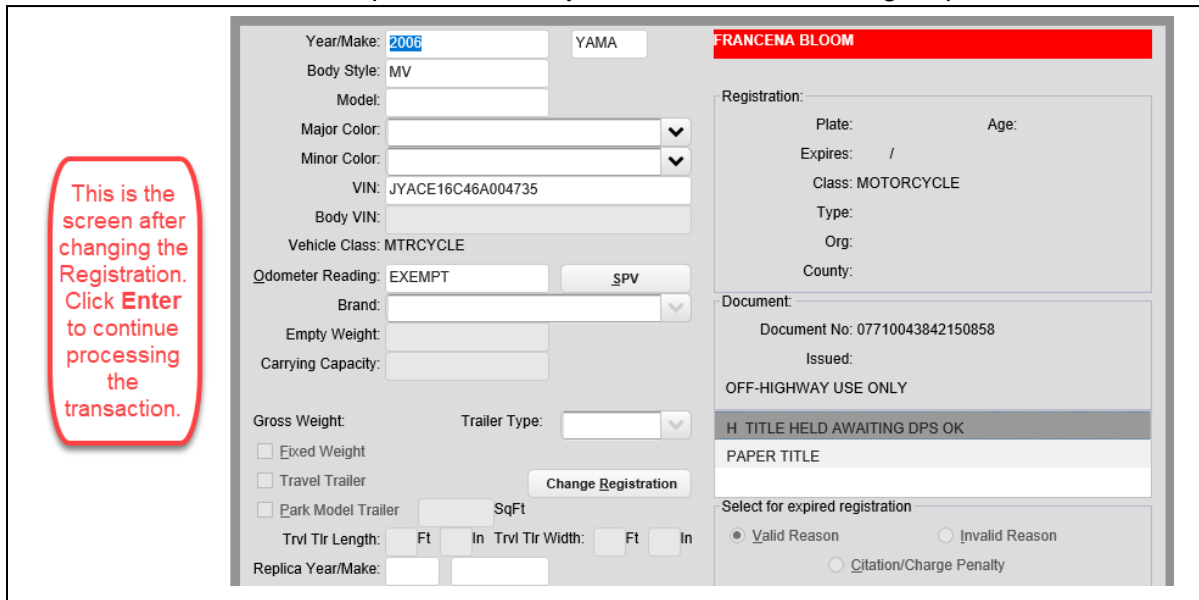


Figure 9: The Title Record TTL003 Screen