

DAS Observation Note Guide

This guide is designed to help you document important information about the dogs you interact with at Dallas Animal Services. Your observations will help us understand each dog's personality, behavior, and needs, ensuring they receive the best care and find the perfect forever home. Let's get started!

Key Words to Know

Before diving into your first Observation Note, familiarize yourself with these key terms:

- **Reactive:** Displays negative responses (like barking, growling, or lunging) towards certain stimuli such as other dogs, people, or specific environments.
- **Prey Drive:** Instinct to chase moving objects, including small animals like squirrels, birds, or cats.
- **Resource Guarding:** Protective behavior over possessions such as toys or food, which may include growling or snapping.

Now that you are familiar with these key terms, let's move on to understanding how to observe and document the dog's demeanor. This section will help you describe the dog's overall temperament and energy levels.



Timid:

Shy, hesitant, or fearful in new situations.

Easy Going:

Relaxed, calm, and adapts well to different environments.

Medium Energy:

Active but not overly excitable; enjoys playtime and walks.

High Energy:

Very active, always on the move, and requires lots of exercise.

Manners and Training

A dog's manners and training refer to their learned behaviors and how well they follow commands and interact with people. This section allows you to document specific behaviors, such as how the dog responds to a leash, their ability to perform tricks, and their general conduct around people.

Manners

Jumpy	Tends to jump up on people.
Mouthy	Uses mouth gently when playing or interacting.
Puppy Manners	Displays typical puppy behaviors like chewing or nipping.
Good Manners	Behaves well around people, no jumping or nipping.
Leash Puller	Tugs on the leash during walks.
Good on Leash	Walks nicely without pulling.

Training

Pottied Immediately	Relieved themselves promptly when taken outside.
Learns Quickly	Picks up new commands and tricks easily.

Commands They May Know

Knows Sit
Knows Down
Knows Shake



Behaviors and Body Language

Understanding a dog's behaviors and body language is crucial for assessing their emotional state and how they interact with their surroundings. This section focuses on specific actions and physical cues that indicate how a dog is feeling, such as whether they are social or reactive, and their posture and movements. Below are some common behaviors you might see:

Social:	Friendly and interacts well with other dogs or people
Anxious:	Displays signs of stress like lip licking, circling, or stress yawning
Stiff Posture:	Body appears rigid, indicating tension or discomfort
Loose/Wiggly Body:	Relaxed and playful body language
Prey Drive:	Chases after small animals like squirrels, birds, or cats.

Reactivity and Resource Guarding

If you observe any signs of reactivity or resource guarding, it's important to prioritize safety for both you and the dog. Reactivity can include growling, barking, lunging, or aggressive behavior towards people, other dogs, or objects. Resource guarding involves protective behavior over toys, food, or other possessions. If you encounter any of these behaviors, please end the interaction immediately and notify a staff member. Your prompt action will help ensure the well-being of both you and the dog.

Other Behaviors To Note

In addition to the main observations, there are other behaviors that can provide further insight into a dog's personality. Some dogs may calm down quickly after excitement, while others might warm up gradually with familiarity. You may notice if a dog is vocal, frequently barking or making other noises. Pay attention to affectionate "love bugs" who enjoy being close to people, or those who show a strong desire to play, cuddle, sniff, run, or solicit pets and belly rubs. Conversely, some dogs might be disinterested in pets and cuddles. Documenting these additional behaviors helps us understand the dog's unique personality and needs.

If you have any questions or need further assistance while filling out the Observation Note, please don't hesitate to ask a staff member. We're here to help you and ensure every dog gets the care and attention they need. Thank you for your dedication and support!

DOGGIE LANGUAGE

starring Boogie the Boston Terrier



ALERT



SUSPICIOUS



ANXIOUS



THREATENED



ANGRY



"PEACE!"
look away/head turn



STRESSED
yawn



STRESSED
nose lick



"PEACE!"
sniff ground



"RESPECT!"
turn & walk away



"NEED SPACE"
whale eye



STALKING



STRESSED
scratching



STRESS RELEASE
shake off



RELAXED
soft ears, blinky eyes



"RESPECT!"
offer his back



FRIENDLY & POLITE
curved body



FRIENDLY



"PRETTY PLEASE"
round puppy face



"I'M YOUR LOVEBUG"
belly-rub pose



"HELLO I LOVE YOU!"
greeting stretch



"I'M FRIENDLY!"
play bow



"READY!"
prey bow



"YOU WILL FEED ME"



CURIOUS
head tilt



HAPPY
(or hot)



OVERJOYED
wiggly



"MMMM...."



"I LOVE YOU,
DON'T STOP"

Reading Canine Body Language: T-E-M-P.

(with Tickle the Pit Bull)

Tail, Ears & Eyes, Mouth, Posture



Relaxed (down)



Relaxed



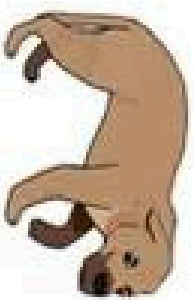
Submissive / Happy
I'm Not A Threat



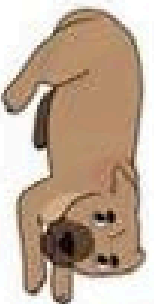
Happy



Ready To Play




Submissive
Deferential




Please Leave
Me Alone



Anxious
Stressed




Terrified



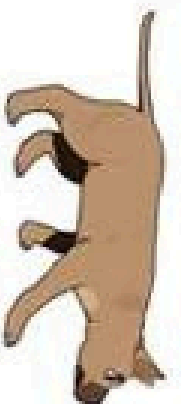
Fearful Ready
To Fight



Alert



Wary / Unsure
Suspicious



Stalking



Defensive
Territorial



Angry, Ready
To Fight