

Gross Receipts to the Treasury

PRELIMINARY

MONTHLY COMPARISON

| (In \$ millions) | | | Variance From Prior Year | |
|--------------------------------|----------------|----------------|--------------------------|--------------|
| | January-22 | January-23 | \$ | % |
| Total Income Tax | 553.5 | 550.4 | (3.1) | -0.6% |
| <i>Individual</i> | 446.4 | 482.2 | 35.9 | 8.0% |
| <i>Corporate</i> | 107.1 | 68.2 | (38.9) | -36.4% |
| Sales & Use Tax (1) | 597.1 | 629.4 | 32.3 | 5.4% |
| <i>Sales Tax</i> | 493.2 | 515.2 | 21.9 | 4.4% |
| <i>Use Tax</i> | 103.9 | 114.2 | 10.3 | 9.9% |
| Gross Production | 143.5 | 153.1 | 9.6 | 6.7% |
| Motor Vehicle | 68.8 | 74.1 | 5.4 | 7.8% |
| Other Sources (2) | 145.5 | 141.8 | (3.7) | -2.5% |
| TOTAL REVENUE | 1,508.4 | 1,548.9 | 40.5 | 2.7% |

(1) Includes Collections for Counties and Municipalities

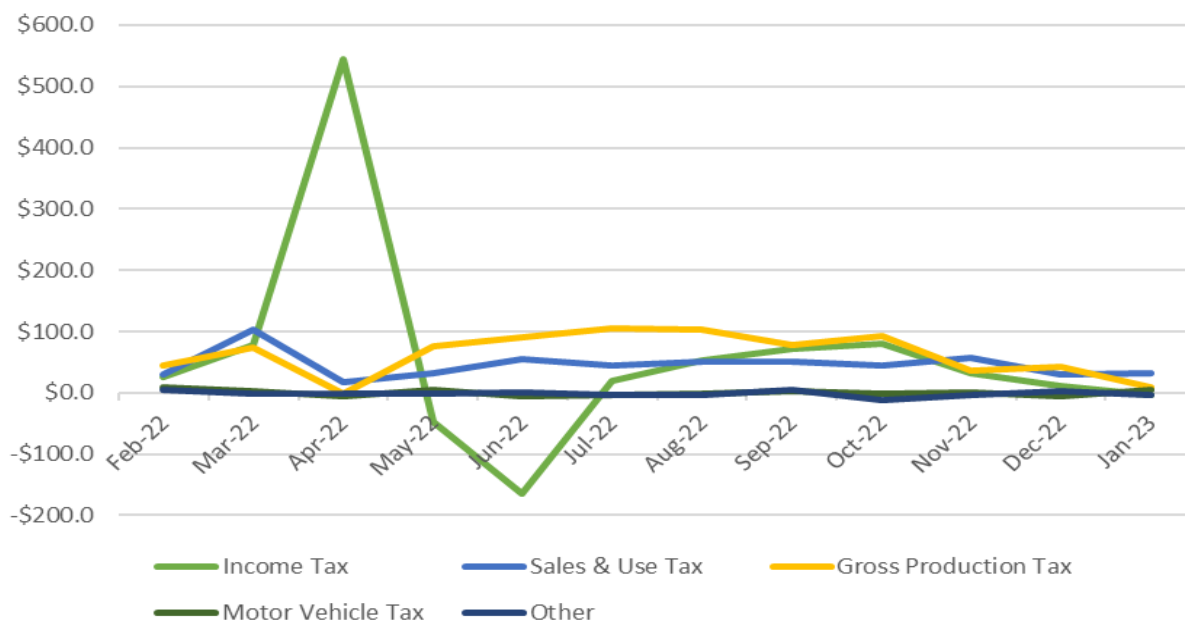
(2) Gross Collections from OTC

Details may not sum due to rounding.

Monthly Gross Receipts vs. Prior Year

February 2022 - January 2023

Dollar variance in millions from same month of prior year



Gross Receipts to the Treasury

| PRELIMINARY (In \$ millions) | 12 Month Period Ending Feb 22-Jan 23 | | Variance From Prior Year | |
|---------------------------------|---|-----------------|--------------------------|--------------|
| | Prior Year | Current Year | | |
| | Feb 21-Jan 22 | Feb 22-Jan 23 | \$ | % |
| Total Income Tax | 5,339.7 | 6,040.3 | 700.5 | 13.1% |
| <i>Individual</i> | 4,452.6 | 5,039.9 | 587.3 | 13.2% |
| <i>Corporate</i> | 887.1 | 1,000.4 | 113.2 | 12.8% |
| Sales and Use Tax (1) | 6,359.8 | 6,904.1 | 544.3 | 8.6% |
| <i>Sales Tax</i> | 5,415.2 | 5,843.7 | 428.5 | 7.9% |
| <i>Use Tax</i> | 944.6 | 1,060.4 | 115.8 | 12.3% |
| Gross Production | 1,247.0 | 1,994.2 | 747.2 | 59.9% |
| Motor Vehicle | 872.7 | 875.7 | 3.0 | 0.3% |
| Other Sources (2) | 1,678.4 | 1,664.9 | (13.5) | -0.8% |
| TOTAL REVENUE | 15,497.7 | 17,479.2 | 1,981.51 | 12.8% |

(1) Includes Collections for Counties and Municipalities

(2) Gross Collections from OTC

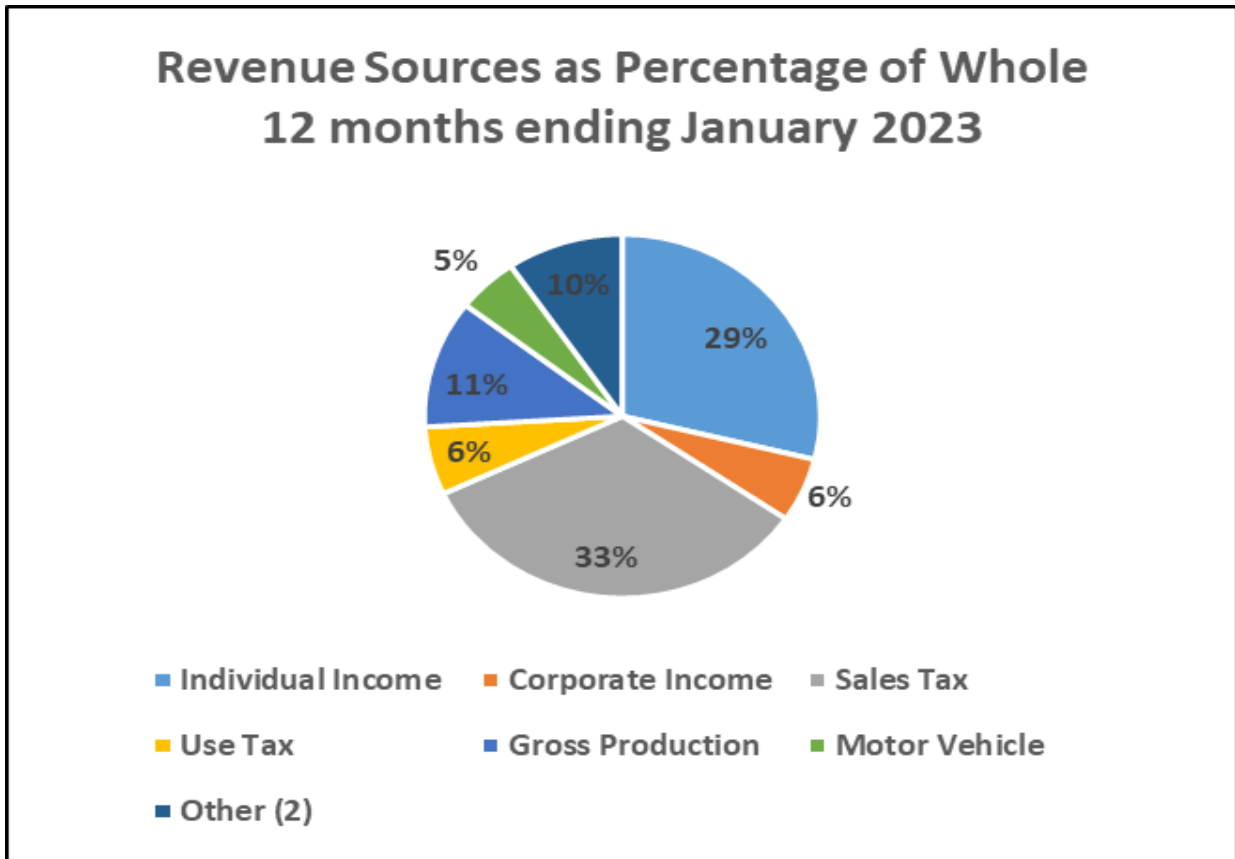
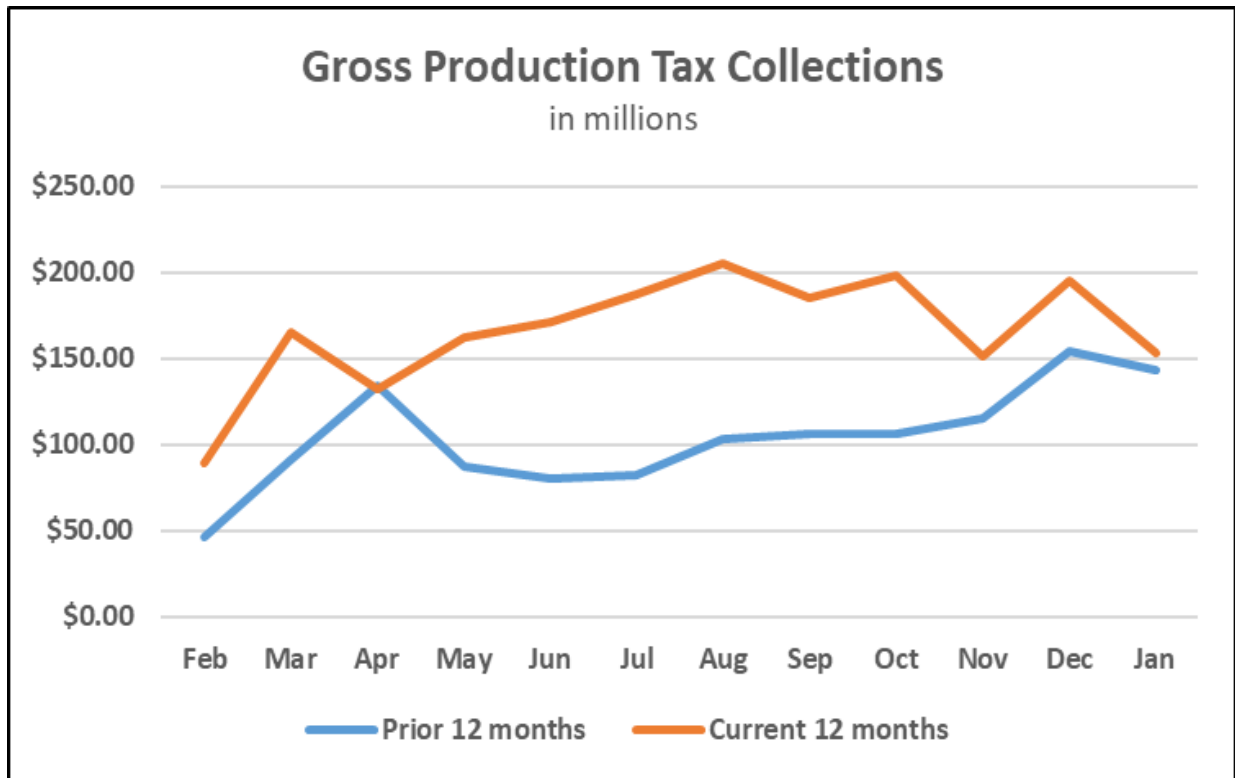
Details may not sum due to rounding.

12-Month Gross Receipts

12 months ending January 2012 - 12 months ending January 2023 (in \$ billions)



Gross Receipts to the Treasury



(1) Includes Collections for Counties and Municipalities
(2) Gross Collections from OTC