

# Gross Receipts to Treasury

PRELIMINARY

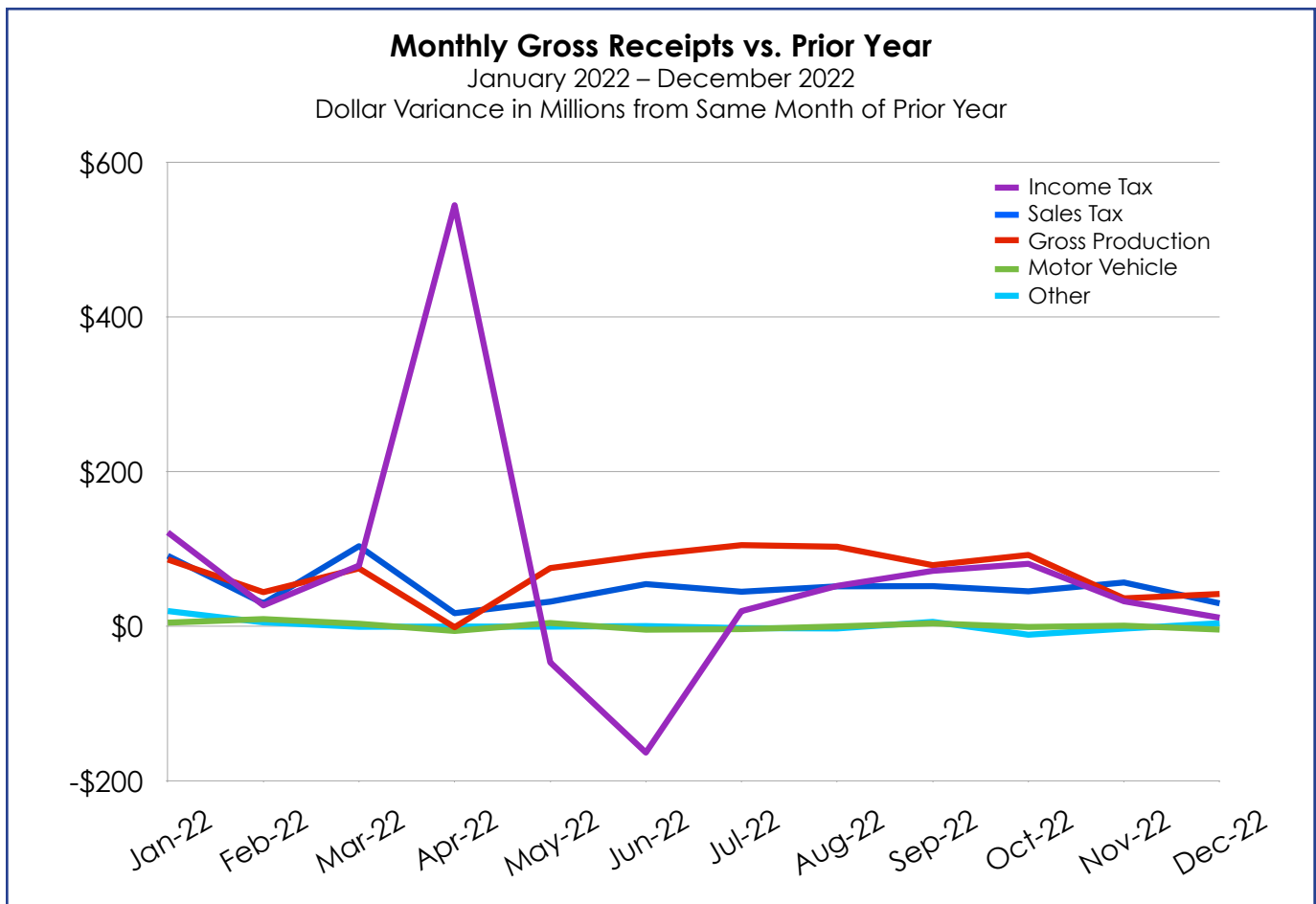
## MONTHLY COMPARISON

(In \$ millions)			Variance From Prior Year	
	December-21	December-22	\$	%
<b>Total Income Tax</b>	<b>475.0</b>	<b>485.8</b>	<b>10.7</b>	<b>2.3%</b>
<i>Individual</i>	375.9	380.2	4.3	1.1%
<i>Corporate</i>	99.1	105.6	6.5	6.5%
<b>Sales &amp; Use Tax (1)</b>	<b>582.0</b>	<b>611.3</b>	<b>29.3</b>	<b>5.0%</b>
<i>Sales Tax</i>	483.7	508.0	24.3	5.0%
<i>Use Tax</i>	98.3	103.3	5.0	5.1%
<b>Gross Production</b>	<b>153.7</b>	<b>195.1</b>	<b>41.4</b>	<b>26.9%</b>
<b>Motor Vehicle</b>	<b>73.4</b>	<b>68.7</b>	<b>(4.7)</b>	<b>-6.3%</b>
<b>Other Sources (2)</b>	<b>131.0</b>	<b>134.6</b>	<b>3.6</b>	<b>2.7%</b>
<b>TOTAL REVENUE</b>	<b>1,415.2</b>	<b>1,495.5</b>	<b>80.4</b>	<b>5.7%</b>

(1) Includes Collections for Counties and Municipalities

(2) Gross Collections from OTC

Details may not sum due to rounding.



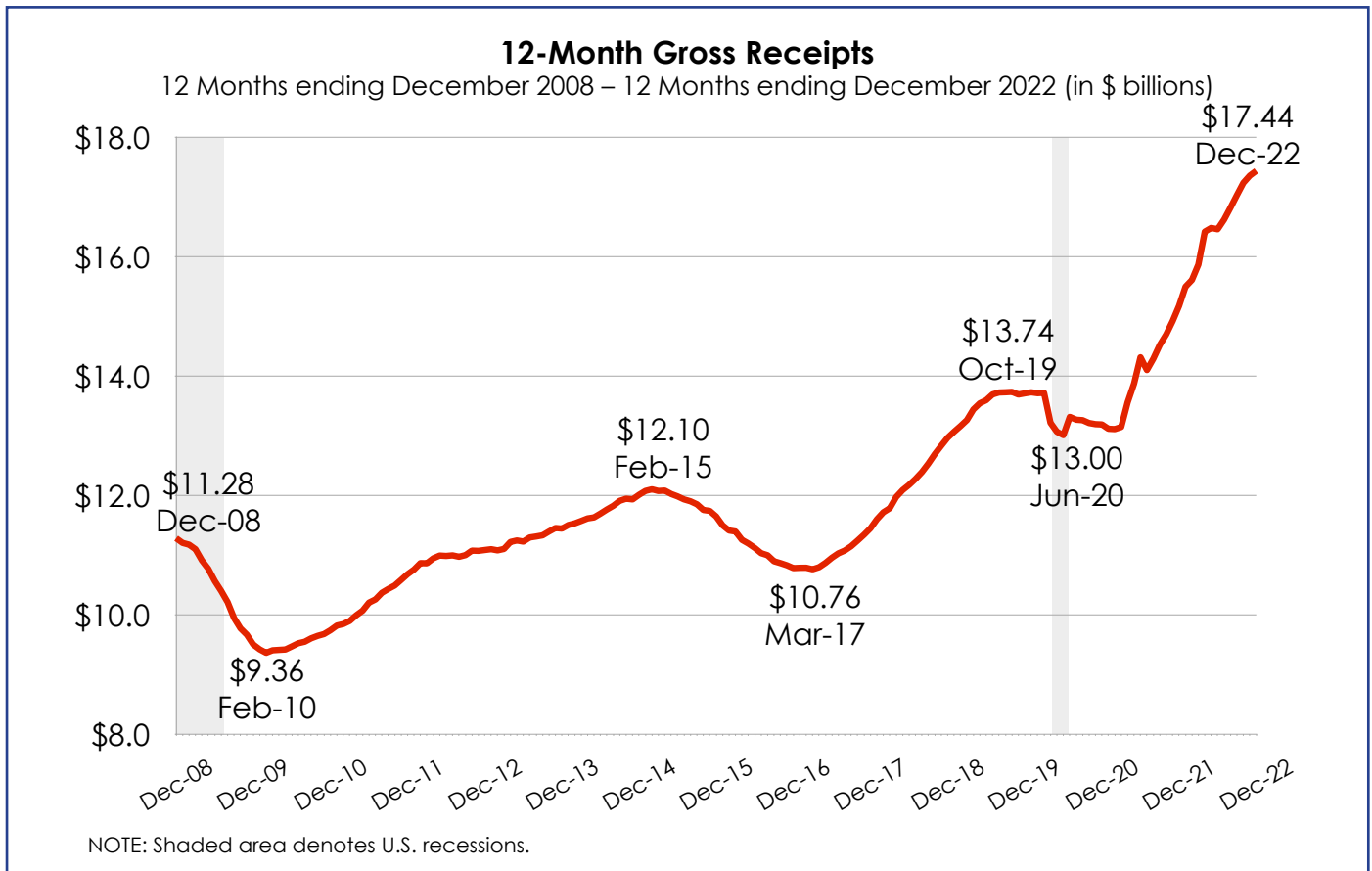
# Gross Receipts to Treasury

PRELIMINARY (In \$ millions)	12 Month Period Ending Jan 22-Dec 22		Variance From Prior Year	
	Prior Year Jan 21-Dec 21	Current Year Jan 22-Dec 22	\$	%
<b>Total Income Tax</b>	<b>5,218.7</b>	<b>6,043.4</b>	<b>824.7</b>	<b>15.8%</b>
<i>Individual</i>	4,387.8	5,004.1	616.3	14.0%
<i>Corporate</i>	830.9	1,039.3	208.4	25.1%
<b>Sales and Use Tax (1)</b>	<b>6,269.0</b>	<b>6,871.8</b>	<b>602.8</b>	<b>9.6%</b>
<i>Sales Tax</i>	5,337.1	5,821.7	484.6	9.1%
<i>Use Tax</i>	931.9	1,050.1	118.2	12.7%
<b>Gross Production</b>	<b>1,161.0</b>	<b>1,984.7</b>	<b>823.7</b>	<b>70.9%</b>
<b>Motor Vehicle</b>	<b>868.4</b>	<b>870.3</b>	<b>1.9</b>	<b>0.2%</b>
<b>Other Sources (2)</b>	<b>1,659.1</b>	<b>1,668.6</b>	<b>9.5</b>	<b>0.6%</b>
<b>TOTAL REVENUE</b>	<b>15,176.2</b>	<b>17,438.8</b>	<b>2,262.56</b>	<b>14.9%</b>

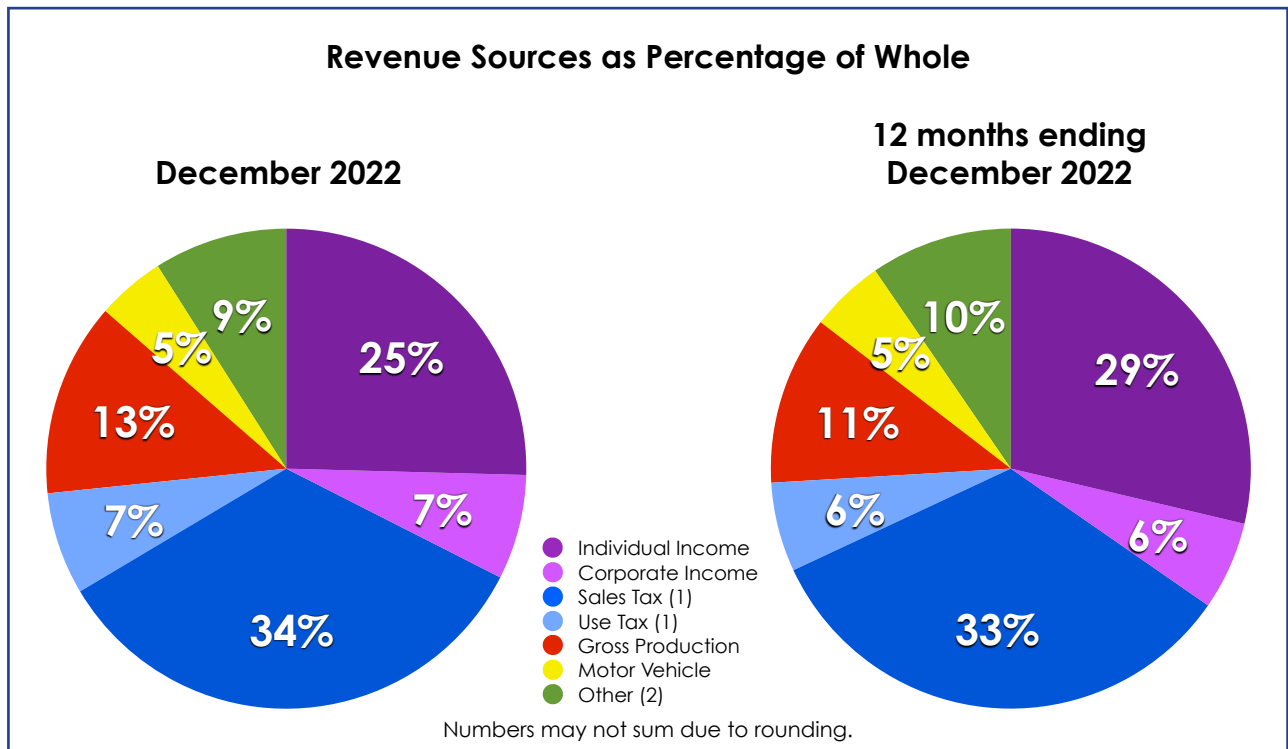
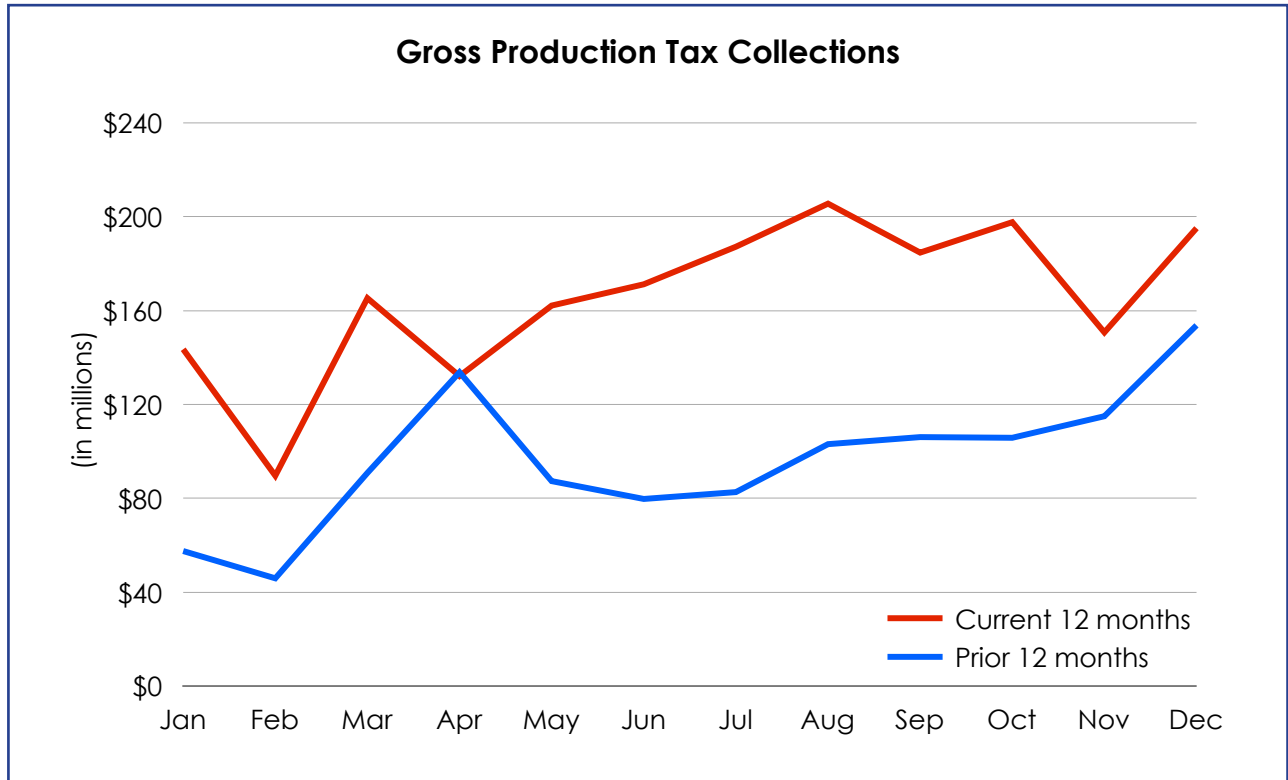
(1) Includes Collections for Counties and Municipalities

(2) Gross Collections from OTC

Details may not sum due to rounding.



# Gross Receipts to Treasury



(1) Includes Collections for Counties and Municipalities

(2) Gross Collections from OTC