

Oklahoma COVID-19 Weekly Report

Weekly Epidemiology and Surveillance Report
 April 17–23, 2020

Contact

Aaron Wendelboe, PhD
 Interim State Epidemiologist
aaron.wendelboe@health.ok.gov



OKLAHOMA
 State Department
 of Health

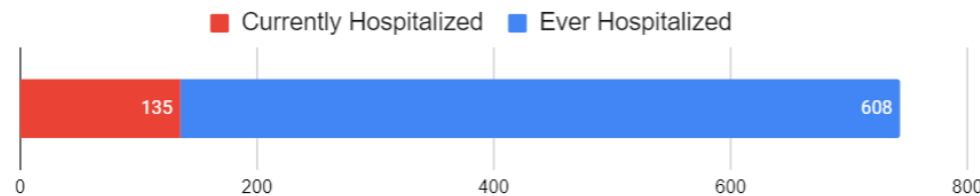
Purpose: To provide up-to-date weekly epidemiological data on COVID-19 in Oklahoma.

Snapshot

	April 17–23	Change ¹	Total
Confirmed cases	660	↓ 1.9%	3,017
Probable cases ²	2	↓ 93.9%	41
Recovered cases ³	380	↓ 26.9%	1922
Deaths	48	↓ 5.9%	179

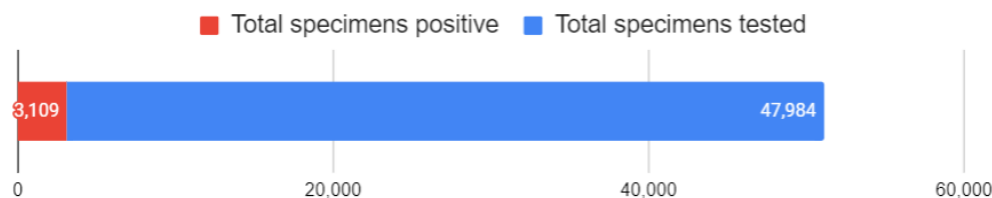
1. Change from the week of April 10 to 16, 2020.
2. Probable cases are defined on page 2.
3. Data for recovered cases does not include data from April 23.

Hospitalizations (up-to-date as of April 22, 2020)

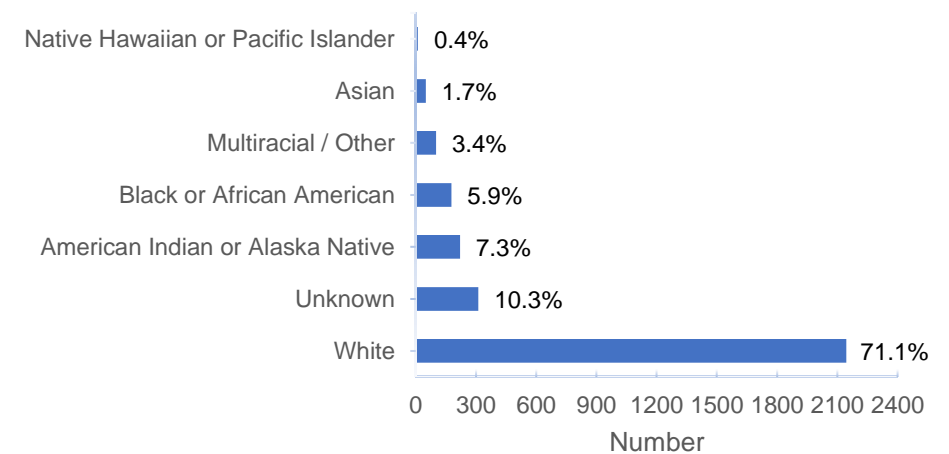


Ever hospitalized includes discharged, deceased, currently hospitalized, and recovered.

Testing (up-to-date as of April 21, 2020)



COVID-19 cases by race



56%
 of cases were in
 persons aged 50
 and over

95%
 of deaths were
 in persons aged
 50 and over

56%
 of cases were
 females

53%
 of deaths
 were in males

Key Points

- **660** confirmed cases in the past week—a decrease of approximately 2% from the week before (April 10 to 16).
- **48** deaths occurred in the past week—a decrease of approximately 6% from the week before (April 10 to 16).
- **608** individuals were ever hospitalized for COVID-19 since the start of the outbreak and **135** are currently hospitalized.
- **47,984** specimens have been tested in total.
- **69** counties (out of 77) with at least a confirmed case of COVID-19.

What's New?

The COVID-19 situation and response are rapidly changing, and it can be challenging to keep track of all the changes. A major change occurring at the national level is how to classify cases of COVID-19. Under the guidance from the Centers for Disease Control and Prevention (CDC) and the Council for State and Territorial Epidemiologists (CSTE), the Oklahoma State Department of Health (OSDH) is now reporting both laboratory-confirmed and probable cases.

What is a probable case?

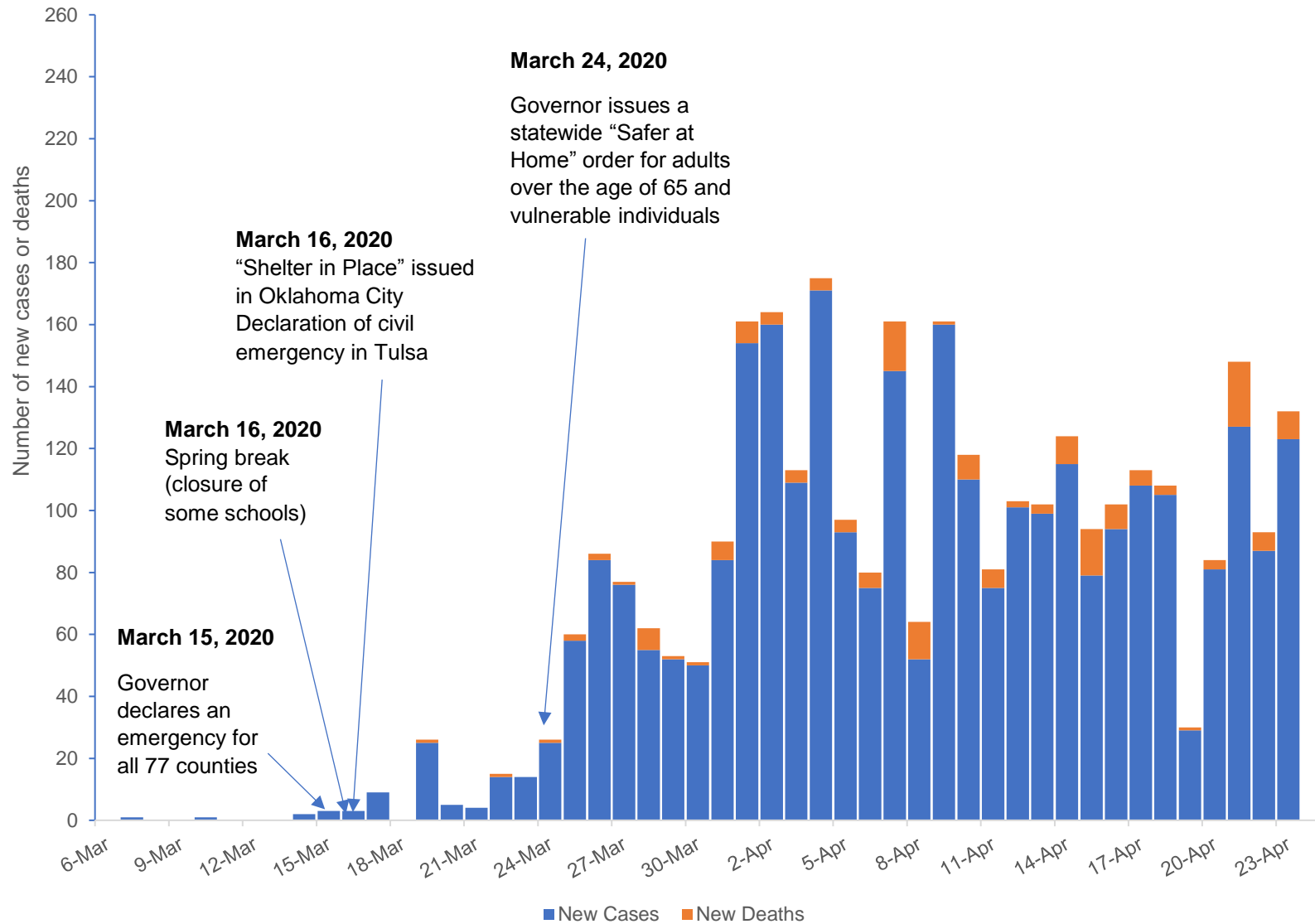
When investigating a disease outbreak, there is a lot of information of varying quality. For scientific purposes, we have to keep track of the situation according to the quality of the data. For COVID-19, probable cases are people who:

- meet clinical criteria AND epidemiologic evidence with no confirmatory laboratory testing performed for COVID-19.
- meet presumptive laboratory evidence (detection of specific antigen in a clinical specimen; detection of specific antibody in serum, plasma, or whole blood indicative of a new or recent infection) AND either clinical criteria OR epidemiologic evidence.
- meet vital records criteria (death certificate that lists COVID-19 as a cause of death or a significant condition contributing to death) with no confirmatory laboratory testing performed for COVID-19.

In certain situations, some individuals have not had a laboratory test that has confirmed that they have COVID-19, **but** they have symptoms of COVID-19 AND have been in close contact with a person who is a laboratory-confirmed case of COVID-19. These individuals are now classified as probable cases. To provide the most accurate reporting based on current CDC and CSTE recommendations, OSDH will now provide the number of probable cases.

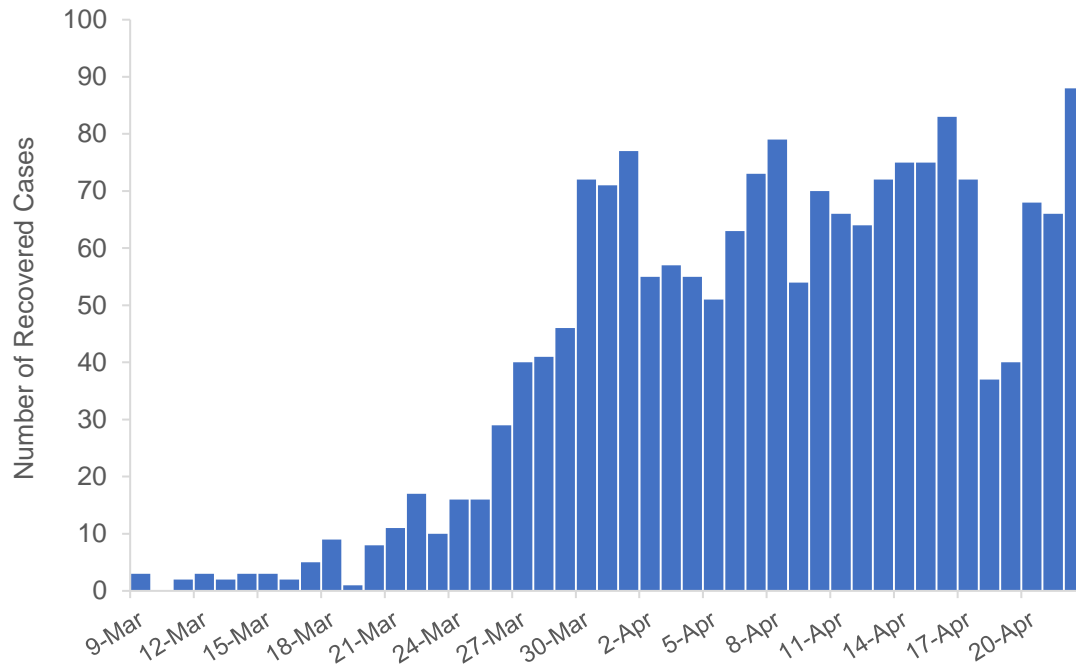
Cases and Deaths

Distribution of COVID-19 cases (n=3,107) and deaths (n=179) with key public health interventions, March–April 2020, Oklahoma



Recovered Cases

Distribution of recovered cases of COVID-19 (n=1922), March–April 2020, Oklahoma



A recovered case is an individual currently not hospitalized or deceased AND 14 days after the onset of symptoms.

Disease Testing

	Total Number
Specimens tested ¹	47,984
Specimens positive	3,109

Total specimen counts may not reflect unique individuals.

1. Includes state and private laboratories.

Epidemiological Estimates

	Estimate	Notes / Interpretation
Cases		
Cumulative incidence	76.6 (per 100,000 persons)	From March 7 to April 23, there were about 77 (per 100,000) new cases of COVID-19 in Oklahoma.
Absolute change in cumulative incidence from previous week	-0.3 (per 100,000 persons)	Compared to week 16 (April 10-16), there were 0.3 (per 100,000) fewer cases of COVID-19 in Oklahoma during the past week (April 17-23).
Disease Severity		
Case-fatality risk (crude)	5.8%	The estimate is not adjusted for the lag time from reporting to death (i.e., delay between the time someone dies and the time their death is reported). The fatality estimate could be lower due to cases that were undiagnosed or had milder symptoms.
Hospitalization rate (overall)	15.4 (per 100,000 persons)	About 15 (per 100,000 persons) were hospitalized for COVID-19 during this outbreak.

Risk Factors and Hospitalization

	Deaths, Number (%)	
Comorbidities		
Chronic liver failure	7 (3.9)	Two-thirds of the people who died from COVID-19 had at least one chronic condition.
Renal failure	0	
Diabetes	65 (36.3)	
Chronic lung failure	32 (17.9)	
Chronic heart or circulatory disease	86 (48.0)	
At least 1 chronic condition	119 (66.5)	

Demographic Information

Characteristics	Cases Number (%)*	Deaths Number (%)*
Gender		
Male	1314 (43.6)	95 (53.1)
Female	1703 (56.4)	84 (46.9)
Age group		
00-04	29 (1.0)	0
15-17	71 (2.4)	0
18-35	587 (19.5)	5 (2.8)
36-49	633 (21.0)	4 (2.2)
50-64	732 (24.3)	26 (14.5)
65+	965 (32.0)	144 (80.4)
Race		
American Indian or Alaska Native	221 (7.3)	16 (8.9)
Asian	50 (1.7)	0
Black or African American	178 (5.9)	11 (6.2)
Multiracial / Other	101 (3.3)	5 (2.8)
Native Hawaiian or Pacific Islander	11 (0.4)	1 (0.6)
White	2144 (71.1)	139 (77.7)
Unknown	312 (10.3)	7 (3.9)
Ethnicity		
Hispanic or Latino	245 (8.1)	4 (2.2)
Not Hispanic or Latino	2333 (77.3)	159 (88.8)
Unknown	439 (14.6)	16 (8.6)
Healthcare worker		
Healthcare worker	539 (17.9)	-
Non healthcare worker	2478 (82.1)	-

* percentages may not add up to 100 due to rounding.

- The average age of cases was 53.2 years.
- The youngest case was a year old and the oldest case was 102 years.
- The average age of individuals who died was 74.2 years.
- The youngest individual to die from COVID-19 was 22 years and the oldest was 100 years.

Healthcare and Non-Healthcare Worker Case Status

Status ¹	Non-Healthcare Worker Number (%) [*]	Healthcare Worker Number (%) [*]
Active	499 (24.5)	138 (32.2)
Currently Hospitalized	216 (10.6)	12 (2.8)
Deceased	133 (6.5)	3 (0.7)
Discharged, but Active	21 (1.0)	2 (0.5)
Recovered	1167 (57.3)	274 (63.9)

* percentages may not add up to 100 due to rounding.

1. Data as of April 17, 2020.

Populations who reside in congregate settings

Cases and deaths, by long term care and correctional facilities, March-April 2020, Oklahoma.

	Cases	Deaths
LTCF^{1,2}		
Residents	402	60
Staff	162	1
Total	564	61
Correctional Facilities^{3,4}		
Inmates	5	0
Staff	19	0
Total	24	0

Abbreviation: LTCF, long term care facility.

1. Long term care facility or nursing home

2. Data as of April 21, 2020.

3. Correctional facilities include prison and jails. Data from certain federal prisons are not included.

4. Two new outbreaks identified during the week of April 16 to 22.