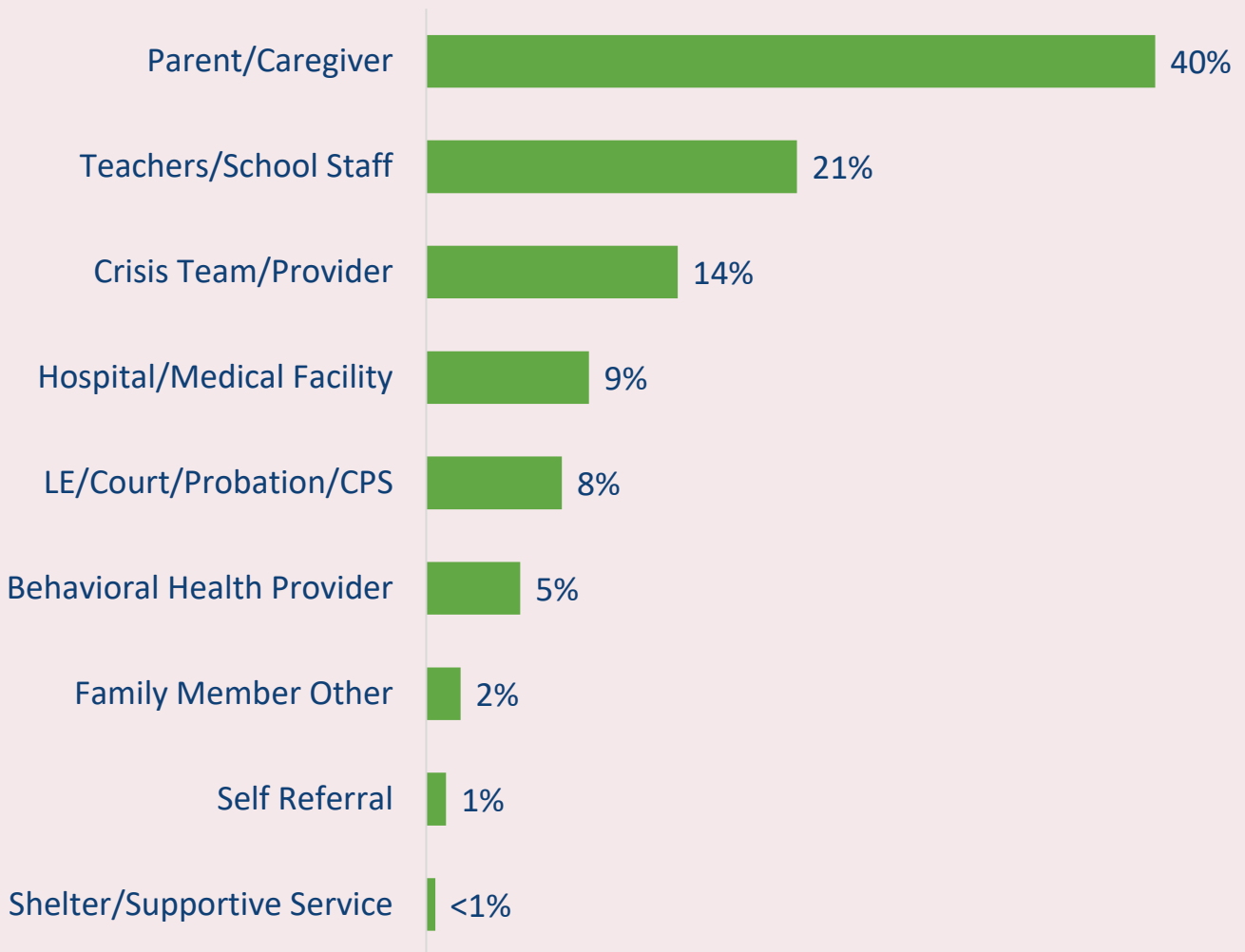


Who is referring to MRSS? The most common referral sources into MRSS (2,248 out of 5,572) are **Parents and Caregivers (40%)** followed by **Teachers and School Staff (21%)**.

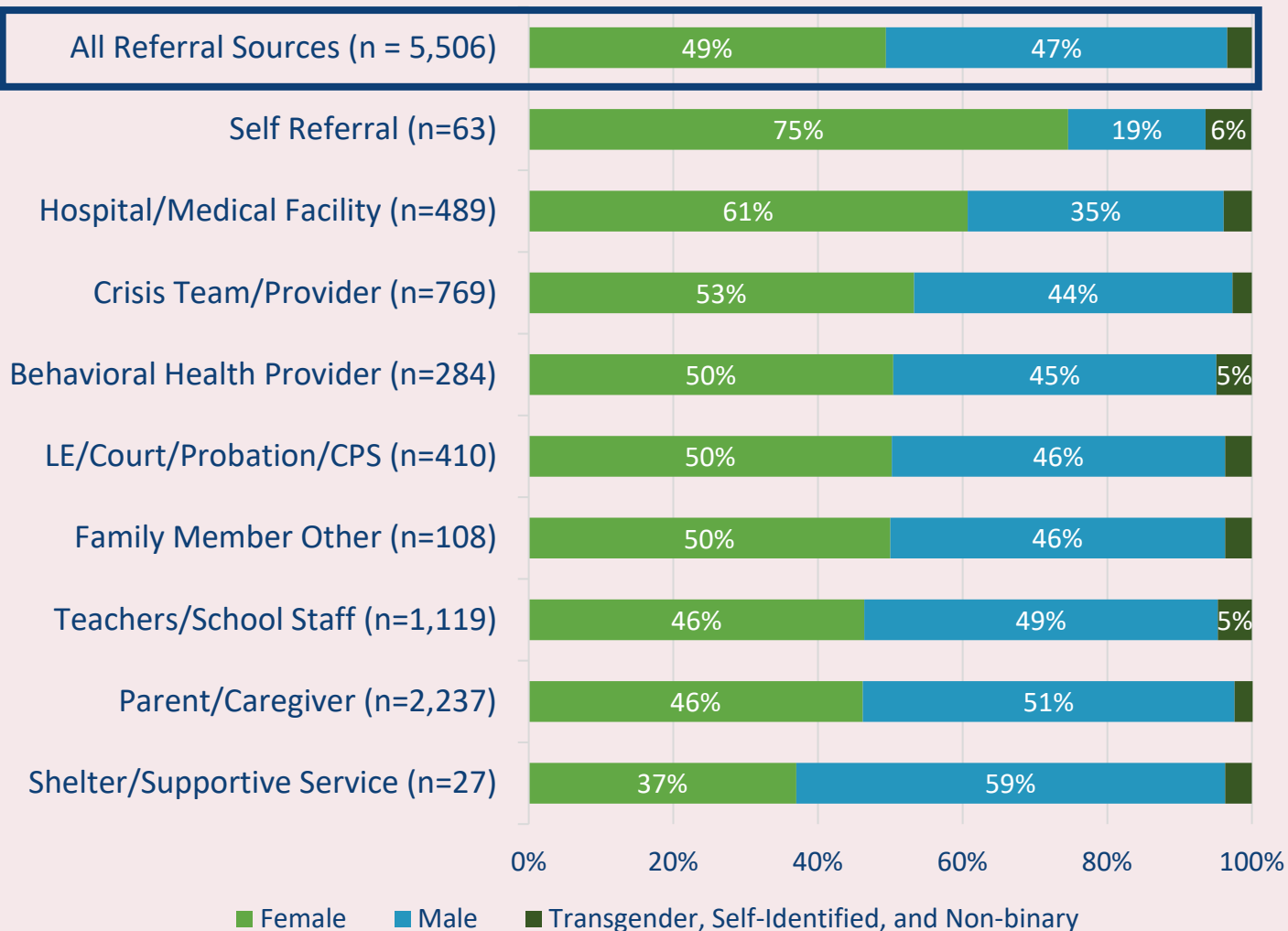
Referral Sources



Note: Includes MRSS referrals entered into the Data Management System (DMS) with a referral date from 10/1/22 to 9/30/23. Percentage values are rounded to the nearest whole number and may not add up to 100.

MRSS is serving a similar proportion of males (49%) compared to females (47%). **Though self-referrals make up only a small group, females (75%) are of a higher percentage than males (19%).** Hospitals and medical facilities refer females (61%) at a higher percentage than males (35%), and shelters/supportive service refer males (59%) at a higher percentage than females (37%).

Client Gender by Referral Source



Note: Includes MRSS referrals entered into the Data Management System (DMS) with a referral date from 10/1/22 to 9/30/23. Percentage values less than 5% are not shown. Values are rounded to the nearest whole number and may not add up to 100.

MRSS Brief: Referral Source Outcomes from 10/1/22 to 9/30/23

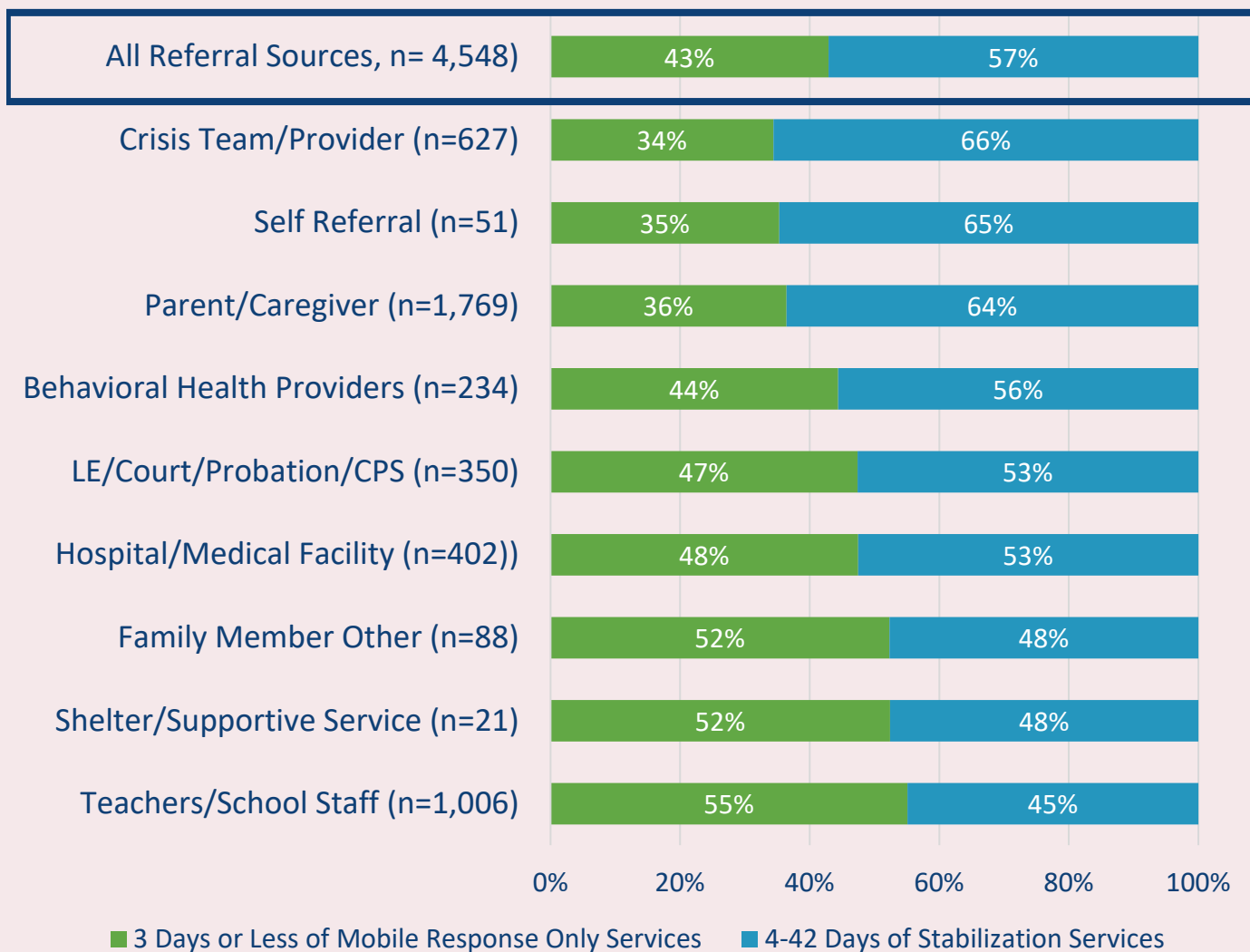


MRSS

Mobile Response &
Stabilization Services

Of those that receive MRSS services, referrals from Crisis Teams (66%), Self-Referrals (65%), and Parents/Caregivers (64%) receive 4-42 Days of Stabilization Services at a higher proportion compared to other referral groups. Referrals from Teachers and School Staff receive 3 Days or Less of Mobile Response Only Services at a higher proportion than other groups (55%).

Mobile Response and Stabilization Outcome by Referral Source



Note: Includes MRSS referrals entered into the Data Management System (DMS) with a referral date from 10/1/22 to 9/30/23. Percentage values are rounded to the nearest whole number and may not add up to 100.



Center for Innovative Practices
Child & Adolescent Behavioral Health Center of Excellence



CASE WESTERN RESERVE
UNIVERSITY
Jack, Joseph and Morton Mandel
School of Applied Social Sciences
Begun Center for Violence Prevention
Research and Education

MRSS Brief: Referral Source and High-Risk Presenting Concerns from 10/1/22 to 9/30/23

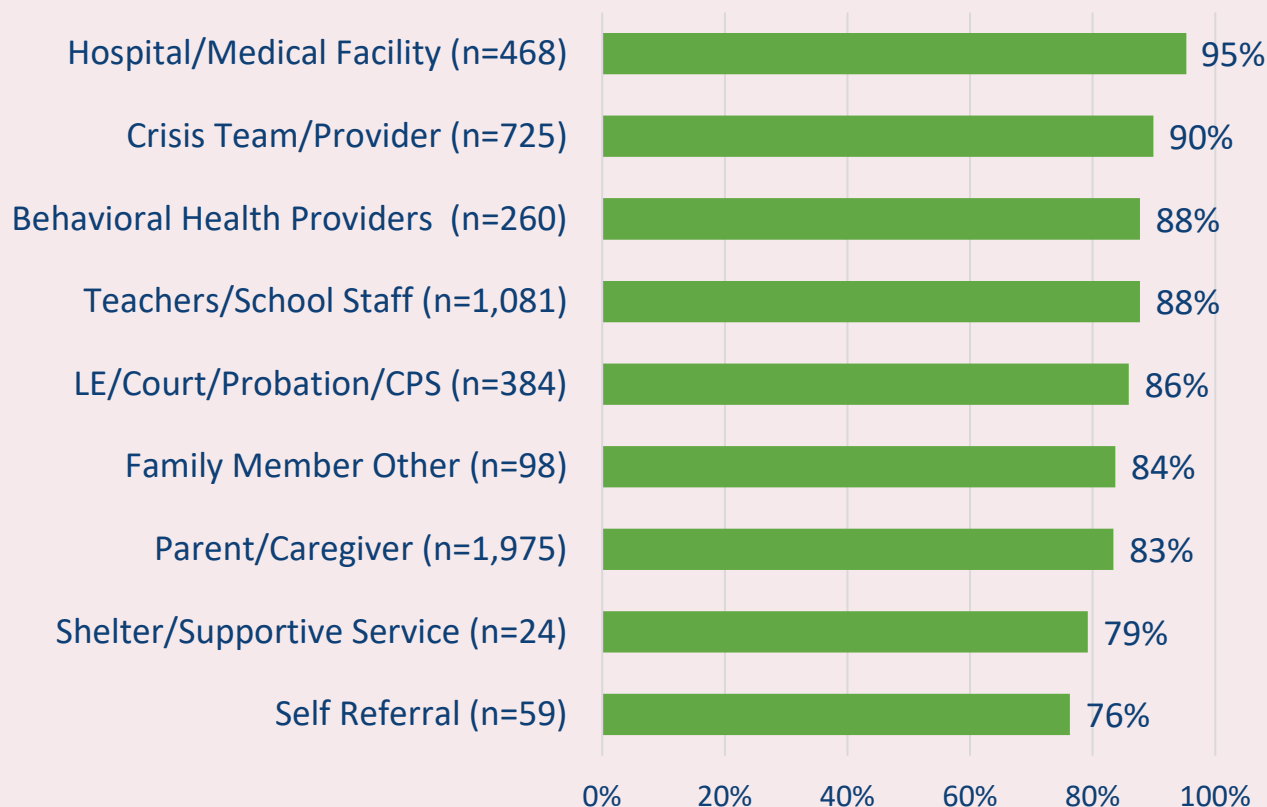


MRSS

Mobile Response & Stabilization Services

87% youth referred to MRSS (4,465 out of 5,148) were referred due to one or more of the following **high-risk presenting concerns**: Suicidality, Anger/ Aggression/Physical Outbursts, Depression, Self-Injury/Harm, Homicidal Ideation, Unsafe/Risky Behavior, Domestic Violence, Psychosis, and Human Trafficking. **Hospitals and Medical Facility have the highest percentage of youth referred with high-risk presenting concerns.**

Percentage of Clients with High-Risk Presenting Concerns by Referral Source Type (n=5,074):



Note: Includes MRSS referrals entered into the Data Management System (DMS) with a referral date from 10/1/22 to 9/30/23. Percentage values are rounded to the nearest whole number and may not add up to 100.



Center for Innovative Practices
Child & Adolescent Behavioral Health Center of Excellence



CASE WESTERN RESERVE UNIVERSITY
Jack, Joseph and Morton Mandel
School of Applied Social Sciences
Begun Center for Violence Prevention
Research and Education