

Choice Ready Results

2023-2024

Stanley Schauer Jr.
Assessment Director
August 2024

Purpose

- Discuss the most recent Choice Ready (CR) data from the 2023-2024 school year.
 - Caveat: The presentation of data is being conducted earlier than in previous years. We have enough confidence in the data to share, but do want to mention that it is **not “final, final” - just one “final” at this point!**
 - Data Sources: [ND Insights](#) and [STARS Reporting & Analytics](#)



NORTH DAKOTA CHOICE READY

The North Dakota **CHOICE READY** framework is a tool to assist educators to ensure all students successfully depart high school possessing the **ESSENTIAL SKILLS** necessary to be ready for life. The journey begins by ensuring students leave having the **ESSENTIAL SKILLS** to be successful for whichever path they choose. Students shall then strive to be **POST-SECONDARY READY, WORKFORCE READY, and/or MILITARY READY.**



ESSENTIAL SKILLS

Earn a North Dakota high school diploma

Complete a 9-week Career Education Course/Individual Counseling (15.1-21-18), Financial Literacy (15.1-21-21), and pass ND Civics Test (15.1-21-27), Computer Science/Cybersecurity Requirement (15.1-21-02.2), and **four or more additional indicators:**

- 25 hours of Community Service
- Two or More Years in Organized Extra-Curricular Activities
- 95% Attendance (not counting school-related absences)
- Successfully Complete a Capstone Project
- Career Exploration Experience
- Successfully Complete an Online Learning Course
- Two or More Years in Organized Co-Curricular Activities
- Demonstrate Competency in 21st Century Skills
- Multicultural Awareness

Students shall then complete two or more of the **CHOICE READY** components below.



POST-SECONDARY READY

Complete a **Four-Year Rolling Career Plan**, and earn a **2.8 GPA or greater**, and complete one academic indicator set below:

ACT / SAT minimum or subsections scores:

- ACT English – 18
- ACT Reading – 22
- ACT Math – 21
- ACT Science – 23
- SAT Reading/Writing – 480
- SAT Math – 530

or

Two or more additional indicators:

- Advanced Placement Course (A, B, or C) or (4, 3, or 2)
- Dual Credit Course (A, B, or C) or (4, 3, or 2)
- Algebra II (A, B, or C) or (4, 3, or 2)
- Advanced Placement Exam (3+)
- International Baccalaureate Exam (4+)
- 3.0 GPA in core course requirement for NDUS admission
- CREAM (Eng./Math) Course (70% or greater)
- Complete three Fine Arts Courses (A, B, or C) or (4, 3, or 2)



WORKFORCE READY

Complete a **Four-Year Rolling Career Plan**, and complete two or more additional indicators:

- Complete three CTE courses or more (A, B, or C) or (4, 3, or 2)
- Complete Career Ready Practices (3.0)
- Dual Credit Course (A, B, or C) or (4, 3, or 2)
- WorkKeys (Gold or Silver)
- Technical Assessment/Industry Credential
- Workplace Learning Experience (40 hrs.)
- Work-based Learning Experience (Perkins V) (40hrs)
- NDSA (Reading/Math) Level 3 or greater or (ACT for Accountability: English – 19/Math – 22)
- Complete three World Language Courses (A, B, or C) or (4, 3, or 2)



MILITARY READY

Complete a **Four-Year Rolling Career Plan, ASVAB score of 31 or greater** (as determined by branch), or acceptance into the military.

Quality Citizenship (No Expulsions/Suspensions)
Physically Fit - Successfully complete required PE courses (A, B, or C) or (4, 3, or 2)

and

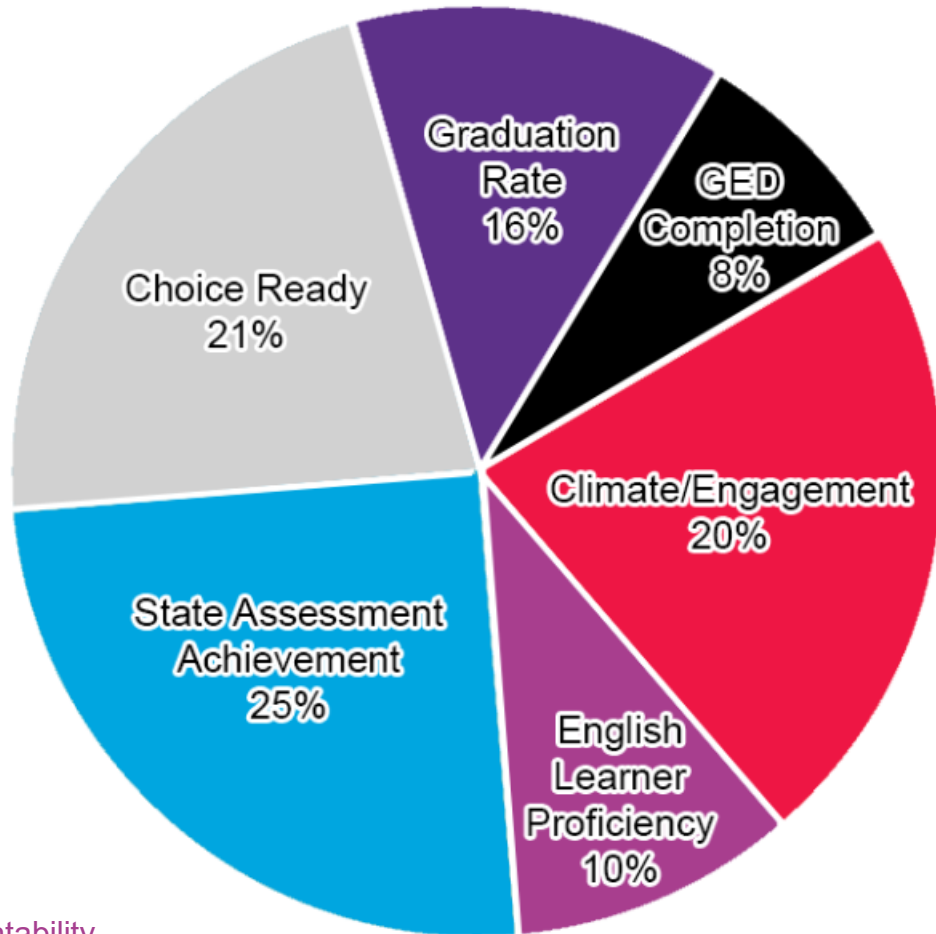
Complete **two or more** additional indicators from the **Post-Secondary** or **Workforce** options.

or

Complete two credits of JROTC or Civil Air Patrol

Revised January 2024

ND Accountability Pie



Accountability

Accountability Explainer

- **What?**
 - CR is a core tenet of HS accountability and the **NDDPI Vision**.
 - Specifically measuring post-secondary, workforce, and military readiness and improvement/growth at the school level via student-level data aggregation.
- **Why?**
 - Ability for students to successfully and confidently switch paths after HS.
 - Uses multiple sub-indicators/measures in a more portfolio-like manner.
 - **Not a single data point from a single measurement tool!**
- **Who?**
 - Seniors enrolled in public school meeting Essential Skills and 2 readiness areas.

Vision

Our vision is that all students will graduate choice ready with the knowledge, skills, and disposition to be successful.

Accountability Explainer

- **How?**

- Schools receiving credit for either the total percentage of CR Seniors OR demonstrated growth compared to the previous year*
 - # of seniors meeting essential skills & 2 components / # of seniors = CR%
 - * = if n-size rule is triggered only % of CR seniors will be used

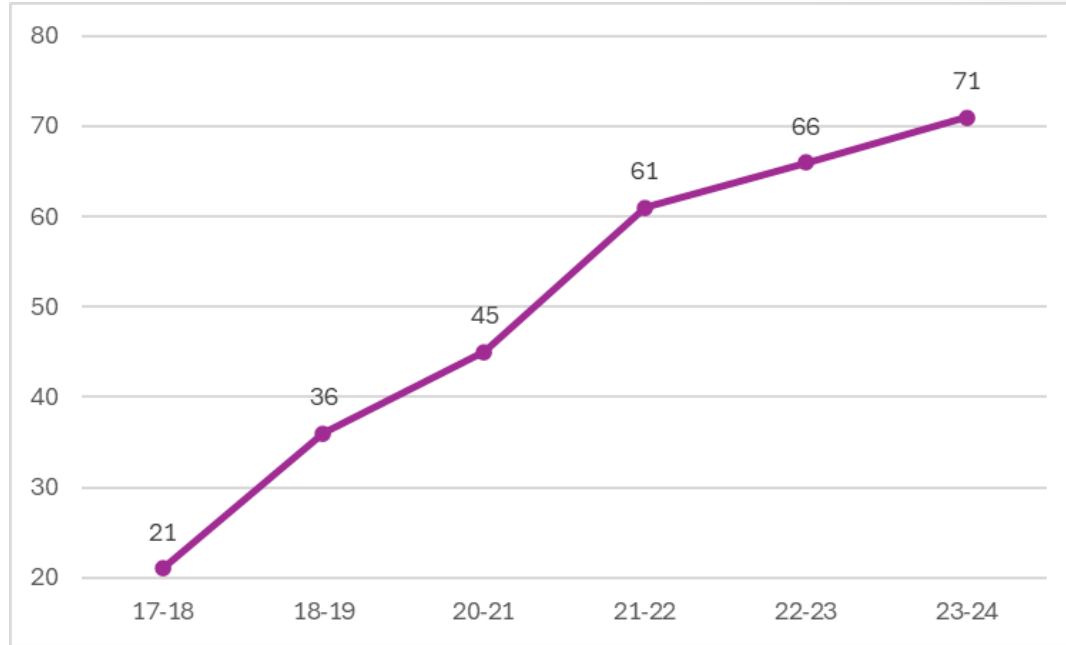
Percentage of seniors that are Choice Ready	Growth in Choice Ready percent compared to prior year*	Points Earned (out of 129)
90-100%	10% or more	129
75-89.99%	7.5-9.99%	96.75
50-74.99%	5-7.49%	64.5
25-49.99%	0.01-4.99%	32.25
<25%	0%	0

2023-2024 Accountability

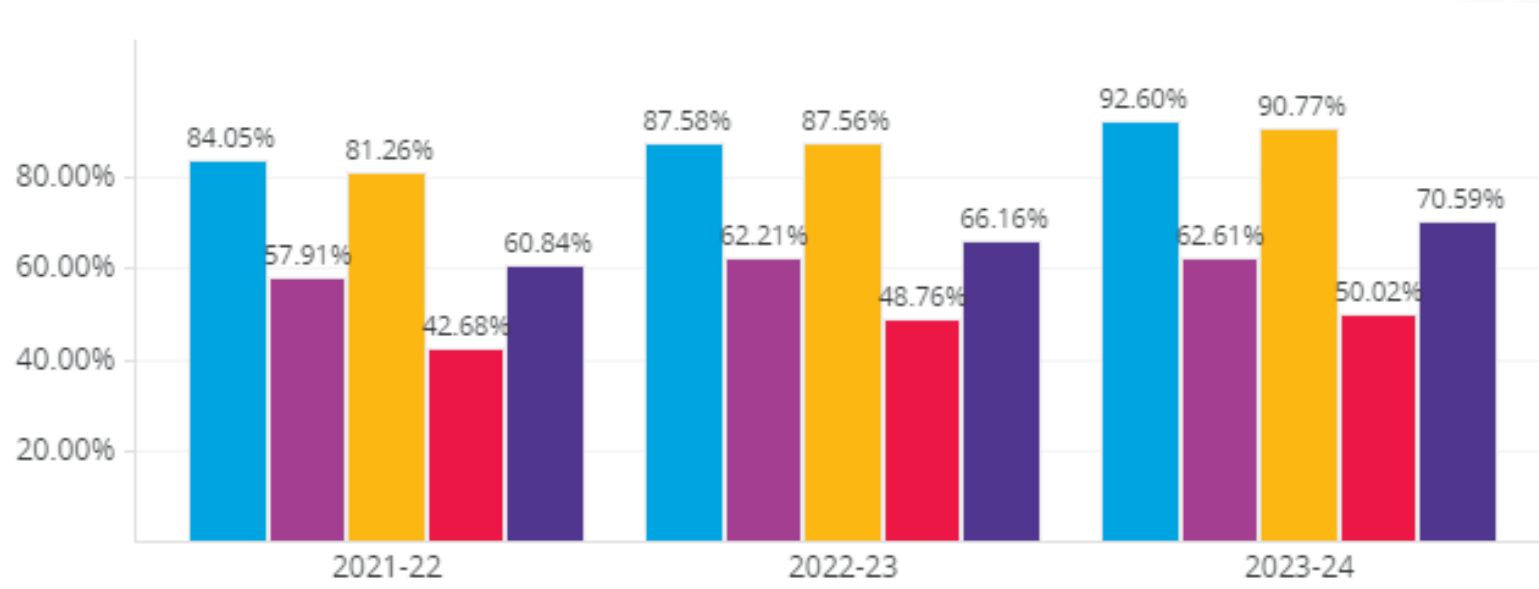
- Schools should be able to review accountability data via ND Insights UAT around the middle of September.
- Detailed information about the review process, training, and release will be coming in a few weeks.
- During this time, schools are asked to review ND Insights and STARS RA (referencing the accountability calculation guide) and submit appeals if they find errors/discrepancies.
- Choice Ready data is included in the data release and review process.
- This is when data becomes more “final, final”!

Choice Ready State Trend

2023-2024: 71%
2022-2023: 66%
2021-2022: 61%
2020-2021: 45%
2019-2020: NA
2018-2019: 36%
2017-2018: 21%



Choice Ready Indicators



Metrics

- Essential Skills
- Post-Secondary Ready
- Workforce Ready
- Military Ready
- Choice Ready

Choice Ready Indicators

2022-2023

2023-2024

(6602 grads)	Ready	Percent
Essential Skills	5782	87.58
Post-Secondary	4107	62.21
Workforce	5781	87.56
Military	3219	48.76
Choice Ready	4368	66.16

(6889 grads)	Ready	Percent
Essential Skills	6379	92.60
Post-Secondary	4313	62.61
Workforce	6253	90.77
Military	3446	50.02
Choice Ready	4863	70.59

CR Indicator Drilldown

(6889 grads)	Female	Male
Grad Count	3353 – 93.35%	3536 - 91.88%
Essential Skills	3130 – 93.35%	3249 – 91.88%
Post-Secondary	2431 – 72.50%	1882 – 53.22%
Workforce	3052 – 91.02%	3201 – 90.53%
Military	1649 – 49.18%	1797 – 50.82%
Choice Ready	2516 – 75.04%	2347 – 66.37%

CR Indicator Drilldown

(6889 grads)	White	Native American / Alaska Native	Black / African American	Hispanic
Grad Count	5468	544	382	345
Essential Skills	5096 - 93.20%	493 – 90.63%	343 – 89.79%	307 – 88.99%
Post-Secondary	3714 – 67.92%	212 – 38.97%	135 – 35.34%	144 – 41.74%
Workforce	5071 – 92.74%	459 – 84.38%	305 – 79.84%	289 – 83.77%
Military	2925 – 53.49%	217 – 39.89%	91 – 23.82%	132 – 38.26%
Choice Ready	4128 – 75.49%	281 – 51.65%	162 – 42.41%	181 – 52.46%

Hawaiian/Pacific Islander and Asian demographics have all or most categories under 100

CR School Accountability Points

	2022-2023	2023-2024
Received Full Points	45	52
Received Some Points	71	96
Received No Points*	56	23

* 3-year look back process effect on “no points”

- 21 schools still under the N threshold of 10
- 2 schools meeting the threshold but no CR students
- 26 more schools included in the CR measure

Choice Ready Areas to Target

Data shown today is state-aggregated and may or may not match the data story for your school and district! **Please review your data and identify strengths and weaknesses.**

- Military readiness remains the lowest-scoring domain.
- Post-secondary ready is the second-lowest scoring domain and has the smallest growth from last year.
- Males lag females by almost 10% in overall CR and almost 20% in post-secondary ready.
- Native American/Alaskan Native and Black/African American students had lowest total CR percentage in racial demo breakdown.

Questions or Comments?

Thank you!

Stanley Schauer
seschauer@nd.gov