

Research & Recovery Round Up Whitepaper Series: Estimates of Additional Time Needed for Recovery

Briefing for PSU Leaders

Dr. Michael Maher, Executive Director, michael.maher@dpi.nc.gov

Ms. Lynne Barbour, Deputy Director, lynne.barbour@dpi.nc.gov

Dr. Jeni Corn, Director of Research and Evaluation, jeni.corn@dpi.nc.gov

Mr. Calen Clifton, Research Analyst, calen.clifton@dpi.nc.gov

Dr. Erin Manuel, Research Analyst, erin.manuel@dpi.nc.gov

Making NC a National Leader in Recovery

Superintendent Truitt created the Office of Learning Recovery and Acceleration in March 2021 to

- **Transparency:** Prioritize providing the research needed to make evidence-based decisions at state and local levels to aid in recovery and accelerate learning for all students.
- **Partnership:** Partner with PSUs to bring needed solutions to long-standing challenges facing NC public education.
- **Coordination:** Serve as the central point of contact for internal and external coordination of resources, collaboration, and communications.

OLR Whitepaper Series

Purpose and Timeline

OLR Blog/Whitepaper Series: Research & Recovery Round Up (DRAFT Topics/Timeline)

- April: Overview of the Study ([link](#))
- May: Estimates of Additional Time Needed for Recovery
- June: Summer Learning
- July: Urban/Rural - Broadband, Literacy
- August: Economically Disadvantaged/Title 1
- September: Male/Female and Math
- October: Exceptional Children
- November: English Learners
- December: Homeless, Migrant, Foster
- January: Academically and Intellectually Gifted
- February: Digital Learning

Purpose

OLR Blog/Whitepaper Series: Research & Recovery Roundup

Unpack comprehensive report

- Recent legislation ([S.L. 2021-3 HB 196](#)) directed NCDPI to contract with a third-party entity to collect, analyze and report data related to the overall impacts of COVID-19 on public school units, students and families.
- Report Released March 2022: [COVID-19 Impact Analysis of Lost Instructional Time \(SAS Study\)](#)
 - Analysis compares students' projected score to the 2020-21 school year with their actual score during the 2020-21 school year for different student groups and contextual factors.

Framing the Results

Learning Recovery & Acceleration Programs at State Level

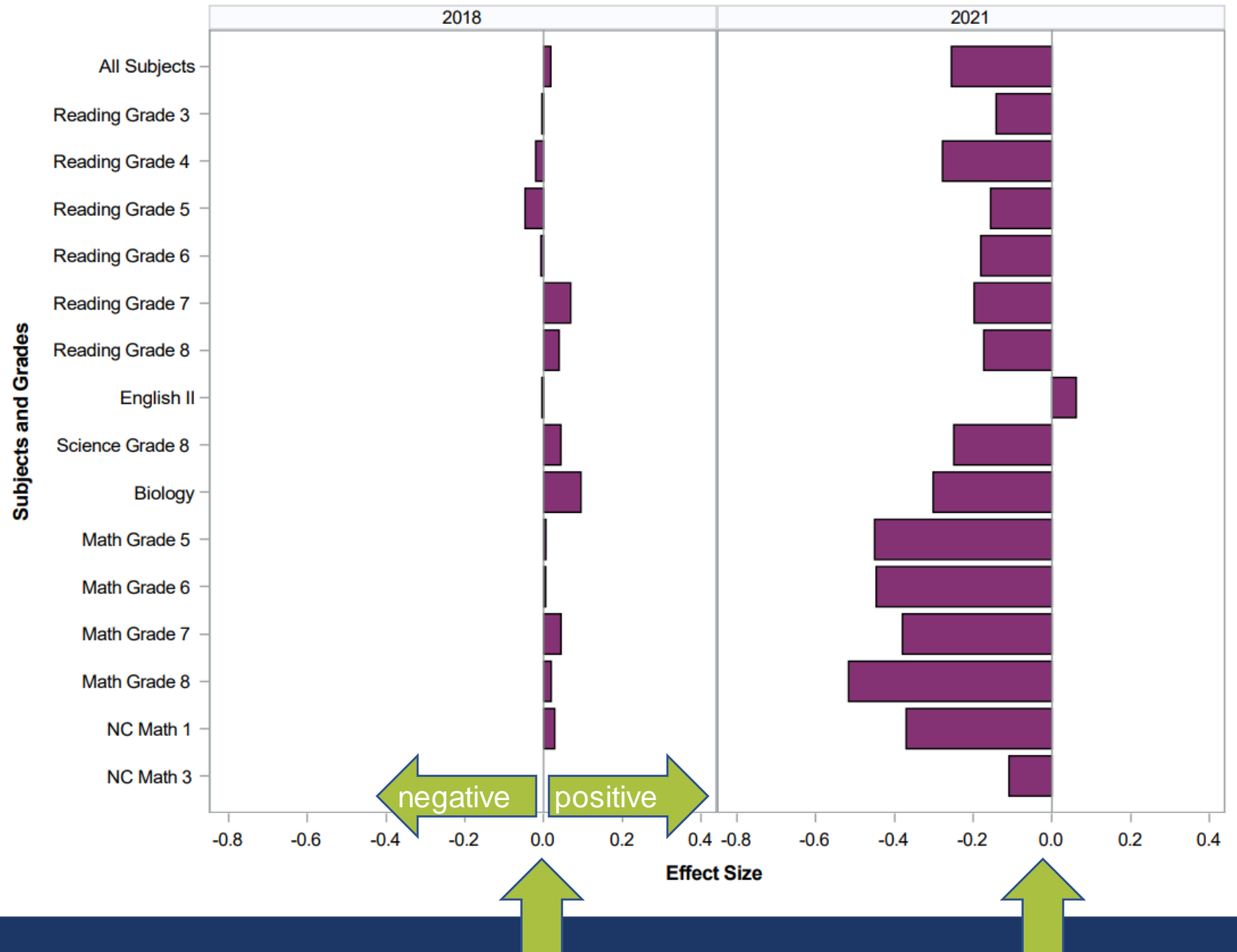
- We presented selected key findings followed by graph of the data.
 - Graphs from 2018 provide a snapshot of "business as usual."
 - Graphs from 2021 provide an estimate of "impact of the pandemic."
 - Vertical 0 line means students in those groups are performing as we would expect – they are on track based on past performance.
- This data is unique to North Carolina as it is individual, student level data (~1.4M students) and not based on sample sizes which means all differences are *statistically* significant.
- This data goes beyond how many students met grade level proficiency and presents the difference between where we expected students to perform and how they actually performed.

Statewide Summary of Effects

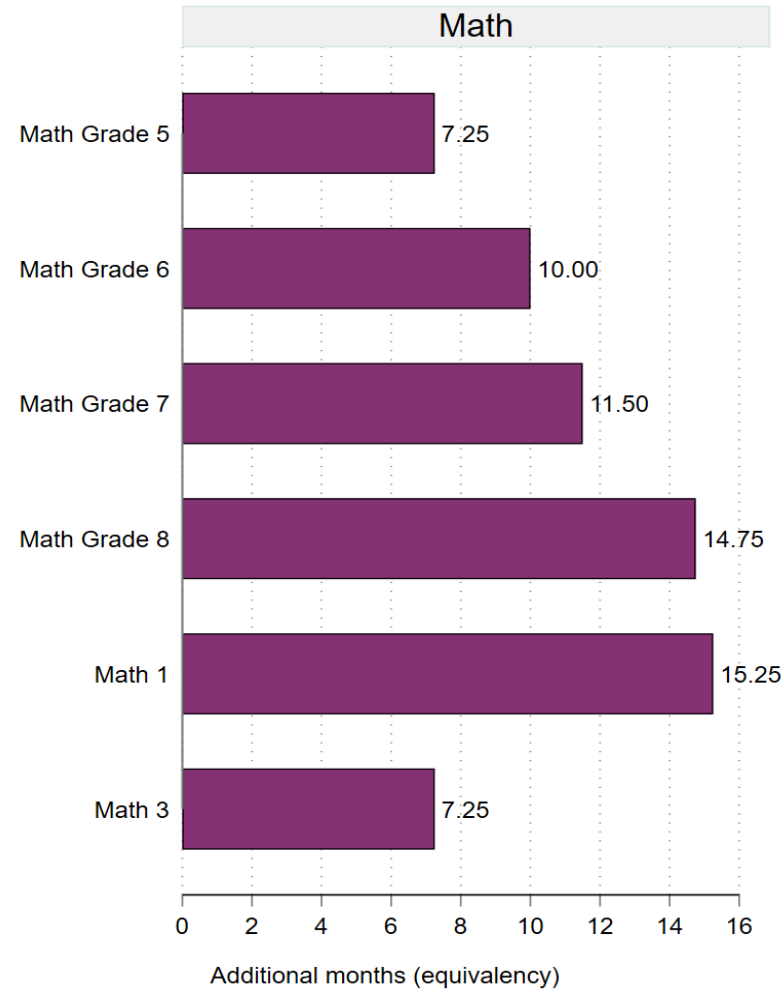
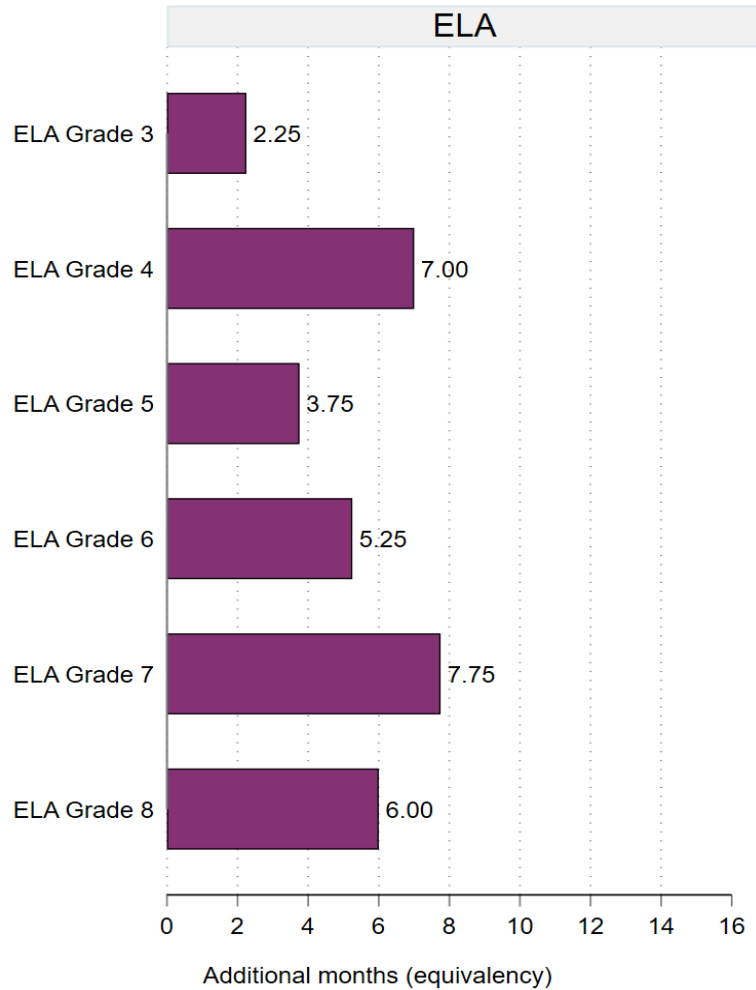
Requires understanding statistics and interpreting effect sizes (Kraft, 2020):

- < 0.05 : small
- 0.05 to 0.20 : medium
- > 0.20 : large

How can we make this information understandable and actionable for the general public?



Statewide Summary of Months for Recovery



Now that we know how much additional time is needed, what can we do to target resources and interventions to help students accelerate learning to get back on track?

OLR Supported Programs

Updates and Deadlines

Summer 2022

Learning Recovery & Acceleration Programs at State Level

Summer Bridge Academies (\$40 Million)

WHO: 113 School Districts, 45+ Charter Schools

WHAT: Jump Start Programs – 2 weeks prior to start of school

Bridge Academy – Rising K, 6, 9, 12 graders

Math 1 Bootcamps

AP / Females in STEM camps

EL Academies – Grades K-12

HOW: Project Based Learning, Community Partnerships, Field Trips, Outside Classrooms, Exposure to new school, “Success for School Sessions,” Beginning Teacher Training

Summer 2022

Learning Recovery & Acceleration Programs at State Level

Career Accelerator Programs (\$26 Million)

WHO: 115 School Districts, 35 Charter Schools

WHAT: Workforce-aligned programs for Grades 6-12

Work-based learning opportunities

Credentials of Value / Certifications

Career Development Plans or Middle Grades

Finance, Healthcare, Technology, Skilled Trades, Aviation, Solar, Environmental Science, etc.

HOW: Partnerships with Momentum Learning, NCBCE, EverFi, DistrictC, Community Colleges, Workforce Development Boards, Chambers of Commerce

Fall 2022

Learning Recovery & Acceleration Programs at State Level

Math Enrichment Programs (\$36 Million)

WHAT: To support public school units in addressing COVID-19 related needs during the instructional year, including through after-school and before-school programs that incorporate supplemental in-person instruction to address learning loss in **grades 4-8.**

WHEN: Application to Launch July 2022
Program to Launch Fall 2022

WHO: LEAs & Charters

Summer 2023

Learning Recovery & Acceleration Programs at State Level

Career Accelerator Programs (\$36 Million)

WHAT: Workforce-aligned programs for **Grades 6-12**

Work-based learning opportunities

Credentials of Value / Certifications, Career Development Plans

WHEN: Application to Launch July 2022

Program to Launch Summer 2023

WHO: LEAs & Charters

ARP 20%

Local Educational Agency Use of Funds of 90% = \$3.2 Billion

At least 20% of funds must be used to **address learning loss** through **evidence-based interventions** that respond to students' academic, social, and emotional needs.

Mandatory 20% Learning Loss Set-Aside = Approx. **\$644,850,000**

[ARP Planning Allotments with 20% Breakdown](#)

OLR PSU Summer Convening

Using Data to Drive Local Recovery Practices and Plans July 12-15 on SAS Campus

- **Purpose:** Discuss best use of available data to understand learning recovery and acceleration programs that are most needed and highlight those that have best served students.
- **Participants:** District and charter leader teams. PSUs grouped into cohorts by ESSER III 20% Learning Loss Set-Aside. Invited for single day event.
- **Facilitators:** EVAAS Team at SAS and NCDPI

Q&A

Thank you for your time and interest.