




MAITC AG. LITERACY ROUND UP

EST 2021
JAN 2021
VOL. 1
ISSUE 1

Monthly Newsletter For Making Agriculture In the Classroom Accurate




IN THIS ISSUE

- *Member Recognition
- *Meet Montana Ag In the Classroom's Executive Director
- *Pollinator Project Highlight
- *Fun Montana Ag Fact
- *Favorite Ag Accurate Book Highlight
- *What is in the works with MAITC!
- *Ways to get involved
- *Student Activity and Call for Help!

THANK YOU MEMBERS!

Montana Ag In The Classroom has been through many changes. We are very appreciative of our Founding Members that have worked tirelessly to make sure MAITC has a firm foundation to grow on! Thank you to our Founding members and Partners: **Montana Office of Public Instruction, Montana Dept of Agriculture, and Montana Farm Bureau Federation.** And our Founding Member and Steward; **Montana Farmers Union** And thank you to our contributing members; **Montana WIFE and Montana Weed Control** and Donor member, **Montana Organics Association.** Keep reading for how you can become a member!



INTRODUCING

I am extremely excited to introduce myself as the Executive Director of the Montana Agriculture in the Classroom Foundation. After spending 21 years in various k-12 classrooms teaching and a lifetime as a rancher's daughter and or wife, I am blessed to be transitioning into a position that allows me to contribute to both worlds at the same time. My husband is a ranch manager and marketer for a registered black Angus operation. He truly enjoys all aspects of raising cattle. He loves genetics and nutrition and does a phenomenal job teaching our three teenage daughters the basics and more about his passions. Our daughters attend Cascade Schools and are active in 4-H, FFA, rodeo, volleyball, and basketball- along with youth group and random other volunteer activities. The girls and I help whenever and wherever we can.



From calving to branding, weaning, shipping some, managing paperwork on others, planning for herd health needs, growing hay, and working with employees; the ranch is a family affair with help from outside. We are so thankful for the opportunity to contribute.

During my teaching years, I was primarily a special education teacher. Designing instruction for a wide variety of students is a task I did daily and one of the most enjoyable details about my job. Working with fellow educators and leadership to plan for student needs and find ways to make the school day both more intentional and more enjoyable. Teaching is a tough job! Especially now. It's my goal to take my experience in the classroom and my passion for agriculture and help provide educators with fun, interactive, low prep lessons that can be used virtually and in person. I look forward to partnering with schools and Ag Organizations to ensure we have accurate information being taught to our kids

Lindsay Orem

In November, in partnership with Gallatin County Conservation District, MAITC Released an updated, gorgeous Pollinator Education Project. Historically, the pollinator resources were in HIGH demand in Montana. This updated project showcases species and families of pollinators that make Montana their home. Each species has its own unique biodiversity and role in pollination. Factors such as housing, plant relationships, and unique characteristics are highlighted for each species. Included in each folder are:

- *Pollinator Identification Cards: 15 pollinators from bees, to butterflies to moths - full color with scientific names, identification information, accurate habitat, behavior and reproductive information is all included.

- *A Bee a Friend To Pollinators Pocket Guide- From Types of pollinators to ways to help them- its all folded up to fit nice and neat in a pocket!

- *A large, colorful poster that folds down for storage but identifies pollinators and their characteristics.

POLLINATOR PROJECT



- *A 7-page Activity Book that will keep kids interacting with accurate information.

- *A seed packet that assists in creating a habitat for pollinators.

- *A USDA fact sheet with Montana Accurate information for learning, research or reference.

All kept in a tidy folder that stores easily.

Additionally, there are lesson plans available on the website to aid in instructional design.

To request a packet, email Lindsay at montanaaitc@gmail.com. She will send you a google form to fill out!




AG ACCURATE BOOKS!

Near and dear to every educator, is a pile of favorite books!

Each month, we will showcase our favorites! We will share the great things and some activities you can do with them.

This month - I am selecting two books!


First, a chapter book for middle/high school students. Even the adults out there looking for a good read---There are so many more than you all think are out there! The Family Ranch by Linda Husa



We are taken along with six very different ranching families. Readers are exposed to the issues that ranches deal with, from water rights to grazing, how to best educate the kids on the ranch and working with the market for products grown. Young adults involved in agriculture will relate, others' eyes will be opened wide!

Watch the Facebook page for lesson ideas that go wonderfully with reading this gem!

Next! Levi's Lost Calf by Amanda Radke



Amanda is a blogger and Ag Advocate.

She and her husband raise registered cattle in South Dakota. She noticed a shortage in Ag Accurate books and has set out to write some! She currently has 4 printed books. We will be featuring more this year! Levi is helping with the fall round-up. He is missing his favorite red calf, he and his horse, Pepper and cowdog, Gus explore the ranch, determined to find her. Along the way, we encounter many ranch appropriate animals and settings and learn a great deal of vocabulary that is spot on!

Amanda always includes activities in the back of the book for great engagement.

This one has a recipe for "Cowboy Tin Foil Dinner", some great fun facts AND a glossary!

Check on the "What's in The Works" for more on Radke and her books!

WHAT'S IN THE WORKS!

So many things in the works! So much to look forward to!

FIRST- Prepare for Ag Accurate books to be flooding your social media pages! We are working with Montana Pulse Growers to get more ag accurate books and lesson plans in the hands of educators. We are working to gather resources and lesson plans and since Covid-19 has kept us from working face to face, we will be revising how we execute the grant, while still fulfilling the goals we set out to achieve when we applied for the grant.

We will be highlighting books for usage in grades 2-6 and accompanying lesson plans.



NEXT - we are working to develop a rubric to help educators, parents, and readers determine if books they would like to use could be considered Ag Accurate.


The rubric will be a compilation of professional objectives, Ag Literacy standards and leave some room for individual judgment.



NEW WEBSITE! Currently, our website is housed with the Department of Agriculture. Although we love the site and the ability to be found easily through there, we are confident that our wonderful resources and great ways to integrate accurate information into your instruction will be amazing by integrating our website with the National Ag In the Classroom Organization will put more resources at your fingertips and everyone will benefit more.

So- watch future issues of this newsletter and our facebook, instagram and youtube accounts for announcements and information. You won't want to miss out on our nationally designed and supported page!

***We are always looking for ways to partner with you to help you make a great project amazing or take an idea and make it reality. If you are using MAITC resources and loving them - send us an update! If you have ideas of something that should be developed-- send us a message. We are here to work with you!
!*****



KIDS-HERE'S YOUR CHANCE

Students- We are looking for farm and ranch kids willing to share a little about your days. A picture of you feeding your 4-H animal? Maybe a little bit about how you help with harvest? Are chickens your thing? Send me all the pitures! I would love to hear from you and then blast our awesome Montana kids working in agriculture... living out the legacy! Just email me at: montanaaitc@gmail.com



Hattie Orem-14, Wolf Creek, heads out to gather commercial heifers.

FUN MONTANA AG FACT

DID YOU KNOW?!

Montana has become the nation's second-leading honey producer!

As of June 2020, Honey is the 10th most valuable harvested product.

Most importantly, we need our honey bees to pollinate our other crops!



Support
AGRICULTURE
Literacy

Choose the Voluntary
AG LITERACY IN
MONTANA SCHOOLS
check-off program.

Line 18c
on your tax forms provides
funding for agricultural curriculum
in Montana classrooms.

Brought to you by the
Montana Ag in the Classroom
Foundation

Tax Season is here! We have an EASY affordable way for you to contribute!

Line 18c provides funding for agricultural curriculum in Montana Classrooms! Don't miss the opportunity to help make a HUGE impact!

Want to do MORE?

Montana Ag in the Classroom Foundation board would like to expand membership to other interested Agriculture organizations and groups in Montana. It is imperative to have representation from all facets of our industry, as well as, to provide Montana Ag in the Classroom materials through the proper channels of each of our organizations.

Montana Ag in the Classroom Foundation Membership Levels and Dues Structure

Partner: initial \$10,000

Steward: initial \$7,000-\$9,999

Friend: \$4,000-\$6,999

Donor: \$1,000- \$3,999

Contributor: \$1 - \$999

Annual Donations apply at each level.
Email montanaaitc@gmail.com for more information.

JUST FOR FUN

Better Butter

Make your own butter in a baby food jar!

Time to Complete: 40 Minutes

Materials: Heavy whipping cream, Clean baby food jar

Procedures: The cream will change from liquid whipping cream to solid butter.

If needed, get help to pour whipping cream into baby food jar until half full, screw-on lid. (Double-check to make sure it's on good!)

SHAKE the baby food jars. Pass it off to someone if you get tired. The butter is done when there is one mound of butter in the center. There may also be a small amount of clear water, which can be drained off.

Experiment with a little salt or seasoning. You never know - you might have just created a new family favorite!



FOLLOW US!

