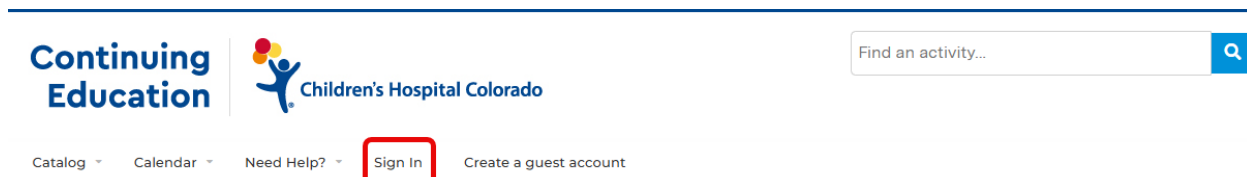


## Guest Account: Access, Creation and Edit Profile

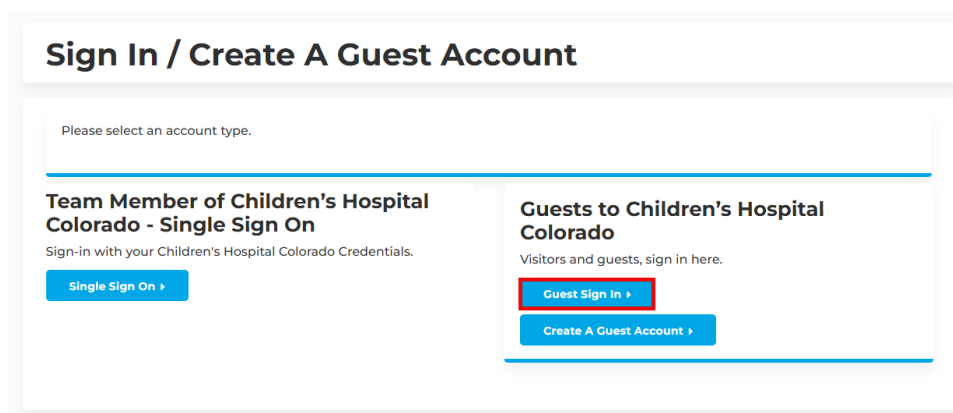
Welcome to Continuing Education at Children's Hospital Colorado (CE@CHCO)! Follow the steps below to sign in using credentials you have used before, create an account and edit your learner profile.

If you have an account from a previous activity:

1. Please use that account, do not create a new account. Go to [ce.childrenscolorado.org](https://ce.childrenscolorado.org) and click **"Sign In"**.

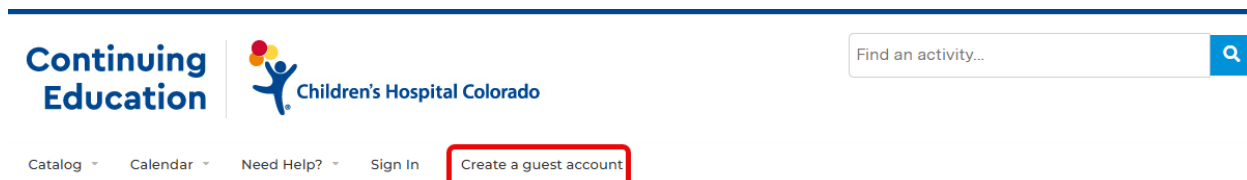


2. Click on the **"Guest Sign In"** button and use the credential your created for CE@CHCO



If you need to create an account:

1. If you need an account. Go to [ce.childrenscolorado.org](https://ce.childrenscolorado.org).



2. Fill out the User Account Form and click **'Create new account'** button at the bottom of the page once you are done. To ensure the correct credit is received, be sure to choose your **AFFILIATION** (your work organization) and **LEARNER TYPE** (physician, nurse, EMS, etc.).

Many activities will allow you to register and/or check-in via text message (SMS); however, you **must have your mobile number included in your account**. A 4-digit number will be texted to your mobile phone. Input those numbers on the "Mobile" tab to verify your number in the system.

**Edit your profile:** You can edit your profile by clicking on **'My account'** in the top right corner of the home page, and then click the **'Edit'** tab.