

New Americans in Minneapolis



State & Local

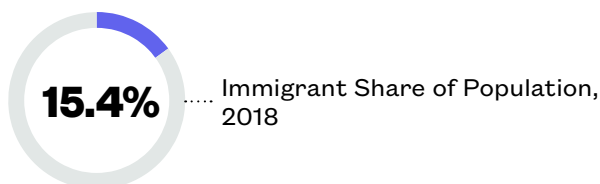
A Snapshot of Demographic and Economic Characteristics of Immigrants in the Area¹

Since the onset of the COVID-19 pandemic, local leaders in communities across the country have been working tirelessly to ensure that all community members have access to the services and support they need. The immigrant population is both essential to our country's rapid response efforts and especially vulnerable to gaps in our social safety nets. Understanding this population will help better inform local leaders as they aim to implement inclusive emergency response policies.

OVERVIEW

65,010

Immigrant Residents in Minneapolis Area of Minnesota, 2018



28,349

Immigrants who were **Naturalized** U.S. Citizens, 2018



Naturalized Share of Immigrants, 2018

21,249

Immigrants who were Likely **Refugees**, 2018²



Share of Immigrants who were Likely **Refugees**, 2018

14,748

Undocumented Immigrants, 2018



Undocumented Share of Immigrants, 2018



DACA-Eligible Share of Immigrants, 2018

LANGUAGE

Top Five Languages Immigrants Spoke at Home Other than English

| | |
|-------------------------------|-------|
| SOMALI & RELATED ³ | 27.1% |
| SPANISH | 27.0% |
| MIAO, HMONG | 6.0% |
| CHINESE | 4.1% |
| HINDI | 2.0% |

29.3% of immigrants, or **19,053**, immigrants living in the area had limited English language proficiency. Among them, the top three languages spoken at home other than English were:

- SPANISH (**44.2%**)
- SOMALI & RELATED (**34.3%**)
- MIAO, HMONG (**10.1%**)

FRONTLINE WORKERS

Immigrants serve in essential industries and carry out vital roles that keep the country functioning. In the Minneapolis area, immigrants are working in frontline and essential industries during the Covid-19 crisis.

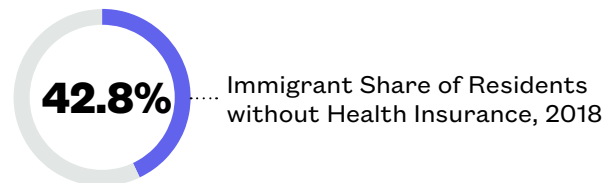
| Number of Immigrants | Industry | Share of Workforce |
|----------------------|--------------------------|--------------------|
| 5,657 | FOOD SECTOR ⁴ | 20.2% |
| 3,987 | HEALTHCARE | 16.5% |

HEALTHCARE COVERAGE

Access to healthcare and medical services remains critical during this pandemic.

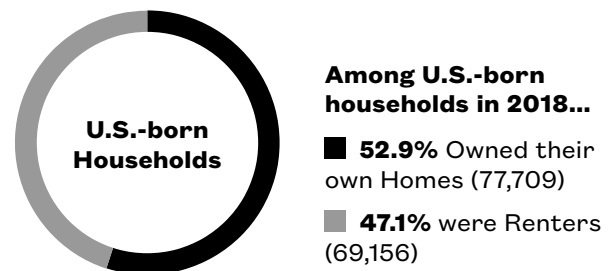
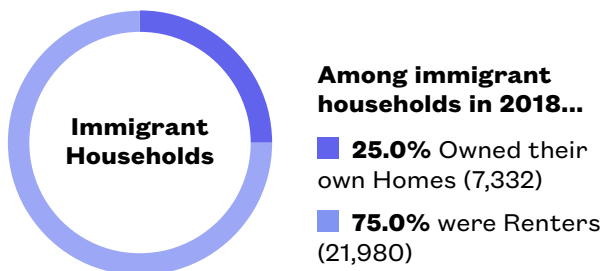
28,144

Number of Residents without Health Insurance, 2018



HOUSING CONDITIONS

The COVID-19 economic upheaval has highlighted the need for stable housing.



ENDNOTES

- 1 Unless otherwise specified, data comes from 5-year samples of the American Community Survey from 2018 and figures refer to the City of Minneapolis and the City of St. Anthony, Minnesota.
- 2 New American Economy. 2017. "From Struggle to Resilience: The Economic Impact of Refugees in America."
- 3 Somali and related refers to Cushite languages including Oromo, Beja, Sidamo, and Afar.
- 4 Food Sector includes agriculture, food processing, food wholesale trade, grocery stores and supermarkets, and restaurants and food services.