

[EMPLOYEE RESOURCES](#)[WORKPLACE RESOURCES](#)[COUNCILWIDE SERVICES](#)[COUNCIL INFO](#)[DIVISIONS](#)[MY COLLABORATION SITES](#)

[MetNet](#) > **COVID-19 Frequently Asked Questions**

Employee FAQ: COVID-19 response

Below are answers to frequently asked questions related to COVID-19, also known as coronavirus, and the Met Council's impact and response. This page is a living document and will be updated regularly when we have new information or guidance to share.

If you have questions not answered below, please ask your manager or supervisor. Or, if you would like to ask anonymously, you can submit your question or comment in [this online form](#). Others may be wondering the same thing, and we will review submissions daily and try to address the question or concern in this FAQ or other upcoming communication.

Click on a question below to jump down to its answer, or scroll through the questions and answers on this page.

Updated 4-20-2020

Situation in Minnesota:

- [1. Have health officials identified a COVID-19 case in Minnesota?](#)
- [2. What should I know about the disease?](#)
- [3. Where can I look for the best information on COVID-19?](#)
- [4. Who can I call to talk to someone about my COVID-19 health questions?](#)
- [5. What does the Governor's stay-at-home order mean for my job?](#)

Response at the Met Council:

- [1. How is the Met Council responding to the outbreak?](#)
- [2. Where can I stay updated as an employee of the Met Council?](#)
- [3. What if I have other questions about the Met Council and this outbreak?](#)
- [4. What if I have work travel coming up? Do I have to cancel my trip?](#)
- [5. Do I need to track the time or costs I've been putting in to prepare for or respond to the impacts of COVID-19?](#)
- [6. I am responsible for providing food or beverages for a Met Council-sponsored event. What do I need to know?](#)
- [7. Should we cancel non-essential meetings or switch to virtual meetings?](#)
- [8. Can we use the Met Council fitness centers at this time?](#)

Division-specific questions:

- [1. What is Metro Transit doing in response to COVID-19 on buses and trains?](#)
- [2. What's being done to help protect Metro Transit operators?](#)
- [3. I work in Environmental Services. Can I get the virus from being around wastewater?](#)

Safety and health concerns:

- [1. What can I do to prepare and keep myself, my family, and my coworkers healthy?](#)
- [2. Should I wear a facemask to protect myself? \(Updated 4-8-20\)](#)
- [3. What should I do if I become ill with influenza-like symptoms?](#)

4. [Can I use the Well@Work clinics to get tested for COVID-19? Should I visit these clinics if I think I have COVID-19?](#)
5. [What options do I have through my HealthPartners plan if I think I may have COVID-19?](#)
6. [What resources are available through Sand Creek?](#)
7. [My spouse/family member was recently laid off due to COVID-19 and lost insurance coverage. How do I add them to my Met Council insurance plan? \(Posted 3-31-20\)](#)

Attendance at work:

1. [Should I stay home if I feel sick?](#)
2. [What if I don't have enough annual or sick leave to take off work? \(Updated 4-9-20\)](#)
3. [Can I work from home?](#)
4. [I need to be on-site to perform my job. What kind of social distancing can I practice? Can we stagger schedules?](#)
5. [If I have traveled to a region that is being affected by COVID-19, should I stay home?](#)
6. [What should I do if I sit near another employee exhibiting COVID-19-like symptoms?](#)
7. [What if I am afraid to come to work for fear of getting sick?](#)
8. [What if I need to stay home because my dependent child's day care or school or my dependent adult's care has been closed? \(Updated 4-1-20\)](#)
9. [Can I be sent home from work if I show symptoms of COVID-19?](#)
10. [What happens if a member of an employee's household is diagnosed with COVID-19? \(Updated 4-9-20\)](#)
11. [What if I have been diagnosed with COVID-19? How will leave be covered if I am sick with COVID-19 or am caring for a family member who is sick with COVID-19? \(Updated 4-1-20\)](#)
12. [When should I return to work after being sick with COVID-19?](#)
13. [How will I be notified if I should not come to work?](#)

Technology and working remotely:

1. [What are my options for teleworking? \(Updated 4-8-20\)](#)
2. [I'm working remotely now. What should I know about data practices for my work files?](#)
3. [What cybersecurity precautions should I take when working from home? \(Updated 4-10-20\)](#)
4. [What is multi-factor authentication and how do I use it?](#)
5. [How do I set up a virtual meeting with Webex Meetings or Microsoft Teams? \(Updated 4-17-20\)](#)
6. [Can I bring Met Council computer equipment home to telework?](#)
7. [Can I get IS Service Desk support for home computer equipment?](#)
8. [Should I forward my desk phone to my home or cell phone?](#)
9. [How do I check my Met Council voicemail from home?](#)
10. [How do I use GIS resources from home?](#)
11. [How do I request a laptop or other equipment to telework?](#)
12. [What is the "technology freeze" during our COVID-19 response? \(Updated 4-9-20\)](#)
13. [How can I connect remotely to Citrix to fill out my timesheet?](#)
14. [How can I change my password from home?](#)
15. [Can I use my home printer for Met Council business? \(Posted 3-27-20\)](#)
16. [How can I improve a slow connection to the Met Council? \(Posted 3-27-20\)](#)
17. [What should I do if I run low on work to do remotely? \(Posted 3-31-20\)](#)
18. [What can I do to improve the ergonomics of my home office setup? \(New!\)](#)

Situation in Minnesota

1. Have health officials identified a COVID-19 case in Minnesota?

Yes. On March 6, the Minnesota Department of Health (MDH) confirmed Minnesota's first presumptive case of COVID-19. [Read more about the first confirmed case from MDH.](#) Since then, more cases have been confirmed.

You can find updated information on the situation on the [Minnesota Department of Health website](#).

2. What should I know about the disease?

Coronaviruses are a large family of viruses. They are estimated to cause about a third of all cases of the common cold. The official name for the disease causing the current outbreak of coronavirus disease is COVID-19. COVID-19 is a viral respiratory illness caused by a coronavirus that has not been found in people before.

According to CDC, patients with confirmed COVID-19 have had mild to severe respiratory illness with symptoms of fever, cough, and shortness of breath.

Symptoms are similar to other respiratory illnesses that are circulating, such as influenza, so experiencing these symptoms alone does not necessarily mean you need to be tested for COVID-19. Additional criteria will help your health care provider decide if you should be tested, such as:

- If you have history of recent travel (within past 14 days) from an affected geographic area. Affected geographic areas can be found at [CDC Coronavirus Disease 2019 Information for Travel](#).
- If you had close contact with any person who is a lab-confirmed patient within the past 14 days of symptom onset.
- If you are hospitalized with something like acute respiratory illness or pneumonia without another explanation (e.g., influenza).

It's not clear yet how easily COVID-19 spreads from person-to-person. When person-to-person spread has occurred with other coronaviruses, it is thought to have happened mainly via respiratory droplets produced when an infected person coughs or sneezes, similar to how flu and other respiratory diseases spread.

3. Where can I look for the best information on COVID-19?

For the latest information on this disease, visit the [Minnesota Department of Health website](#) and the [Centers for Disease Control and Prevention website](#).

4. Who can I call to talk to someone about my COVID-19 health questions?

If you have questions about COVID-19, you can call the Minnesota Department of Health COVID-19 Hotline at 651.201.3920 Monday through Friday from 8 a.m. to 4:30 p.m.

5. What does the Governor's stay-at-home order mean for my job?

The Governor signed [Executive Order 20-20 \(PDF\)](#) on March 25. To comply with this stay-at-home order, all Met Council employees who are able and authorized to telework must do so by 11:59 p.m. on Friday, March 27. For employees who cannot or are not authorized to telework or must continue to travel to work to perform certain critical jobs, your supervisor will be in contact with you.

Response at the Met Council

1. How is the Met Council responding to the outbreak?

In short:

- We're working closely with other state agencies.
- We've activated a limited command center at the Met Council as we monitor the situation.

At the Met Council, we are following advice from state and federal health officials monitoring the coronavirus. We have plans in place, and we are working closely with the Minnesota Department of Health to maintain an effective response and keep our staff informed.

We have activated a limited command center at the Met Council as we monitor the situation. This ensures we have the right people in place and ready to handle the necessary planning, operations, and communications that we'll need as this region is impacted. These teams are assessing our existing pandemic plans and identifying our strategy and timeline for working with Met Council divisions to provide the guidance they need to address pandemic plan gaps, issues, and updates.

The Met Council is plugged into ongoing pandemic planning meetings, conversations, and information sharing at the state level, via the Emergency Preparedness Response Committee, Minnesota Management and Budget, and the Minnesota Department of Health.

2. Where can I stay updated as an employee of the Met Council?

In short:

- Read the internal newsletters and emails.
- Watch for updates to the story on the MetNet home page and this employee FAQ.
- Update your contact information in ESS.

Be sure to keep an eye on our internal newsletters (especially The Wire and HR Connect) and the [MetNet home page](#) for updates on the health event so you can stay informed should the situation change. Our [story on MetNet](#) is the best place to look for any new information from the Met Council.

Read some of our published communication to staff:

- On March 12, Regional Administrator Meredith Vadis sent an email to all staff directing the organization to discontinue planning large-scale public gatherings. [Read the new meeting guidance for more detail.](#)
- On March 10, Regional Administrator Meredith Vadis addressed COVID-19 preparation in an email to all staff. [Read it online if you missed it.](#)
- In the March 3 issue of The Wire, Regional Administrator Meredith Vadis addressed our COVID-19 preparation in her column. [Read it on MetNet.](#)

We will send out all-staff emails as needed if the situation changes and we need to immediately update our employees. We also have an emergency notification system in place to alert you if there is a critical issue for our workforce and/or certain Met Council sites. Make sure your contact information (phone number, email address) is up to date and complete in [Employee Self Service \(ESS\)](#) so you don't miss these emergency notifications. If you need help, [use these instructions](#) to log in to ESS and update your contact information.

3. What if I have other questions about the Met Council and this outbreak?

If you have questions about COVID-19 or other emerging health issues and their impact on the Met Council, please contact your manager or supervisor. Please understand they may need to seek guidance before they are able to respond.

If you have questions you would like to ask anonymously, you can submit your question or comment in [this online form](#). Others may be wondering the same thing, and we will review all submissions daily and try to address the question or concern in the FAQ or upcoming communication. If you do want a direct response, you can include your name and email address with your submission and we will connect you with the right information or staff member.

4. What if I have work travel coming up? Do I have to cancel my trip?

Due to the impact of the COVID-19 outbreak, we have received questions from Met Council employees regarding their planned work travel to domestic and international destinations.

We are following the state's lead and discontinuing out-of-state travel for business. If you or someone on your team has a trip with a departure date in the next month, please work with our travel team to cancel. Notify your manager and the [Finance department's travel team](#) as soon as possible but we ask for at least 72 hours before your travel date in order to minimize cancellation fees or losses. If the organizer of the meeting or event that you are attending cancels the event, please notify your manager and the travel team immediately.

For trips after April 15, we will take no action and continue to monitor the situation.

No new domestic or foreign travel will be booked at this time.

For other questions, connect with our [Finance department](#). To stay up to date on travel advice from public health officials, consult the [Minnesota Department of Health](#) and the [Centers for Disease Control and Prevention](#).

5. Do I need to track the time or costs I've been putting in to prepare for or respond to the impacts of COVID-19?

Yes, we have been directed to track costs (time and expenses) associated with this public health event. This is only for employees who have spent more than 10 hours working directly on our organization's preparation for and response to COVID-19.

If you have time and/or costs that need to be tracked due to COVID-19 tasks, please contact your division finance director and they will help you with next steps.

Marie Henderson, Deputy CFO – Regional Administration – 612.602.1387

Ed Petrie, Director, Finance – Metro Transit – 612.349.7624

Steve True, Senior Manager, Finance – Metro Transit – 612.349.7701

Heather Agesen-Huebner, Director, Finance & Admin – Community Development, Metropolitan Transportation Services – 651.602.1728

Ned Smith, Director, Finance – Environmental Services – 651.602.1162

6. I am responsible for providing food or beverages for a Met Council-sponsored event. What do I need to know?

Avoid ordering meals that result in food sharing and instead provide individually packaged meals. When handling food and beverages, it is always important to follow good hygiene practices such as proper handwashing, avoiding touching your face, and keeping surfaces clean.

7. Should we cancel non-essential meetings or switch to virtual meetings?

Out of an abundance of caution, the Met Council's Pandemic Unified Command decided to make changes to our approach to in-person meetings.

We are directing staff to discontinue planning large-scale public gatherings for the next several weeks as this situation continues to evolve. We also ask that you cancel, delay, or reschedule any planned large meetings that are discretionary through April 15. If you have any questions or would like assistance making that decision, consult your division director.

We also recommend that meetings you can have with Met Council staff at other sites and external partners be virtual meetings whenever possible. We have recently implemented tools across the Met Council such as Webex Meetings and Microsoft Teams that facilitate virtual meetings and collaboration. (Both are embedded within the Microsoft Office calendar invitation function.)

As of March 12, the Metropolitan Council, its standing committees, and advisory committees will continue to hold meetings to accomplish time-sensitive business. These meetings will be limited to critical business decisions. Informational presentations will largely be removed from meeting agendas. If a committee does not have timely business items to act on, we will likely cancel those meetings. In accordance with open meeting laws, we will continue to allow the public to attend any meetings that would typically be governed by the Open Meeting Law but will encourage individuals to view our meetings via streaming services if they wish to do so.

Consult with your division director if you have business items for the Council, Council standing committees, and Council advisory committee consideration.

We recommend that you use virtual meeting and collaboration tools where appropriate, including Webex Meetings and Microsoft Teams.

- Webex Meetings: This tool helps streamline video conferencing, screensharing, and conference calls whether you're in a conference room, at your desk computer, or working remotely. [More information on MetNet](#), including an instruction guide. Please email Webex-Support@metc.state.mn.us if you need help setting up Webex Meetings.
- Microsoft Teams: This application is available on all Met Council computers and replaces Skype for Business for instant messaging and adds much more functionality. [More information on MetNet](#), including training videos and quick start guides. Please email ECM@metc.state.mn.us if you need help with Microsoft Teams.

8. Can we use the Met Council fitness centers at this time?

Consistent with Gov. Walz's order to temporarily close fitness centers in response to the COVID-19 outbreak, the Met Council is closing fitness rooms at all locations until further notice. We will inform staff when they rooms are again open for use. We appreciate your patience as we implement these measures of caution.

Division-specific questions

1. What is Metro Transit doing in response to COVID-19 on buses and trains?

For the latest on Metro Transit's response to COVID-19, [read the full statement online](#).

Beginning March 17, Metro Transit suspended overnight (11 p.m. – 4:30 a.m.) bus and light rail service due to COVID-19. [Find more details on this change online](#).

Metro Transit began a reduced service schedule on March 25. This is to address a sharp decline in ridership and to focus our resources where they are most needed to provide critical travel during this crisis. [Find more details on this change online, including adjusted schedules](#).

Questions, comments, and concerns can be directed to Customer Relations at 612.373.3333.

2. What's being done to help protect Metro Transit operators?

Like all employees, Metro Transit operators are advised to protect themselves and others by staying home if they are ill or fear they are becoming ill.

Operators and other union-represented staff who call in sick are not being charged with occurrences, which can lead to disciplinary action. Like all state employees, operators are eligible for paid sick leave if their absence is related to COVID-19.

All buses and trains, including the operator areas, are being regularly disinfected by maintenance staff. Facilities staff is regularly cleaning and disinfecting support and public facilities, including operator breakrooms. Disinfectant wipes are being distributed to operators and garage staff, and operators may choose to bring and wear their own surgical-style masks.

To promote social distancing, bus customers who can board and exit through the rear door are required to do so. On-board fare payments are not being accepted. In addition, extra service or larger buses may be deployed on routes where boarding data shows there are 10 or more passengers traveling on 40-foot buses at once (customers are being asked not to board 60-foot buses or light rail vehicles if there are 15 passengers on board).

Print and audio messages advising customers to use transit for essential travel only, to give operators and other passengers extra space and to prevent the spread of germs are being widely shared throughout the system and other communication channels.

3. I work in Environmental Services. Can I get the virus from being around wastewater?

The risks of COVID-19 need to be put in perspective similar to how we approached AIDS, H1N1, and Ebola. Recent information suggests that COVID-19 may be transmitted through the fecal-oral route. However, the fecal transmission is a risk for emergency respondents, hospital workers, prison staff, and undertakers – where it's a direct contact with bodily fluids. Once the virus is in the sewer system, the large dilution factor, the unfavorable conditions in the sewer, and our mostly automated processes greatly reduce the exposure risk.

Staff should continue to use personal protective equipment (gloves and goggles) when working with wastewater directly, not only to protect from COVID-19 but from all the other, more prevalent biological hazards that may be present.

For more, the Occupational Safety and Health Administration (OSHA) has [information on their website](#) for solid waste and wastewater management workers.

Safety and health concerns

1. What can I do to prepare and keep myself, my family, and my coworkers healthy?

Health officials remind everyone to take the same precautions recommended for avoiding colds and flu:

- Regularly wash your hands thoroughly with soap and water (for at least 20 seconds). Find more information on proper handwashing and using hand sanitizer on the CDC website.
- Stay home if you feel sick.
- Cover coughs and sneezes.
- Avoid touching your face, especially eyes, nose, and mouth.
- Regularly disinfect frequently touched surfaces and objects.

2. Should I wear a facemask to protect myself?

(Updated 4-8-20)

Maintaining six-foot physical distancing remains important to slowing the spread of the virus. The Centers for Disease Control and Prevention (CDC) [recommends wearing cloth face coverings](#) in public settings where other social distancing measures are difficult to maintain (e.g., grocery stores and pharmacies), especially in areas of significant community-based transmission. CDC also advises the use of simple cloth face coverings to slow the spread of the virus and help people who may have the virus and do not know it from transmitting it to others.

Cloth face coverings fashioned from household items or made at home from common materials at low cost can be used as an additional, voluntary public health measure. The cloth face coverings CDC recommends for these purposes are not surgical masks or N-95 respirators. Those are critical supplies that must continue to be reserved for healthcare workers and other medical first responders, as recommended by current CDC guidance. If your job does not require you to wear a face mask or respirator, you may choose to wear a cloth face covering brought from home while working. CDC provides a [short video tutorial on how to make your own face covering using common household items](#). Please also see the [CDC's cloth face covering instructions factsheet \(PDF\)](#).

3. What should I do if I become ill with influenza-like symptoms?

If you become ill with influenza-like symptoms, please call your primary care or urgent care clinic. HealthPartners members can also use the CareLine at no cost. It is available 24/7, 365 days a year. Call 612.339.3663 or 800.551.0859. Employees should not go to the Well@Work on-site clinic if they suspect COVID-19. Well@Work is not currently equipped to test for COVID-19.

You should also continue to follow your manager's leave request procedures.

4. Can I use the Well@Work clinics to get tested for COVID-19? Should I visit these clinics if I think I have COVID-19?

If you think you have COVID-19, do not use the Well@Work clinic. The HealthPartners Well@Work clinics do not have testing equipment and will not be able to test for the disease.

If you are seeking medical care, visit your primary care or urgent care clinic. Follow the [CDC's instructions if you are sick](#) before you visit a medical clinic for care if you think you have COVID-19.

For all other Well@Work visits, HealthPartners has updated the online scheduling. Starting March 25, telephone visits are the only visit types that can be scheduled online. If patients pass the telephonic appointment screening, the clinician has discretion to convert the telephone visit into an office visit. HealthPartners will communicate when online scheduling services return to normal.

5. What options do I have through my HealthPartners plan if I think I may have COVID-19?

If you are seeking medical care, visit your primary care or urgent care clinic. Follow the [CDC's instructions if you are sick](#) before you visit a medical clinic for care if you think you have COVID-19.

For employees who have a HealthPartners medical plan, HealthPartners has published information related to COVID-19 care and testing, including what costs are covered, on their website at healthpartners.com/coronavirus. Their page will have the most up-to-date information from HealthPartners, but here are a few highlights:

- If you're a HealthPartners member, HealthPartners is providing coverage with no member cost share for administration of the COVID-19 laboratory test (regardless of where the test is performed). They're also providing coverage with no member cost share related to an in-network office visit or urgent care visit associated with the test. Members can find benefit details by signing into healthpartners.com or calling Member Services at the number on the back of their member ID card.
- If you're experiencing cold and cough symptoms and think you've been exposed to COVID-19, HealthPartners created a short assessment using CDC guidelines to help determine if you should be tested. You can take the [screening assessment online at virtuwel](#). It's available 24/7 and at no cost to you. If you have additional concerns, call your primary care clinic before going in.

HealthPartners members can also use the CareLine at no cost. It is available 24/7, 365 days a year. Call 612.339.3663 or 800.551.0859.




6. What resources are available through Sand Creek?

Sand Creek, the Met Council's employee assistance program, is available to all employees. They have shared the following information on their resources and availability during the COVID-19 outbreak:

- They continue to provide 24/7/365 clinical, in-the-moment counseling support to employees in need and consultation to management on a variety of organizational and client issues related to COVID-19 and all other work/performance-related issues. They are available to all levels of leadership and employees within the organization.
- They have modified their intake and assessment procedures to offer additional counseling options to include virtual and telephonic sessions. Current open cases will be offered these options moving forward.

- They will be offering informational webinars covering the challenges of the pandemic and how it relates to and impacts the professional and personal lives of employers, HR professionals and employees.
- All Sand Creek staff have been instructed on current and recommended protocol for preventing/limiting exposure and are operating in accordance as those protocols are updated when new information becomes known.

Sand Creek also shared these handouts with relevant physical and mental health information related to COVID-19:

-  [Sand Creek_Reacting to abnormal events like COVID-19.pdf](#)
-  [Sand Creek_Talking with children about COVID-19.pdf](#)
-  [Sand Creek_Germiest places in your office infographic.pdf](#)

Visit sandcreekeap.com for more resources or call 1.888.243.5744 to schedule a service. To unlock resources online, create an account in the My Life Expert login using the company code: metcouncil.

7. My spouse/family member was recently laid off due to COVID-19 and lost insurance coverage. How do I add them to my Met Council insurance plan?

(Posted 3-31-20)

If you or one of your dependents lost coverage through their employer in the last 31 days, this is considered a Federal Family Status Change that will allow you to add coverage under your Met Council plan. [Coverage is added through the benefits portal.](#)

1. If adding a dependent, you will need to add the dependent's information (name, date of birth, social security number) and request the coverage on each plan that they lost coverage on.
2. You'll then upload dependent documentation if the dependent is not currently enrolled under any other Met Council coverage (marriage certificate for spouses, birth certificates for children).
3. Lastly you'll upload documents that show the loss of coverage. The document(s) must show who lost coverage, what coverage was lost (medical, dental, etc.), and the date it ended or will end. Don't have access to a scanner? Take pictures of each document with your smartphone. You can either upload the pictures, or email them to benefits@metc.state.mn.us along with your employee ID number.

Pages 2-4 of the [family status change instructions \(PDF\)](#) show you how to do these changes on a computer, and pages 5-13 show you what you can change, what documents are required, and the reason code to use for your situation.

You can make your family status changes on your smartphone or tablet using the BENEFITFOCUS© app. Download it for free from Google Play or the Apple App Store. Enter the company ID: MetCouncilBenefits. Log in to your benefits using the same username and password you would use on your computer. If your device has Face ID or Touch ID functionality, and the functionality is enabled for your device, you may configure the app to use this for login. The mobile app looks different between Android and iPhone versions, and the process and screens will look different from the computer version.

Remember that all enrollment requests and verification documents must be received within 31 days after the loss of other coverage. The effective date of the Met Council coverage will be the first day of the following month after the request is made and all documentation is received and approved. The cost of the new coverage will be shown on the screen when you enroll, or you can [review your union or non-represented rates on MetNet.](#)

Questions? Email the Benefits team at benefits@metc.state.mn.us.

Attendance at work

1. Should I stay home if I feel sick?

Yes. This practice should always be followed, especially during a public health crisis.

One thing workplaces can do to combat the spread of COVID-19 is encouraging employees who feel ill to stay home. Staying home when sick is a straightforward “stop the spread” tip that can actually be fairly difficult in practice, either because people are worried about sick leave or they feel otherwise compelled to show up and tough it out.

Employees should consider that staying home when sick protects not only other staff but also the larger workforce of our organization and our external stakeholders, like customers and clients. One sick employee can be a productivity impact, but an entire team of sick employees can become a much bigger problem.

2. What if I don't have enough annual or sick leave to take off work?

(Updated 4-9-20)

While we encourage managers to be flexible with their staff where possible, including allowing situational instances where staff work remotely, we are also aware of operational realities where people are not able to work from home.

If employees are concerned about flex time or telework options, they should coordinate with their managers and if you need help, contact Human Resources Employee Resources Center. We have a plan in place for when this situation evolves and staff are either recovering from COVID-19 or caring for someone who has COVID-19. We are relying on the Department of Health and county public health officials to provide the details about safe recovery conditions and any circumstances where our staff are directly affected by COVID-19. As the situation continues to emerge, any leave related to COVID-19 would be coordinated by the Employee Resource Center in Human Resources.

Gov. Walz signed Executive Order 20-07 providing paid leave for state employees who are not able to work for reasons related to COVID-19 and suspended the waiting period for insurance coverage for new employees. In response, the Met Council also instituted a policy creating **paid COVID-19 leave** for employees directly affected by the COVID-19 outbreak.

Under the new policy, effective March 20, employees can use paid COVID-19 leave if they must be absent from work for reasons related to COVID-19 and cannot or are not allowed to telework. Certain employees assigned to provide critical services may require additional authorization before taking this leave.

On April 1, Human Resource staff updated the Met Council's procedures for paid COVID-19-related leave, given a new federal law that expands Family and Medical Leave Act (FMLA) benefits to those affected by the outbreak.

[Read the updated \(4-1-20\) policy for full details and how to arrange for this paid leave \(PDF\).](#)

Managers should complete and submit the [COVID-19 Leave Form \(Excel\)](#) (updated 4-9-20) and provide documentation to the Employee Resource Center (employeeresourcecenter@metc.state.mn.us) for their employee.

3. Can I work from home? What do I need to know about working remotely?

On March 25, the Governor signed [Executive Order 20-20 \(PDF\)](#). **To comply with this stay-at-home order, all Met Council employees who are able and authorized to telework must do so by 11:59 p.m. on Friday, March 27.** Contact your supervisor to determine whether this is feasible given your job responsibilities, and to consider options.

This stay-at-home order supersedes the Met Council's implementation of flexible teleworking practices that began March 15. The telework and alternative work schedules procedures were expanded with this initial effort and are detailed below.

The decision to implement telework does not assume that working on Met Council property is not safe. It's an effort to provide sufficient social distancing to prevent the spread of COVID-19, as recommended by the Minnesota Department of Health.

The telework and alternative work schedules procedures have been expanded as follows:

- Employees with existing telework agreements should telework as much as possible, up to 100%.
- Managers should coordinate with their staff and department leadership to identify job functions that are conducive to telework and:
 - Employees who have job functions conducive to telework and who have existing equipment (i.e., computer/laptop and home internet connection) should begin to telework on an ad hoc, temporary basis as much as possible, up to 100%.
- Employees who have job functions conducive to telework who do not have existing equipment should be identified and prioritized for additional equipment need or alternative work schedule.
 - Equipment needs should be coordinated through the division operations chief who will work with Information Services. There are limited resources available. (For divisions without a specific operations chief, work with your division director.)
 - Employees can access their Outlook email and OneDrive through their personal computers/laptops and internet connections.
- Formal telework agreements do not need to be submitted to Human Resources for expanded or new telework agreements during this time; however the manager and employee should agree on work tasks and work schedule.
 - Establish standard daily or weekly check-in
 - Set expectations about each employee's workday and "hot hours" (e.g., 10 a.m. – 2 p.m.) when everyone on the team is available for phone calls, virtual meetings, etc.
 - Establish clear tasks and timeframes
- Employees may telework while providing care to a dependent when schools or daycares are closed. Employees will be allowed flexibility outside typical work hours and even established "hot hours" to reach 40 hours of work (or combination of work and annual leave) within a pay period as long as they are actually conducting their job duties.
- Due to the varied nature of work performed by Met Council employees, many duties cannot be performed remotely so not every employee will have the opportunity to telework. This is one of many strategies the Governor of Minnesota is encouraging to help slow the spread of the virus.
- As you are working from home, please be conscientious of how you're handling non-public data. [Please refer to these guidelines in the FAQ related to data practices.](#)

Document plans, communicate expectations to teams

- Managers should document the work arrangements made for their teams and communicate with division operation chiefs.
- Managers will communicate team schedules and processes to ensure employees can continue to coordinate and work together.

[Read the March 15 all-staff message for more information on these decisions.](#)

See the [technology questions below](#) for logistical information on teleworking.

See [question below](#) regarding data practices guidance for teleworking.

Please contact the [IS ServiceDesk](#) for assistance or questions.

4. I need to be on-site to perform my job. What kind of social distancing can I practice? Can we stagger schedules?

The Met Council will continue following the Minnesota Department of Health's (MDH) [community mitigation strategies](#) to prevent the spread of COVID-19. Examples of social distancing at work may include:

- Keep 6-10 feet away from each other as much as possible
- Hold necessary meetings in larger rooms
- Switch from in-person meetings to virtual meetings where possible
- Work with your supervisor to determine whether work schedules can be adjusted or schedules staggered to limit employee interaction in the workplace

This is an evolving situation, so check MetNet and the [MDH Coronavirus Disease 2019 \(COVID-19\) website](#) often for the latest information.

We recognize there are significant groups of employees who are not able to work away from their worksite, specifically wastewater workers and transit operators. You will get some more specific guidance from your leaders in the next few days about how this affects your work and any specific changes to work schedules or situations.

- Alternative work schedules (shifts) promoting social distancing should be considered for those employees in an office environment with work that is not conducive to telework or for whom equipment is unavailable.
- Shift schedules can be utilized to promote social distancing:
 - A: 6:00 a.m. – 2:00 p.m.
 - B: 1:00 p.m. – 9:00 p.m.
 - C: Other shifts may be considered.
- Some shifts may be 30 minutes longer due to the lunch break.
- Managers should work with staff to identify staggered work hours to minimize group exposure.
- Employees that need to work on-site should practice social distancing (e.g., every other cube, virtual meetings, stay six feet away from others, holding meetings in larger rooms).

[Read the March 15 all-staff message for more information on these decisions.](#)

5. If I have traveled to a region that is being affected by COVID-19, should I stay home?

If you are exhibiting symptoms such as cough and respiratory issues, you should call your healthcare provider as soon as possible and provide details of your contact or travel, along with symptoms. Calling ahead will help your healthcare provider to prepare for your visit so that others will not be exposed or infected. Your healthcare provider will work with the Minnesota Department of Health and the Centers for Disease Control and Prevention to determine if you need to be tested.

If you are not showing symptoms, you may decide to self-isolate to limit exposure to your co-workers. Speak with your manager to determine if teleworking or flexing your work schedule is an option.

6. What should I do if I sit near another employee exhibiting COVID-19-like symptoms?

You should discuss your concerns with your supervisor or someone in Human Resources. You must continue to report to work and perform your work as scheduled. Do not confront your co-worker directly and allow for your supervisor or Human Resources to determine whether to speak with your co-worker.

7. What if I am afraid to come to work for fear of getting sick?

Employees who cannot telework should follow the same precautions used to avoid contracting colds, influenza, or other infectious diseases. These precautions include washing hands, covering a cough, and staying home when sick. Employees who are concerned about possible exposure to COVID-19 should contact their manager and refer to resources published by the Minnesota Department of Health and the Centers for Disease Control and Prevention. Any request for leave must be submitted to your manager.

8. What if I need to stay home because my dependent child's day care or school or my dependent adult's care has been closed?

(Updated 4-1-20)

Work with your supervisor to discuss potential telework arrangements or COVID-19 school closure leave (as outlined in the [Paid COVID-19 Leave policy](#), updated 4-1-20).

9. Can I be sent home from work if I show symptoms of COVID-19?

Yes. If an employee appears to have symptoms, as a safety consideration, supervisors have the authority to require an employee to leave the workplace.

10. What happens if a member of an employee's household is diagnosed with COVID-19?

(Updated 4-9-20)

The employee should notify their manager quickly upon learning of the diagnosis. The manager should immediately remove the employee from the work location and send the employee home. According to the Minnesota Department of Health (MDH), the employee would need to self-quarantine for 14 days. In this situation, the employee would be placed on paid administrative leave because the employee is on MDH mandatory quarantine and caring for a family member who has been diagnosed with COVID-19. The manager should report the employee's absence to the Employee Resource Center using the [designated COVID-19 leave form \(Excel\)](#) (form updated 4-9-20).

Anyone who came into contact with the Met Council employee does nothing, according to MDH protocol. They are not ordering testing for contacts of contacts. Obviously, everyone should remain attentive to their physical symptoms and seek testing if they begin to develop symptoms related to COVID-19.

MDH assigns a case worker to any person who has a positive COVID-19 test, who then completes a contact tracing process.

11. What if I have been diagnosed with COVID-19? How will leave be covered if I am sick with COVID-19 or am caring for a family member who is sick with COVID-19?

(Updated 4-1-20)

Your absence will be covered by the [Paid COVID-19 Leave policy](#) (updated 4-1-20).

12. When should I return to work after being sick with COVID-19?

Employees should follow the guidance of their medical provider and communicate regularly with their manager about their return-to-work status.

If you are sick, HealthPartners advises that you stay home until:

- At least 3 days (72 hours) have passed since resolution of fever without the use of fever-reducing medications; AND
- Improvement in respiratory symptoms (e.g., cough, shortness of breath); AND
- At least 7 days have passed since symptoms first appeared.

13. How will I be notified if I should not come to work?

If the Met Council deems it necessary to close facilities or operations as the result of an escalating emergency, the division leader or their designee will notify affected employees.

Technology and Working Remotely

1. What are my options for teleworking?

(Updated 4-8-20)

MetNet

Connect to [MetNet from anywhere](#). Be prepared to log in using your work username and password and verify with multi-factor authentication (MFA).

[Setting up and using multi-factor authentication](#)

Microsoft Office

You can [access Microsoft Office 365 from any web browser](#). This includes Outlook, OneDrive, Word, Excel, PowerPoint, OneNote, SharePoint, Teams, and more. Be prepared to log in using your work username and password and verify with multi-factor authentication (MFA).

- [Setting up and using multi-factor authentication](#)
- [Accessing Office 365 from a personal device](#)

Laptop with VPN

If you have a Met Council-issued laptop with VPN (Virtual Private Network) software installed, you can connect directly to the Met Council's network from your home internet. VPN is not allowed from non-Council-issued computers. When you log in, you will be prompted to log in to the VPN with your standard username and password. Once that is completed, your laptop will be connected to the Met Council's network and will behave as if you were sitting in the office.

If you are using a laptop with VPN, you can open and use Microsoft Teams directly on your laptop. Do not use Remote Desktop to connect to a computer in the office for Microsoft Teams meetings because it will not allow the audio to work properly.

- [Instructions for using CheckPoint VPN with a PC \(Windows\)](#)
- [Instructions for using CheckPoint VPN with a Mac](#)

For a laptop to work well for VPN, you must have home broadband internet. If there is no broadband internet, cellular connectivity can be included with the laptop, but this will limit the functionality of the computer for teleworking. There will be diminished or unreliable capacity for high data use applications such as video or audio in Microsoft Teams or Webex Meetings.

Citrix Applications

Citrix allows you to connect to Met Council applications using your personal computer.

- [How to access Citrix Applications](#)
- [How to install Citrix on a non-Council PC Windows computer](#)
- [How to install Citrix on a non-Council Mac computer](#)

Citrix Remote Desktop Connection

Citrix Remote Desktop allows you to make a remote connection from your personal computer at home to your computer in the office (which must be turned on for this to work). If you have not used Citrix Remote Desktop before, you must request this from the IS Service Desk.

[Setting up Citrix Remote Desktop](#)

Microsoft Teams

Microsoft Teams is the primary collaboration tool within the Office365 suite. When working remotely, it allows people to send instant messages to one or more people, and to collaborate on documents in real-time. Microsoft Teams can be accessed from any internet connected device, including a personal smartphone (once you log in with your username and password). Teams can also be used for remote meetings (see question below), or for one-to-one audio calls. [More information about Microsoft Teams.](#)

2. I'm working remotely now. What should I know about data practices for my work files?

Please follow this data practices guidance for Met Council employees:

- Whenever possible use your work computer.
- Be aware of your surroundings and who can see what you are doing on your work computer, including members of your household.
- If you must use your personal computer:
 - Use your work OneDrive to store documents.
 - Do not store documents on your personal computer or in personal cloud accounts.
 - Do not email documents from your work email to your personal email.
- If you must take home paper documents:
 - Do not take home originals and, if reasonably possible, use a lockable “confidential” transport bag.
 - Before taking home paper documents, fill out a log that identifies the documents removed from the office and the dates they were removed and returned to the office.
 - Unless you have your manager’s approval, do not take home paper documents that must be protected (see list below of many types of nonpublic data).
 - Do not leave paper documents unattended in your vehicle or at your home.

- If, with your manager's approval, you must take home documents that must be protected, store them in a location where they are not accessible to others.
- Health-related information on public employees (including whether they report having flu-like symptoms, seek testing for COVID-19, or test positive for COVID-19) is private personnel data on the employees and should be shared only with someone whose work assignment reasonably requires access to the data for Council-related business purposes or as directed by the Minnesota Department of Health.

Common types of nonpublic data:

- Personnel data on employees, including performance appraisals, payroll data (other than salary amounts; hours worked), and health information
- Applicants (names, contact information, social security numbers, birth dates, email addresses, home addresses, financial information, medical information, non-final employee discipline, etc.)
- Trade secret information
- DBE application information
- Data on procurements that are in process or were not completed
- Labor Relations data (information on negotiations with unions)
- HRA data (location of housing, all information on clients)
- Risk Management claim data
- Attorney work product and client communication
- Police investigative data
- Information on sensitive infrastructure and systems (SCADA systems, plans for wastewater treatment plants, etc.)
- "Security information" and sensitive security information (SSI) that, if known to unauthorized persons, could be used to threaten the safety and security of persons and property
- Appraisal data
- Audit data (information relating to audits that are not complete)

3. What cybersecurity precautions should I take when working from home?

(Updated 4-10-20)

Federal authorities have issued alerts about the rise of phishing email scams related to COVID-19 and other subjects. Please be extra vigilant with your email to lookout for fake messages trying to trick you into clicking links. As is the case with all emails you receive, be sure to check for red flags like these:

- Sender's email address: The domain of the email address does not match the indicated sender (e.g., not sent from a CDC email address).
- Link URL: The domain of the web address does not look like a trusted site (e.g., URL does not start with www.cdc.gov...)
- Urgency: Attackers commonly try to generate a sense of urgency or entice you to take immediate action.
- Writing: Keep an eye out for bad grammar or spelling.
- Personal info: Watch out for emails that ask for personal information.

Want to test out your skills identifying bogus phishing emails? [Take this phishing quiz from Google.](#)

If you receive an email that looks suspicious, please forward it to the Service Desk immediately and change the subject line of the email to "Suspicious Email." This will alert Service Desk staff to evaluate it and block links that are security threats. This can protect the entire Met Council from additional phishing threats. If you clicked on a link that you think is suspicious, please call the Service Desk immediately (651.602.1498). They will work with you to mitigate any possible security threats.

- [Guidance on dealing with suspicious emails](#)
- [Cybersecurity resources](#)
- [12 steps to securing home WiFi \(Word doc\)](#)
- [Home Office Security Tips for Personal Devices \(Word doc\)](#)
- [Beware of phishing emails related to COVID-19](#)

- [Microsoft article, "Protecting against coronavirus-themed phishing attacks"](#)
- Do not sync any personal accounts onto your Met Council device (e.g., Google Chrome Sync).
- Do not attach non-Council devices or peripherals to your Met Council computer (e.g., printer, flash drive, cameras, phones, Bluetooth headset).

4. What is multi-factor authentication and how do I use it?

Multi-factor authentication is a procedure requiring more than one kind of evidence to confirm a person's identity before allowing access to a secure environment. Two-step sign-in is a type of multifactor authentication the Council uses when you remotely access MetNet and Office 365 (e.g. Outlook). This type of sign-in procedure creates a layered defense that helps protect your account from fraudulent use.

[Setting up and using multi-factor authentication](#)

5. How do I set up a virtual meeting with Webex Meetings or Microsoft Teams?

(Updated 4-17-20)

The Met Council has two different products for creating remote (virtual) meetings with video, audio, and screen sharing: Microsoft Teams and Webex Meetings.

Because video consumes significant bandwidth, please refrain from using video in large groups unless you are using it only for the primary one or few speakers. If you have a small group (e.g., six people or fewer), and you want to use video, give it a try. If the quality of the call is bad or bad for some participants, turn off the video, at least for those having issues.

When scheduling Webex or Teams meetings, consider starting meetings at 15 or 45 minutes past the hour to avoid the surges in bandwidth that can happen on the hour or half hour when most meetings start. Scheduling your meeting outside of core business hours may also help improve quality.

Microsoft Teams and Webex Meetings are the only video conferencing applications approved for installation on Met Council devices. Zoom and other video conferencing software may not be installed on Met Council devices and may not be used on personal devices to initiate Met Council meetings; however employees may attend work-related Zoom meetings hosted by other organizations. Employees must not click to download the Zoom application on their Met Council device. Instead, employees should click to attend the meeting through their browser if given this option from Zoom.

Microsoft Teams can be used for remote meetings with internal employees or external stakeholders. Up to 250 participants can join a Teams meeting. When using from a computer, it requires the audio functions of the computer (e.g., headset or earbuds with microphone work best). Teams can also be used with a phone app. [More info about Microsoft Teams](#). If you have questions about Microsoft Teams, you can [submit them in this online form on MetNet](#). Check out these [tips for improving audio quality with Microsoft Teams \(Word doc\)](#).

If you are using a Met Council laptop with VPN, you can open and use Microsoft Teams directly on your laptop. Do not use Remote Desktop to connect to a computer in the office for Microsoft Teams meetings because it will not allow the audio to work properly.

Microsoft Teams web-based trainings have been offered from MNIT, with more coming up in April and May (see MetNet home page announcements for dates and links). [Watch a recording of one of the April 6 trainings](#).

Webex Meetings are for use in the video-enabled office conference rooms for internal and external meetings. Webex can use computer audio functions and allows calling into a meeting with a phone without installing an app. Check out these [instructions for joining a Webex meeting](#) or watch these Webex training videos:

- [Webex Meetings Basics](#)
- [Webex Meetings Advanced](#)
- [Webex for Executive Admins](#)

6. Can I bring Met Council computer equipment home to telework?

Yes, but there are some important considerations before you do this. Met Council employees may bring home Met Council computer equipment specifically to enable teleworking during the COVID-19 response (e.g., laptop, mouse, keyboard). Some equipment is designed to work in the office and may not be compatible with your home computing environment. In particular, docking stations may require special permissions to work at home. Please do not bring home desktop computers. Only laptop computers may be taken home at this time.

Before taking equipment home, consider whether you know how to do the installation and configuration needed to get the equipment working at home.

In order to ensure proper tracking of the Met Council's assets, please [complete this form](#) to document any equipment taken home. Note: This form is currently only available when on the Met Council's network. If working remotely, you will need to be using Citrix or VPN to access this form (see question below on connecting to Citrix). If you cannot access the form, please send your supervisor an email listing the equipment taken home.

To complete the form, just fill in two boxes.

1. In the Description box, enter information about each asset you have taken home. This includes laptops, monitors, cables, keyboards, mice, headsets, and any other equipment. If the equipment has a Metropolitan Council asset number, include that with the description.
2. In the Request Division box, select your division. Once completed, click "Save and close." It will be submitted to your supervisor for approval. You should receive notice via email that it was submitted and when your supervisor has approved it.

Supervisors, when you are asked to approve a request, please click "Authorize" in the upper left. Then add some text to the details box (e.g., "I approve") and click "Save and close."

Thank you. This will help us ensure that we have accurate tracking of equipment.

7. Can I get IS Service Desk support for home computer equipment?

Information Services staff will make every effort to assist end users, even at home. However, IS staff do not have knowledge or purview within users' home networks and cannot guarantee any ability to use remote control tools typically used to take control of computers on Met Council networks. Many home networks block this type of interaction intentionally as a security measure to prevent intrusion.

Home Office Computer Help Group

There is a new Councilwide initiative within Microsoft Teams called Home Office Help. It allows staff from across the Met Council to connect with their colleagues to ask questions and receive help about home office setup for teleworking.

To join the Team and ask a question or help answer questions from coworkers, [follow this link](#). Reminder: Do not include any non-public information in the Home Office Help chat channel.

If you do not have Microsoft Teams installed on your computer or mobile device, [install the mobile app or desktop version from the Microsoft website](#).

[More info about the Home Office Help group](#) (will launch Microsoft Teams).

Microsoft Teams resources:

- [More information about Microsoft Teams on MetNet](#)
- [Microsoft Teams Quick Start Guide](#)

8. Should I forward my desk phone to my home or cell phone?

Do not forward calls from your desk phone to your home or cell phone. Instead, change your voicemail greeting to include the phone number and/or email at which you can be reached.

Forwarding your desk phone will double the number of phone circuits used for any external call received, and the Met Council only has a limited number of circuits.

Be proactive and let your coworkers and regular contacts know that you are working remotely and how they can reach you.

If you already set up call forwarding, you can contact the Service Desk (ServiceDesk@metc.state.mn.us) to get it disabled.

9. How do I check my Met Council voicemail from home?

Check your work voicemail remotely using these steps:

- Dial the Voice Mail Access number 651.602.1122.
- Press # when the auto attendant answers and begins speaking.
- Enter your mailbox number (same as your extension).
- Enter your passcode.

You will then be able to check your voicemail messages and can navigate through the menu to update your greeting.

More information in this [guide for Met Council voicemail users](#).

10. How do I use GIS resources from home?

Read information for [using Met Council GIS tools and data from home](#).

11. How do I request a laptop or other equipment to telework?

During the COVID-19 emergency, all requests for laptops and other computer equipment will go through leaders in each division who will then communicate with Information Services. The exact process for this is still being developed. More information will be provided soon.

For a laptop to work well for teleworking, you must have home broadband internet. If there is no broadband internet, cellular connectivity can be included with the laptop, but this will limit the functionality of the computer for teleworking. There will be diminished or unreliable capacity for high data use applications such as video or audio in Microsoft Teams or Webex Meetings.

12. What is the “technology freeze” during our COVID-19 response?

(Updated 4-9-20)

The primary focus for Information Services right now is to ensure smooth operations of existing technology and services and to support the COVID-19 response. Because of this, requests for new technology (new hardware and software) and technology changes (e.g., software upgrades, system enhancements, new projects) may need to be postponed. Decisions about which new technology or technology changes can move forward now will be made by the operations chiefs in each division in conjunction with Information Services.

13. How can I connect remotely to Citrix to fill out my timesheet?

There are several methods for connecting to Txbase and WAM from home. If you already have a connection to the Met Council's network through VPN or Citrix Remote Desktop, you should be able to use your normal method to fill out your timesheet. If not, below are other options you can use to get to Txbase or WAM using Citrix Receiver. Be aware that the interface you see through a phone or iPad may not be what you see when connecting within the Met Council's network.

Please disconnect from Citrix when you are done using it so we can all do our part to reduce demand on the system.

Use these documents for download links and instructions for accessing or installing Citrix on various devices:

- [How to access Citrix Applications](#)
- [Installing Citrix Receiver on a non-Council PC Windows computer](#)
- [Installing Citrix Receiver on a non-Council Mac computer](#)
- [Installing Citrix Receiver on an Android device](#)
- [Installing Citrix Receiver on an iOS device](#)

Employees who do not have access to log in their time in Txbase should email Tracy Martineau (Tracy.Martineau@metc.state.mn.us). Please include the following information in your email: employee ID, hours worked per day, pay code for the hours (regular, OT, vacation, etc.).

Managers who do not have access to log in and approve employees' time should email Payroll@metc.state.mn.us. The payroll team will help you complete that function.

14. How can I change my password from home?

(Updated 3-27-20)

If you already have a connection to the Met Council's network through VPN, you should be able to use your normal method to change your password by pressing the keys ctrl + alt + del, then clicking Reset Password. You will then need to restart your computer after which you will have a slightly different experience than you normally have in the office. [Instructions for resetting your password using VPN.](#)

If you are not using VPN, you can [use these instructions to reset your password via Office Online](#). If you are using Citrix Remote Desktop, sign out of that before going to Office Online to reset your password.

It is very important when working from home to **change your password before it expires**. If you wait until it expires, it will be more complicated to get the new password working and reconnect to the Met Council's network from home. More information on password management is being developed.

[Met Council password procedure](#)

15. Can I use my home printer for Met Council business?

(Posted 3-27-20)

To mitigate the chances of a data security incident, only print Met Council documents to a personal printer if it is essential to perform your job. Printers store data that can be susceptible to hacking and documents containing non-public data must be destroyed properly.

Currently the Service Desk is not providing support to connect a personal printer to a Met Council laptop. The [Home Office Help Team](#) may be able to provide help with a personal printer connected to a non-Council computer.

16. How can I improve a slow connection to the Met Council?

(Posted 3-27-20)

The Information Services department has received reports of slow speeds for some users of Citrix and remote desktop. The IS department is evaluating ideas for trying to improve connection speeds, though there are many variables that can contribute to slowness.

One idea is for home Wi-Fi users to connect their computer directly to the router with an ethernet cable. In some cases, this can provide significantly faster speeds. [More information about Wi-Fi vs. ethernet](#).

17. What should I do if I run low on work to do remotely?

(Posted 3-31-20)

With many employees now working remotely and some projects being put on hold or slowing down because of the COVID-19 situation, it's understandable that some of us might run low on tasks we can be working on during this time. If this happens to you, consider taking time to review some of these resources or completing the tasks mentioned below. This is also a good time to catch up on work or to step back and tackle some of the big-picture planning you've been meaning to tackle.

And be sure to check in with your manager or supervisor daily to see if there is new work you can be assigned.

Resources you can access and learn more about:

- Learn about and adopt the full functionality of [Microsoft Teams](#)
- Browse and take advantage of the web-based learning opportunities through Learn ([access via the Talent Hub](#))
- Check out the [Sand Creek website](#) for e-learning courses and self-help articles (to access these resources, create a My Life Expert account with the company code: metcouncil)
- Check out health and wellness resources on the [Fit for Life MetNet site](#)

- Clean out your Outlook inbox
- Clean up your electronic files

As a team, managers/supervisors and team members can think about these ideas:

- Have daily or weekly virtual team huddles (e.g., 15 minutes via Microsoft Teams)
- Have bi-weekly team meetings to discuss larger issues
- Update your department's or work unit's site on MetNet
- Submit ideas/plans for implementing work process changes
- Submit ideas/plans for continuous improvement

18. What can I do to improve the ergonomics of my home office setup?

(Posted 4-20-20)

The following information was shared with state agencies by the Minnesota Department of Administration's Risk Management division. The Risk Management division would like to acknowledge Mark Anderson, PT, CPE, of ErgoSystems for his contributions in the development of this information.

With the COVID-19 pandemic, many people who normally work in an office setting are now temporarily working from home. For many people this may mean sitting on the couch with the laptop on their laps. However, in terms of your comfort and productivity — as well as decreasing the potential for sore wrists, elbows, shoulders, neck, and back — here are basic guidelines for temporary laptop use at home.

General principles:

- Ergonomics:
 - Ergonomics is all about the physical relationship between you and your office equipment, in this case your laptop. Laptop design, having the screen attached to the keyboard, means that if the keyboard is optimally positioned for the user, the screen is not. Likewise, if the screen is optimally positioned, the keyboard is not.
 - Your goal is to obtain a comfortable, well-supported position that keeps your head balanced on your neck with your arms, back, and feet well supported.
- 30/30 movement guideline:
 - Move and change positions on a regular basis throughout the day. Don't lock into one position!
 - About every 30 minutes take at least a 30-second physically active micro-break. Get up, stretch, take a walk. Remember to MOVE . . . MOVE . . . MOVE!

Various workstation scenarios

When working with a laptop, follow the guidelines listed below most closely matching your situation, using items you have at home.

- Adjustable-height table/desk and adjustable-height chair
 - If both your table/desk and chair are height adjustable, first adjust the chair height to place your feet flat and your thighs parallel to the floor.
 - Adjust the table/desk height so your wrists are straight and your forearms are parallel to the floor when you place your hands on the laptop keyboard.
 - Angle the laptop monitor so you can see it with the least amount of forward head position.
- Fixed-height table/desk and adjustable-height chair
 - If your desk or table is at a fixed height, place your laptop on the desk/table.
 - If your chair height is adjustable, adjust the chair height so your wrists are straight when you place your hands on the laptop keyboard when you sit all the way back in the chair. You can place a small pillow behind your lower back if additional lumbar support is needed.
 - Once your wrists and forearms are neutral, if this caused your feet to come off the floor find a box or stool to rest your feet on, so they're not left dangling.
 - Angle the laptop monitor so you can see it with the least amount of forward head position.

- Fixed-height table/desk and fixed-height chair
 - Place the laptop on the table/desk. If your wrists are straight when you place your hands on the laptop, you are good to go!
 - If your wrists are not straight you need to adjust your seated height. Look for a different height chair or put a seat cushion on the chair if the chair is not high enough.
 - If this caused your feet to come off the floor, find a box or stool so your feet are not dangling.
 - Angle the laptop monitor so you can see it with the least amount of forward head position.
- Couch/furniture
 - Are we saying never sit on your couch or easy chair and use your laptop? No, you can certainly use your couch some of the time.
 - The same guidelines apply to obtain a comfortable, well-supported position that keeps your head balanced on your neck with your arms, back, and feet well supported.
 - Use pillows under your forearms to provide support for your arms and shoulders.
 - Some will also find it helpful to place a pillow under the laptop to ensure your wrists are straight when your hands are on the laptop keyboard. Make sure the soft fabric surface doesn't block the laptop vents because this could cause the laptop to overheat. Also, there are sofa servers or bed trays that may work to position your laptop when seated on the couch.
 - Make sure your feet and legs are well supported.
 - Just remember the 30/30 movement guideline and MOVE, MOVE, MOVE!
- Standing counter
 - Try to mix in some standing time while using your laptop.
 - Look for a countertop that allows you to stand comfortably with your elbows at about 90 degrees with your wrists straight (parallel to the floor) when using the laptop keyboard.
 - Angle the laptop monitor so you can see it with the least amount of forward head position.
 - Good shoes are important for standing. Good walking shoes will be good for standing.
 - Use a footrest so you can alternate one foot up on the footrest to provide for alternate foot placement and allow you to vary your body position. If you don't have a footrest, a box, a ream of paper, or books can be a good substitute.

Other considerations

- Spare keyboard and mouse
 - If you happen to have an extra keyboard and mouse around the house, you can use the laptop as a monitor while using a separate keyboard and mouse placed on a work surface. Simply position the laptop on a box or books to lift the screen top to eye level (or slightly lower if using bifocals) at a comfortable distance.
- Eyeglasses
 - Make sure your eyeglasses (for example, use of bifocals or trifocals) don't result in you holding your head out of neutral head and neck positions when viewing the monitor.
- Telephone
 - Use your phone's speaker setting for hands-free operation when using your laptop. Better yet, use a headset if you have one.
- Lighting
 - Make sure you have adequate light to read documents wherever you need to read from documents and use your laptop at the same time.
- Reduce glare
 - To reduce the potential for eye strain and eye fatigue, don't position your laptop directly in front of a window so you are facing into the light. You should always try to place your laptop perpendicular to a light source.

[E-mail Service Desk](#)

[Staff Directory](#)

[Jobs](#)

[All Social Media Accounts](#)

[Sign Up for E-Newsletters](#)

 metro council.org  

 metro transit.org  

If there is an issue with content on the site contact: Claire.Lukens@metc.state.mn.us