

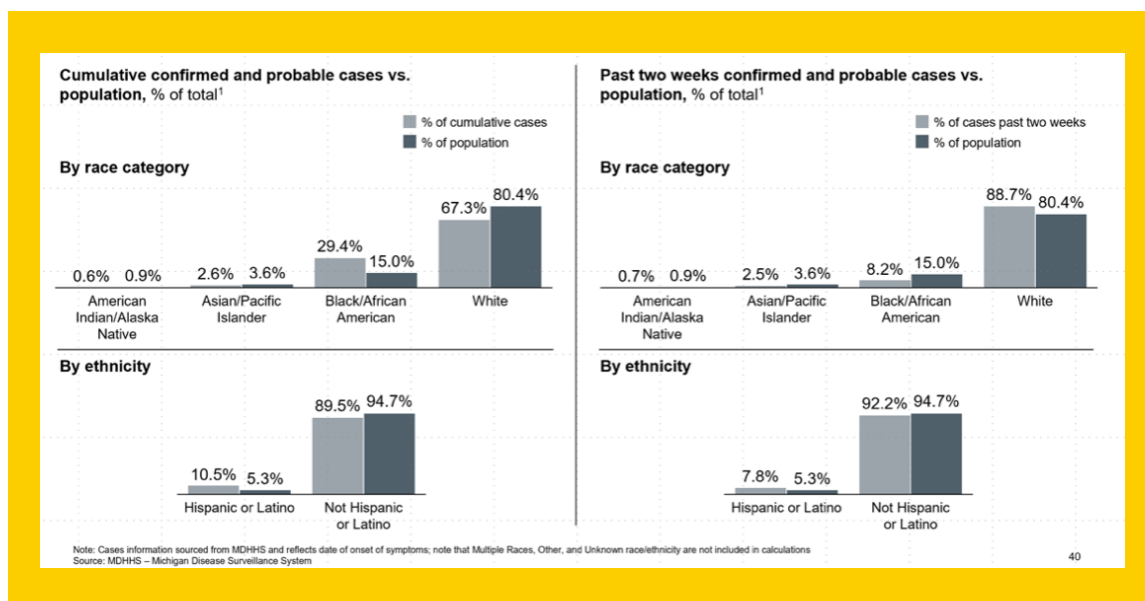
MICHIGAN CLOSING THE COVID-19 RACIAL DISPARITIES GAP

CURRENT DATA SHOWS THAT THE DISPARITY IN COVID-19 CASES AND DEATHS BETWEEN AFRICAN AMERICAN RESIDENTS AND WHITE RESIDENTS IN MICHIGAN ARE LOWER IN THE LATER PART OF THE PANDEMIC.

COVID-19 CASES

THE CHARTS BELOW PROVIDE THE PERCENT OF THE POPULATION (DARK GRAY BARS) AND COVID-19 CASES (LIGHT GRAY BARS) MADE UP OF DIFFERENT RACIAL AND ETHNIC GROUPS FOR THE ENTIRE PANDEMIC PERIOD (LEFT SIDE OF GRAPHIC) AND THE LAST TWO WEEKS OF CASES (RIGHT SIDE OF GRAPHIC).

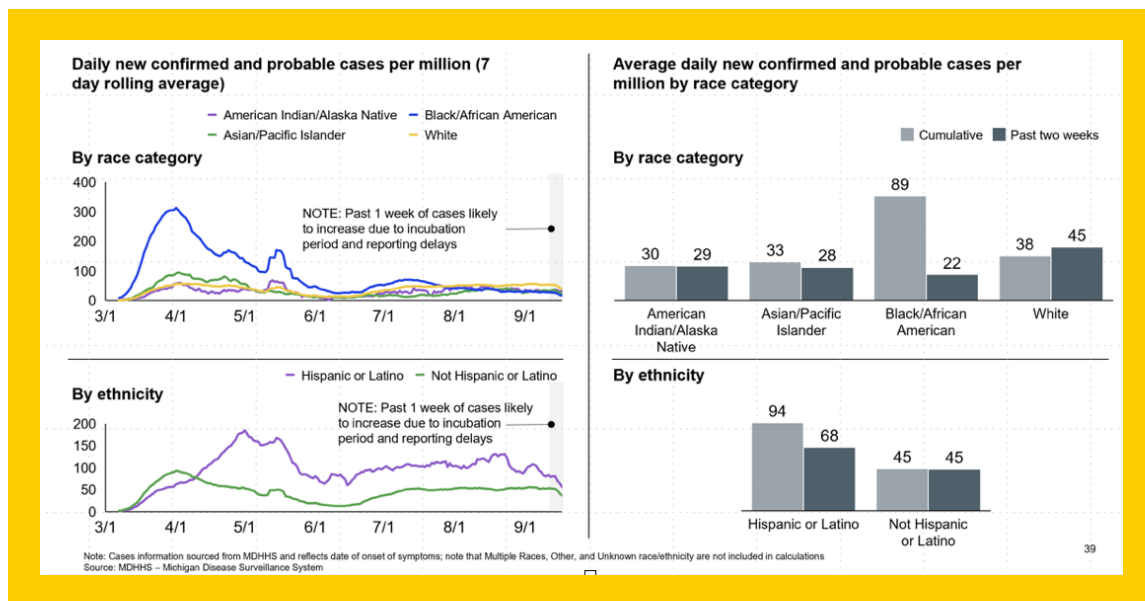
- AFRICAN AMERICAN RESIDENTS MAKE UP 15.0% OF MICHIGAN'S POPULATION. ACROSS THE ENTIRE OUTBREAK, AFRICAN AMERICAN RESIDENTS MADE UP 29.4% OF THE CASES OF COVID-19. IN COMPARISON, IN THE PAST TWO WEEKS, AFRICAN AMERICAN RESIDENTS MADE UP 8.2% OF CASES.
- WHITE RESIDENTS MAKE UP 80.4% OF MICHIGAN'S POPULATION. DURING THE ENTIRE OUTBREAK, 67.3% OF COVID-19 CASES WERE AMONG WHITE RESIDENTS. IN THE PAST TWO WEEKS, 88.7% OF CASES WERE AMONG WHITE RESIDENTS.



MICHIGAN CLOSING THE COVID-19 RACIAL DISPARITIES GAP

THE GRAPHIC BELOW PROVIDES THE NUMBER OF CASES OF COVID-19 PER MILLION PEOPLE. WE CALCULATE RATES TO MAKE IT EASIER TO COMPARE BETWEEN GROUPS OF DIFFERENT POPULATION SIZES.

- THE LEFT SIDE OF THE GRAPHIC PROVIDES THE DAILY RATE OF COVID-19 CASES. DURING THE BEGINNING OF THE OUTBREAK, THE RATE AMONG AFRICAN AMERICAN RESIDENTS (BLUE LINE) WERE HIGHER THAN THOSE FOR WHITE RESIDENTS (YELLOW LINE). SINCE THE MONTH OF AUGUST, THE RATE OF CASES PER MILLION PEOPLE FOR AFRICAN AMERICAN RESIDENTS WERE THE SAME OR LOWER THAN THAT FOR WHITE RESIDENTS.
- THE RIGHT SIDE PROVIDES THE RATE OF COVID-19 CASES BY RACE/ETHNICITY GROUP FOR THE ENTIRE PANDEMIC PERIOD (LIGHT GRAY BARS) AND THE PAST TWO WEEKS (DARK GRAY BARS). DURING THE ENTIRE PANDEMIC, THE CASE RATE FOR AFRICAN AMERICAN RESIDENTS (89 CASES PER MILLION) WAS MORE THAN TWICE AS HIGH AS THE RATE FOR WHITE RESIDENTS (38 CASES PER MILLION). DURING THE MOST RECENT TWO WEEKS, THE CASE RATE FOR AFRICAN AMERICAN RESIDENTS (22 CASES PER MILLION) WAS ABOUT ONE HALF THAT FOR WHITE RESIDENTS (45 CASES PER MILLION). THE RATE FOR HISPANIC OR LATINO RESIDENTS ACROSS THE ENTIRE OUTBREAK (94 CASES PER MILLION) WAS MORE THAN TWICE THAT OF NON-HISPANIC OR LATINO RESIDENTS (45 CASES PER MILLION). THIS DIFFERENCE WAS SMALLER IN THE PAST TWO WEEKS (68 VS 45 CASES PER MILLION, RESPECTIVELY).

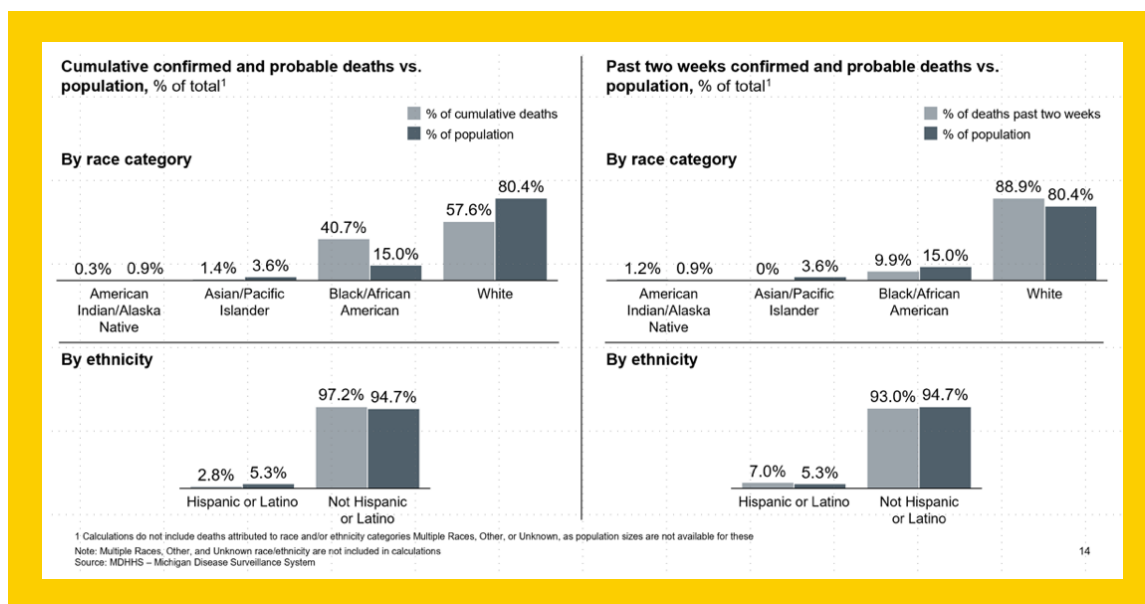


MICHIGAN CLOSING THE COVID-19 RACIAL DISPARITIES GAP

COVID-19 MORTALITY

THE CHARTS BELOW PROVIDE THE PERCENT OF THE POPULATION (DARK GRAY BARS) AND COVID-19 DEATHS (LIGHT GRAY BARS) MADE UP OF DIFFERENT RACIAL AND ETHNIC GROUPS FOR THE ENTIRE PANDEMIC PERIOD (LEFT SIDE OF GRAPHIC) AND THE LAST TWO WEEKS (RIGHT SIDE OF GRAPHIC).

- AFRICAN AMERICAN RESIDENTS MAKE UP 15.0% OF MICHIGAN'S POPULATION. ACROSS THE ENTIRE OUTBREAK, AFRICAN AMERICAN RESIDENTS MADE UP 40.7% OF COVID-19 DEATHS. IN COMPARISON, IN THE PAST TWO WEEKS, AFRICAN AMERICAN RESIDENTS MADE UP 9.9% OF DEATHS.
- WHITE RESIDENTS MAKE UP 80.4% OF MICHIGAN'S POPULATION. DURING THE ENTIRE OUTBREAK, 57.6% OF COVID-19 DEATHS WERE AMONG WHITE RESIDENTS. IN THE PAST TWO WEEKS, 88.0% OF DEATHS WERE AMONG WHITE RESIDENTS.



MICHIGAN CLOSING THE COVID-19 RACIAL DISPARITIES GAP

THE GRAPHIC BELOW PROVIDES THE NUMBER OF COVID-19 DEATHS PER MILLION PEOPLE. WE CALCULATE RATES TO MAKE IT EASIER TO COMPARE BETWEEN GROUPS OF DIFFERENT POPULATION SIZES.

- THE LEFT SIDE OF THE GRAPHIC PROVIDES THE DAILY RATE OF COVID-19 DEATHS. DURING THE BEGINNING OF THE OUTBREAK, THE DEATH RATES AMONG AFRICAN AMERICAN RESIDENTS (BLUE LINE) WERE HIGHER THAN THOSE FOR WHITE RESIDENTS (YELLOW LINE). SINCE THE MONTH OF AUGUST, THE RATE OF DEATHS PER MILLION PEOPLE FOR AFRICAN AMERICAN RESIDENTS WERE THE SAME OR LOWER THAN THAT FOR WHITE RESIDENTS.
- THE RIGHT SIDE OF THE GRAPHIC PROVIDES THE RATE OF COVID-19 DEATHS BY RACE/ETHNICITY GROUP FOR THE ENTIRE PANDEMIC PERIOD (LIGHT GRAY BARS) AND THE PAST TWO WEEKS (DARK GRAY BARS). DURING THE ENTIRE PANDEMIC, THE COVID-19 DEATH RATE FOR AFRICAN AMERICAN RESIDENTS (8.8 DEATHS PER MILLION PEOPLE) WAS NEARLY FOUR TIMES THE DEATH RATE FOR WHITE RESIDENTS (2.3 DEATHS PER MILLION). DURING THE MOST RECENT TWO WEEKS, THE CASE RATE FOR AFRICAN AMERICAN RESIDENTS (0.4 DEATHS PER MILLION) WAS ABOUT THE SAME AS THAT FOR WHITE RESIDENTS (0.6 DEATHS PER MILLION).

