

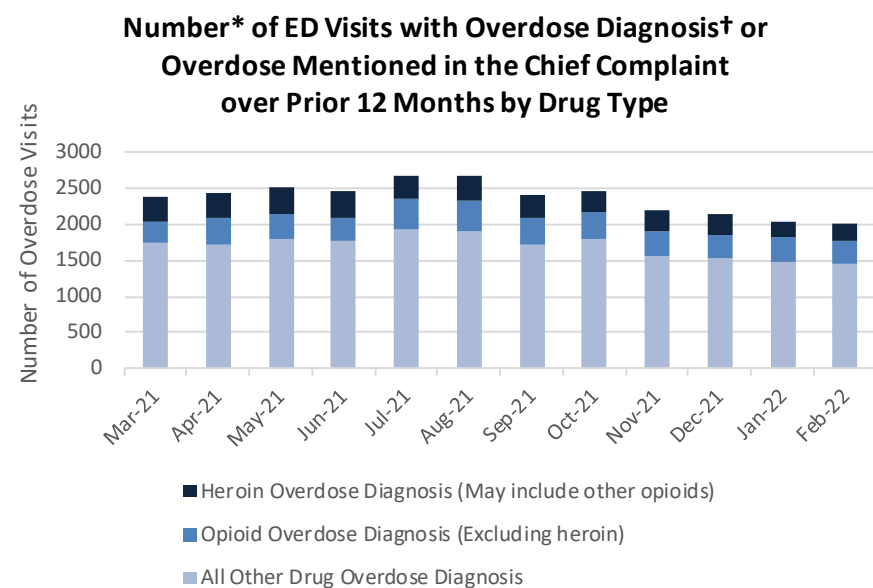
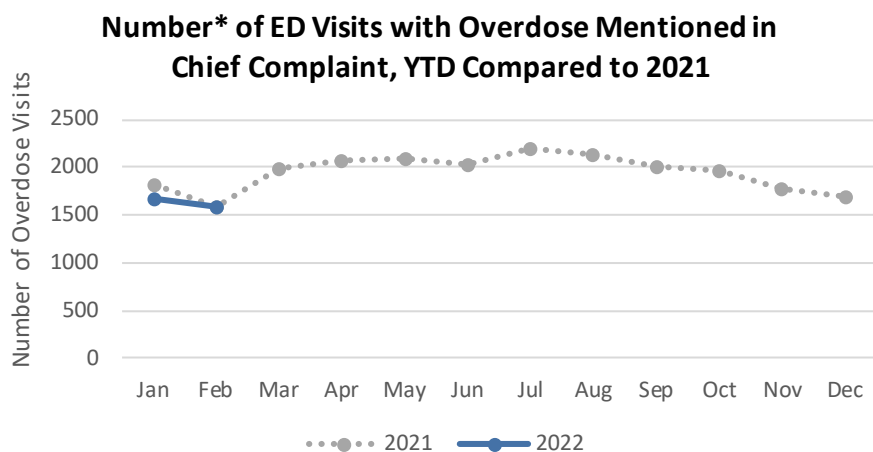
Michigan Syndromic Surveillance Overdose Report: February 2022



Michigan Syndromic Surveillance System (MSSS)

Data in this report are taken from the Michigan Syndromic Surveillance System (MSSS)*. This system captures chief complaints and diagnoses from emergency department (ED) visits in Michigan but does not have universal coverage across the state. Data in this report are provisional and subject to change. Certain EDs submit with enhanced feeds, which can report ICD-10-CM diagnosis codes. Diagnosis codes result in more accurate overdose identification than chief complaint mentions of overdose.

MSSS Overdose Trends



†ICD-10-CM diagnosis code data are only available through enhanced feeds, which are utilized by fewer EDs (92 percent of MI EDs).

*In response to fluctuations in ED utilization during the COVID-19 pandemic, the overdose trend indicators on this page have been changed from rates per ED visit to raw counts of overdose-related ED visits. The geographic and demographic comparisons on page 2 are still based on rates per ED visit.

Statewide ED Coverage

PREPARED-NESS REGION	ALL REPORTING EDS (%) **	ENHANCED FEED EDS (%) **
1	100%	100%
2N	100%	95%
2S	100%	100%
3	95%	86%
5	100%	100%
6	100%	100%
7	91%	73%
8	81%	81%
Statewide	96%	92%

** % refers to % of total EDs in the region

Percent Change[§] of Overdose ED Visits*

from January 2022-February 2022

All Drug Overdose

-1.2%



Opioid Overdose (including Heroin)

-0.5%



Heroin Overdose

5.2%



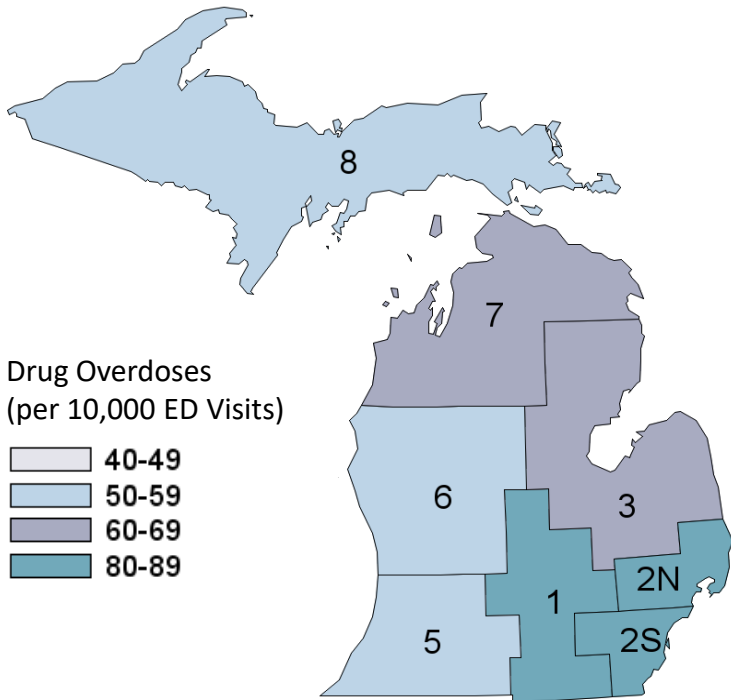
§These trends are indicative of month-to-month changes, and not of long-term trends in overdoses.



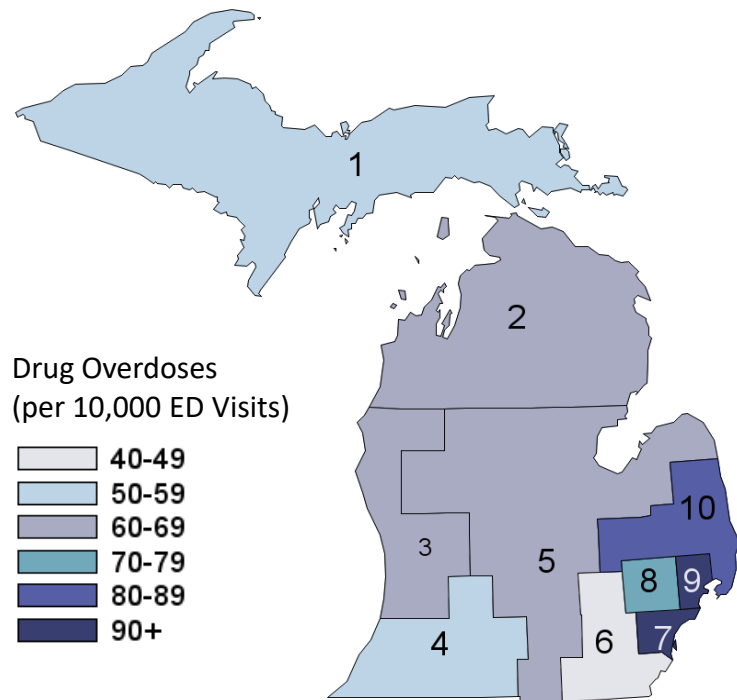
*MSSS data are subject to several data quality issues, such as intermittent data feed drops, transitioning systems, and incomplete statewide coverage. These technical difficulties make these data difficult to interpret and should be taken into consideration when reading this report. This report cannot definitively state the frequency of overdoses in Michigan.

February 2022 MSSS Overdose Rate Maps

Rates of Drug Overdose ED Visits by Participating Hospitals in Preparedness Region*

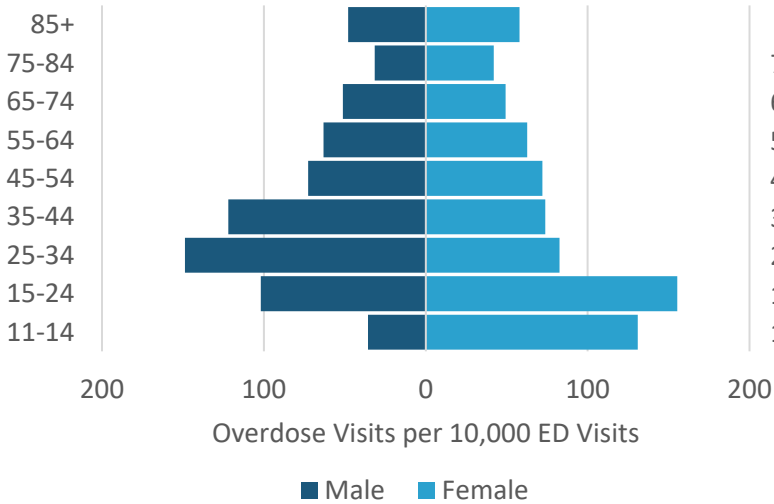


Rates of Drug Overdose ED Visits by Participating Hospitals in Pre-paid Inpatient Health Plan Region*

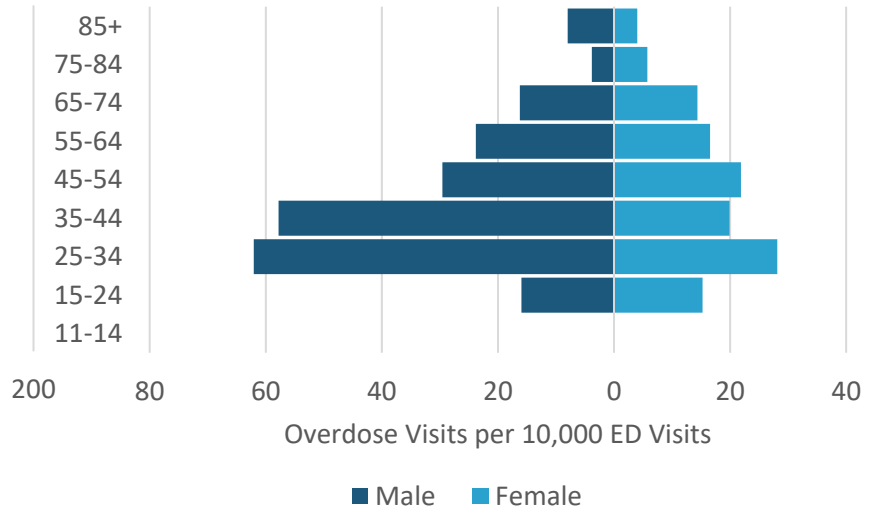


February 2022 MSSS Overdose Trends by Age and Gender

Drug Overdose ED Visits*



Opioid Overdose ED Visits*



*Figures and estimates on this page were created using ICD-10-CM diagnosis codes and chief complaint text. ICD-10-CM diagnosis code data are only available through enhanced feeds, which are utilized by 92 percent of MI EDs.