

Notes on the 2017 ACS 1-Year Estimates

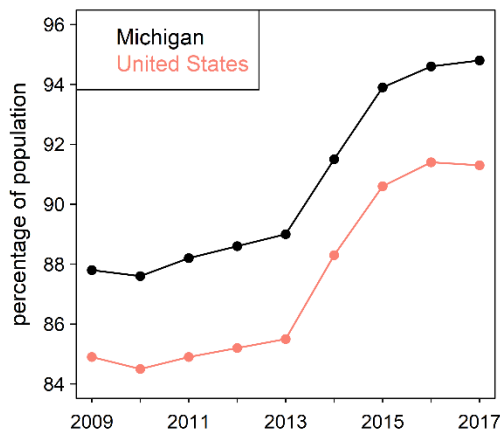
Alan Leach, Demographic Analyst, DTMB-BLMISI

September 13, 2018

Today the U.S. Census Bureau released the 2017 American Community Survey (ACS) 1-year estimates. The American Community Survey samples about 1 percent of the households in the United States annually and asks a series of questions about household characteristics, employment, health insurance coverage, and housing status. The 1-year estimates include data at the state level and for areas within the state that have more than 65,000 residents.

The new data release contains interesting data on trends in health insurance coverage and rates of home ownership and renting in Michigan and nationwide.

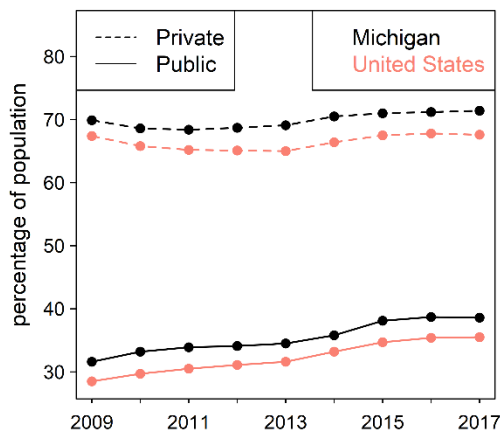
Percentage of population with health insurance coverage



Health Insurance Coverage

The percentage of Michiganders with health insurance remained essentially unchanged, rising from 94.6 percent in 2016 to 94.8 percent in 2017. This may indicate the cessation of the advances in insured rates that have occurred since 2010 in the state and nationwide. Since 2010, the percentage of Michigan's population with health insurance has risen significantly from 87.6 percent to 94.8 percent. Rates of insured people have also expanded nationwide since 2010, from 84.5 percent to 91.3 percent in 2017.

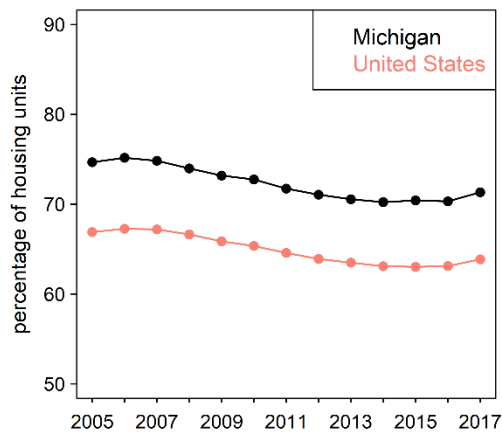
Population with private or public health insurance



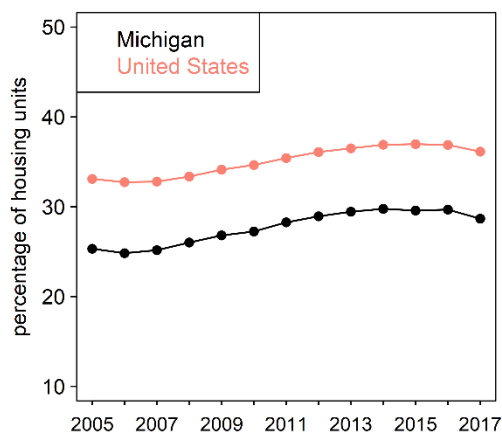
In Michigan and nationwide, most people with health coverage are insured through private providers. However, much of the overall increase in insured rates has come from public health insurance. For example, from 2009 to 2017 the percentage of Michigan residents with

public health insurance rose from 31.6 percent to 38.6 percent. It is important to note that some people have both public and private health insurance, thus the share of residents with private and public insurance may sum to greater than 100 percent, even though not everyone has health insurance.

Percentage of housing units occupied by owner



Percentage of housing units occupied by renter



Housing

The percentage of Michigan housing units occupied by the homeowner rose from 70.3 percent in 2016 to 71.3 percent in 2017. However, long-term the percentage of owner occupied housing units in Michigan was still well below 2006 (75.2 percent).

Correspondingly, the percentage of Michigan housing units occupied by renters diminished from 29.7 to 28.7 percent between 2016 and 2017. This represents the most substantial reduction in Michigan home rental share since 2006. Despite this recent decline, the percentage of renter occupied units in Michigan is still greater than in 2006 (24.8 percent).

Trends in rates of owner and renter occupied units nationwide has mirrored those of Michigan.

However, Michigan has a greater percentage of owner occupied housing units than the nation.

All data presented here, in addition to a wealth of other socioeconomic, demographic, and housing information are available from the 2005–2017 American Community Survey 1-year datasets on the Census Bureau website, www.census.gov. Additionally, access to many of the Census Bureau's most frequently downloaded tables can be found on the Population section of the Labor Market Information and Strategic Initiatives website, www.michigan.gov/census.

In December, the 2017 American Community Survey 5-year dataset will be released, which will include information for areas with less than 65,000 people.

Finally, we are always here to assist you with your demographic needs. I can be reached at LeachA1@michigan.gov or 517-335-8089. Eric Guthrie, Michigan's State Demographer, can be reached at guthrie@michigan.gov or 517-241-8667.