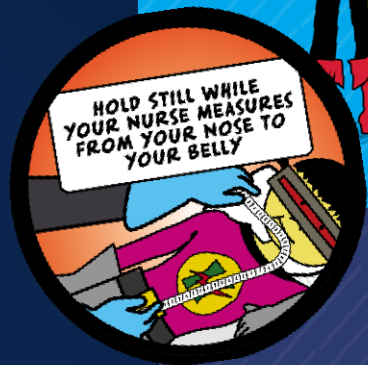


Hope for Henry's  
**SUPER REWARDS**  
FOR **SUPER KIDS**™

Procedure-Based Incentive Program



**You Are Super!**

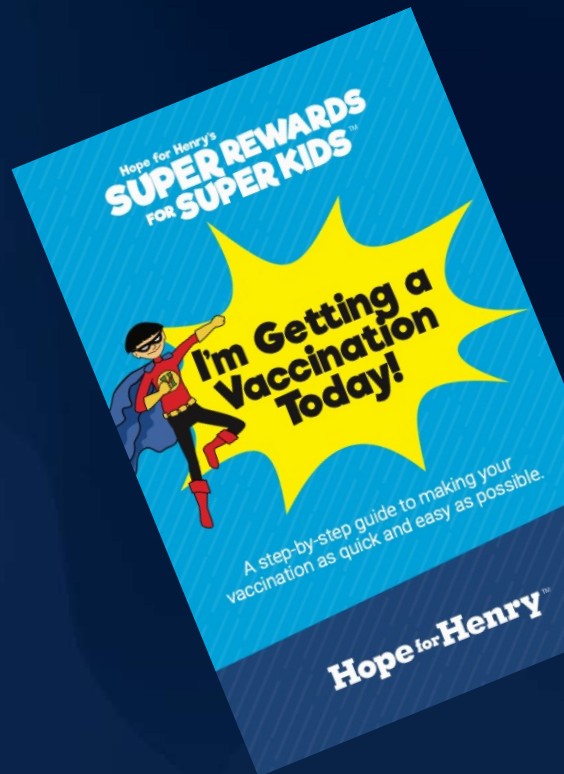


# Introducing Hope for Henry Super Rewards for Super Kids

Hope for Henry is the only organization using behavioral economics to influence pediatric patients as they navigate some of the most difficult medical procedures.

**Hope for Henry**™

# New in 2022 Super Rewards for Vaccinations



Hope for Henry™

# Hope <sup>for</sup> Henry Foundation

live well and laugh hard

***Providing Kids a  
Superior Vaccination  
Experience***



# A Step-by-Step Guide for a Quick & Easy Vaccination



# Additional Vaccination Resources

One Pagers

**Hope for Henry**  
**Helping Your Child Get Vaccinated**

Medical Procedures – especially those involving needles – may cause anxiety for you and your child. To help prepare your family, Hope for Henry developed age-appropriate information and tools to help improve your and your child's overall experience.

**BEFORE THE VACCINATION**

**WHEN TO TALK TO YOUR CHILD ABOUT THEIR VACCINATION**  
You know better than anyone how and when to set your child up for success! We've provided some guidance around when it is best to discuss your upcoming vaccination appointment with your child.

2-3 YEARS OLD	4-9 YEARS OLD	10+ YEARS OLD
Consider telling your child immediately before or at the beginning of the visit.	Start the conversation a day or two before the visit. Allow time for your child to ask questions or share concerns they might have.	Day's before the appointment, your tween or teen might be ready to have a conversation about their body, the vaccination, and how vaccines are given.

**DESCRIBE WHAT A VACCINATION IS**  
Doctors and scientists have worked together to make a type of medicine called a vaccine. A vaccine will help teach your body to fight bad germs and keep you from getting really sick.




**EXPLAIN THE VACCINATION PROCESS IN THREE EASY STEPS:**

- 1 YOUR NURSE CLEANS YOUR ARM WITH A SMALL WET WIFE THAT MIGHT FEEL COLD.**
- 2 YOUR NURSE GIVES YOUR ARM A POKER WITH A NEEDLE. SOME KIDS SAY IT MIGHT FEEL LIKE A QUICK PINCH.**
- 3 YOUR NURSE PUTS A SMALL STICKY BANDAGE ON YOUR ARM.**

**BRING THE ESSENTIALS WITH YOU**

- Your child should wear a comfortable shirt with loose-fitting sleeves.
- Offer activities to distract your child.
- Bring a favorite comfort item (e.g. stuffed animal or blanket).
- Pack a small snack and drink.

**UPON ARRIVAL, REQUEST HOPE FOR HENRY'S VACCINATION GAME BOARD!**  
This tool will walk you and your child through the procedure, step-by-step, and help you to explain exactly what is going to happen through images and child-friendly words.


hopeforhenry.org    /hopeforhenry

Patient, Parent & Provider Videos

**Hope for Henry Foundation**  
live well and laugh hard

**Patient Prep – What to Expect**

Sing My ABCs



Social Media Campaign, Staff Trainings, and More.

# Clinical Impact

Reduced  
Need for  
Sedation

**72%**

Improved  
Adherence

**88%**

Less Anxiety

**87%**

Improved  
Coping

**88%**

Improved Patient  
Experience

**95%**

\*Data collected from staff implementing the program

**Hope for Henry™**

# Quantitative Impact



Decrease  
Staff Fatigue



Improve  
Patient  
Experience



Cost Savings



Increase Child  
Life Impact



Improve Facility  
Utilization

# Premier Partners



**Hope for Henry™**