

Stats	Value
Min.	-36.867591485785
Max.	48.1903303
Avg.	32.50499389535741
Sum.	2,990.459438372882

Answered: 92 Skipped: 0

- Council District



Response	Count
21	52
25	8
15	4
14	3
13	3
3	2
12	2
8	1

● Miles from Auburndale Park



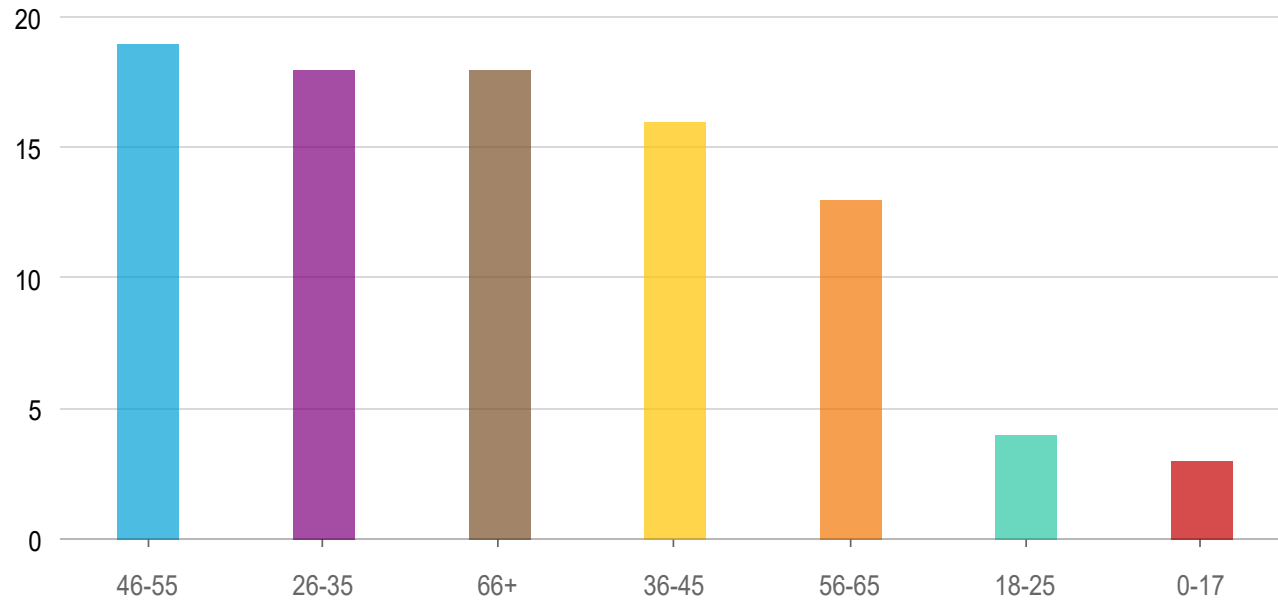
Word	Count
0	32
1	17
2	16
5990	10
3	5
4	3
5	2

1

1

Answered: 92 Skipped: 0

● Age Range



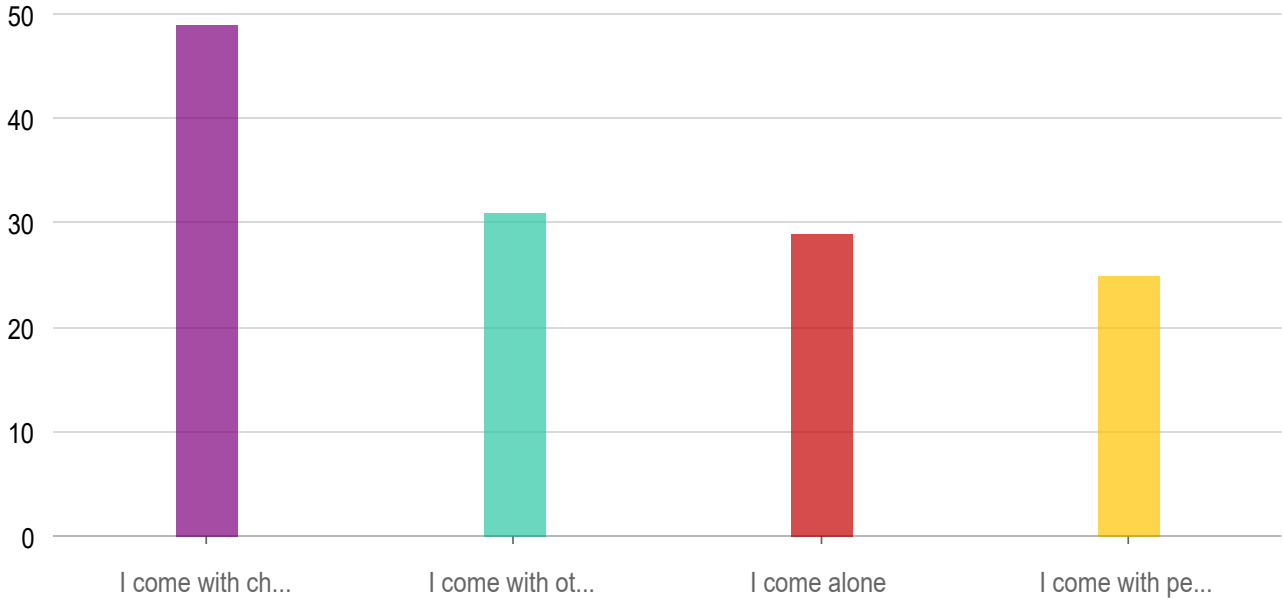
Answers	Count	Percentage
46-55	19	20.65%
26-35	18	19.57%
66+	18	19.57%
36-45	16	17.39%

56-65	13	14.13%
18-25	4	4.35%
0-17	3	3.26%

Answered: 91 Skipped: 1

**Park Usage and Improvement Questions**

● **When you visit Auburndale Park, who usually comes with you? \***

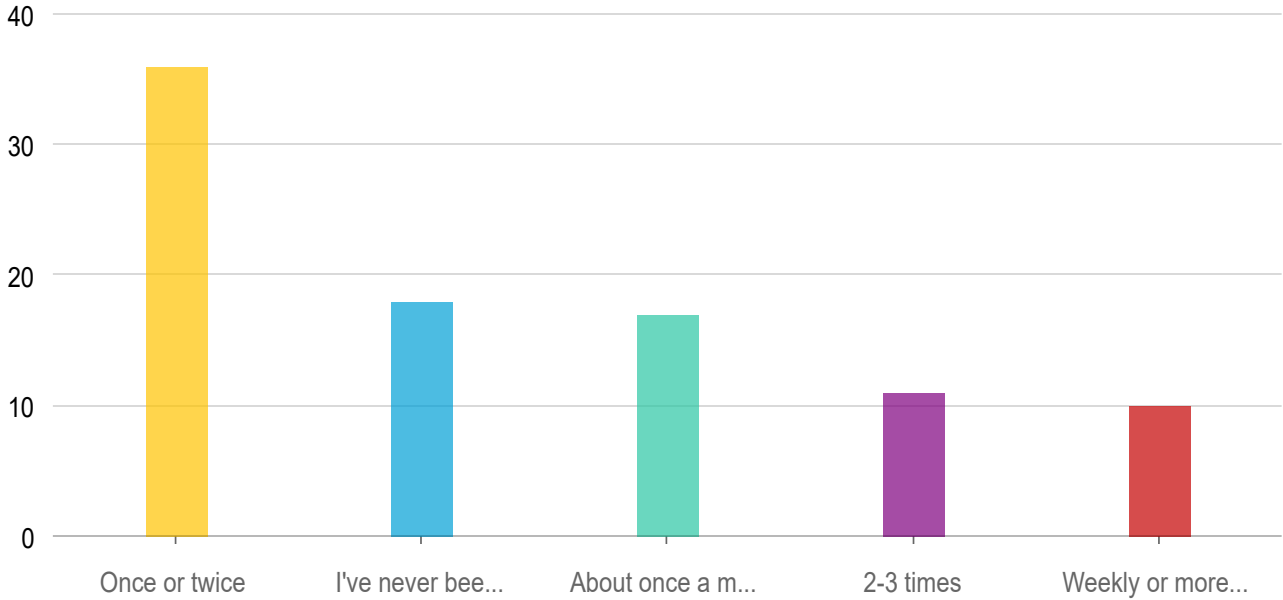


Answers	Count	Percentage
I come with children	49	53.26%
I come with other adults	31	33.7%

I come alone	29	31.52%
I come with pets	25	27.17%

Answered: 92 Skipped: 0

● **How often have you visited Auburndale Park in the last year? \***

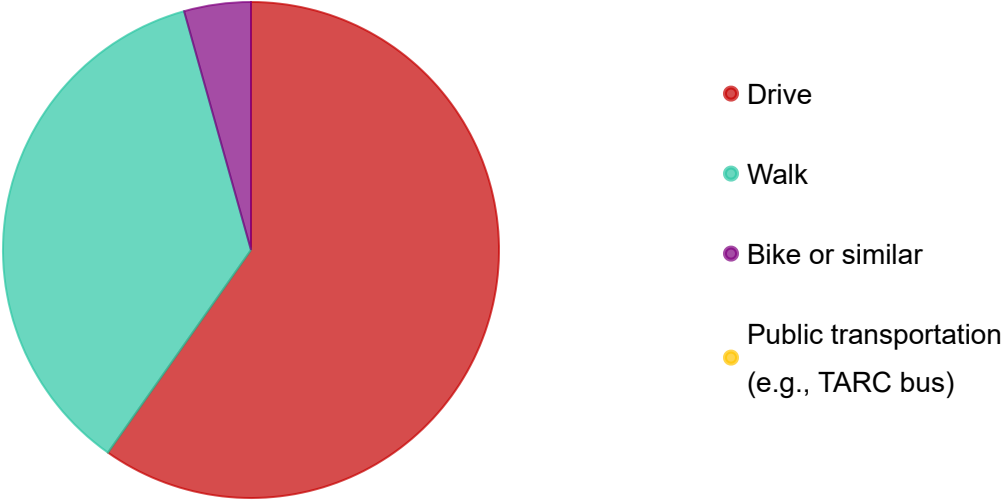


Answers	Count	Percentage
Once or twice	36	39.13%
I've never been	18	19.57%
About once a month	17	18.48%
2-3 times	11	11.96%

Weekly or more often	10	10.87%
----------------------	----	--------

Answered: 92 Skipped: 0

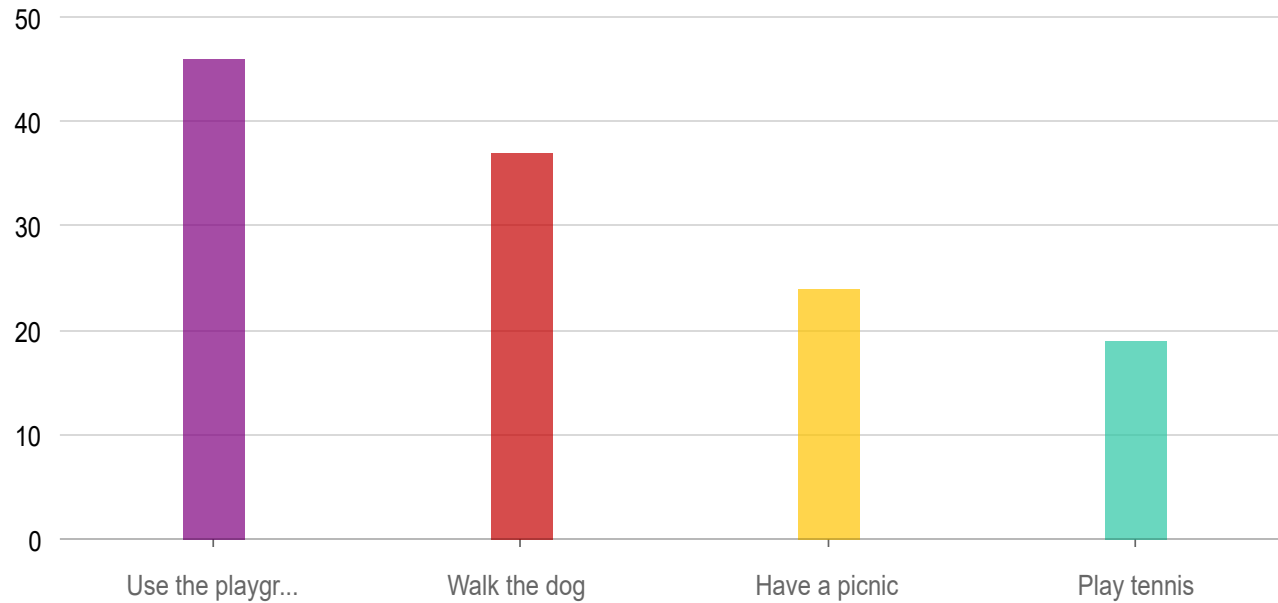
● How do you usually get to the park? \*



Answers	Count	Percentage
Drive	55	59.78%
Walk	33	35.87%
Bike or similar	4	4.35%
Public transportation (e.g., TARC bus)	0	0%

Answered: 92 Skipped: 0

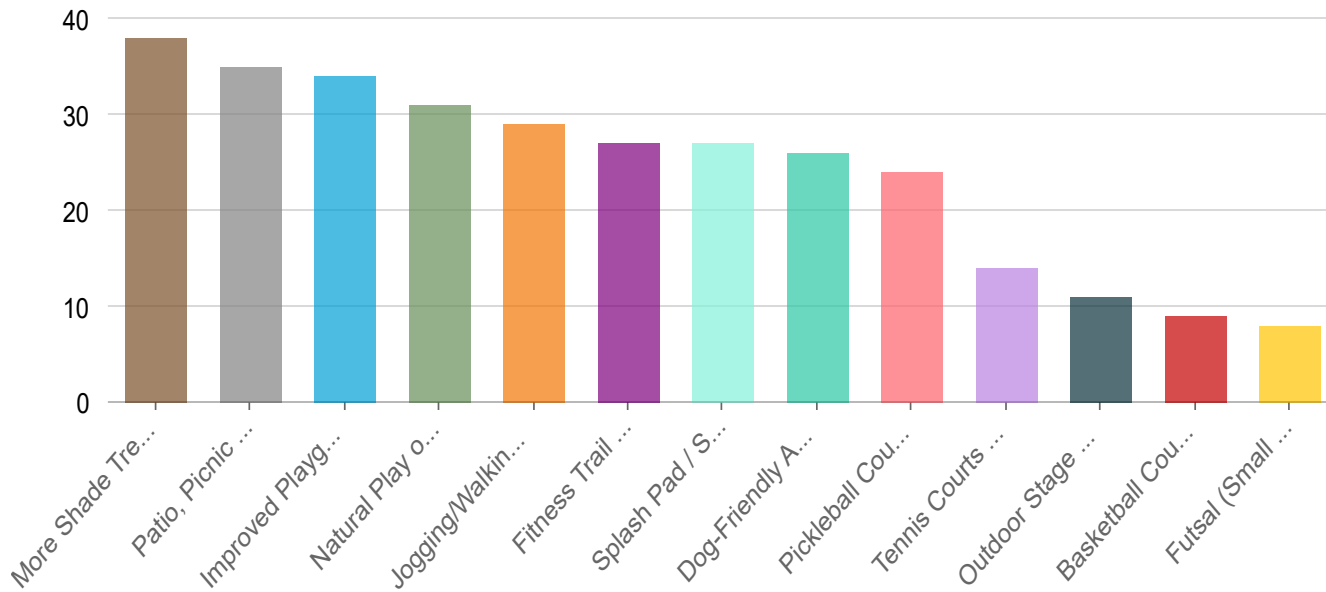
● What do you usually do when you are at the park? \*



Answers	Count	Percentage
Use the playground	46	50%
Walk the dog	37	40.22%
Have a picnic	24	26.09%
Play tennis	19	20.65%

Answered: 92 Skipped: 0

● Which amenities would you most like to see improved or added to the park? \*



Answers	Count	Percentage
More Shade Trees and Landscaping	38	41.3%
Patio, Picnic Pavilion, or additional seating	35	38.04%
Improved Playground Equipment	34	36.96%
Natural Play or Garden Features (e.g., logs, native plants, pollinator gardens)	31	33.7%
Jogging/Walking Path	29	31.52%
Fitness Trail or Outdoor Exercise Equipment	27	29.35%
Splash Pad / Spray Yard	27	29.35%
Dog-Friendly Area or Dog Park	26	28.26%



Volleyball Court	1
Volleyball	1
Update the entrance from the neighborhood. There is a small overgrown path from Woodmore that leads into the park. It would be nice to enter in that way to avoid Southside Drive traffic	1
Softball field.	1
Sandbox	1
Roller hockey set up. Paint the face off dots on the court.	1
Restrooms water fountains	1
Restrooms and changing areas. Be more attentive to the landscaping	1
restroom and more light	1
Repave tennis court and make one court for pickeball. A walking trail with equipment stations. Examples can be found at <a href="https://www.youtube.com/playlist?app=desktop&amp;list=PLXtit3ZBFVu2xRGL8VFSZRq_5dVZQ2-3A">https://www.youtube.com/playlist?app=desktop&amp;list=PLXtit3ZBFVu2xRGL8VFSZRq_5dVZQ2-3A</a>	1
Public Art Activations, Functional Public Art like artist designed benches or shelters	1
Parking area	1
no	1
Nature things around the park	1
Native plants	1
more lights in the area	1

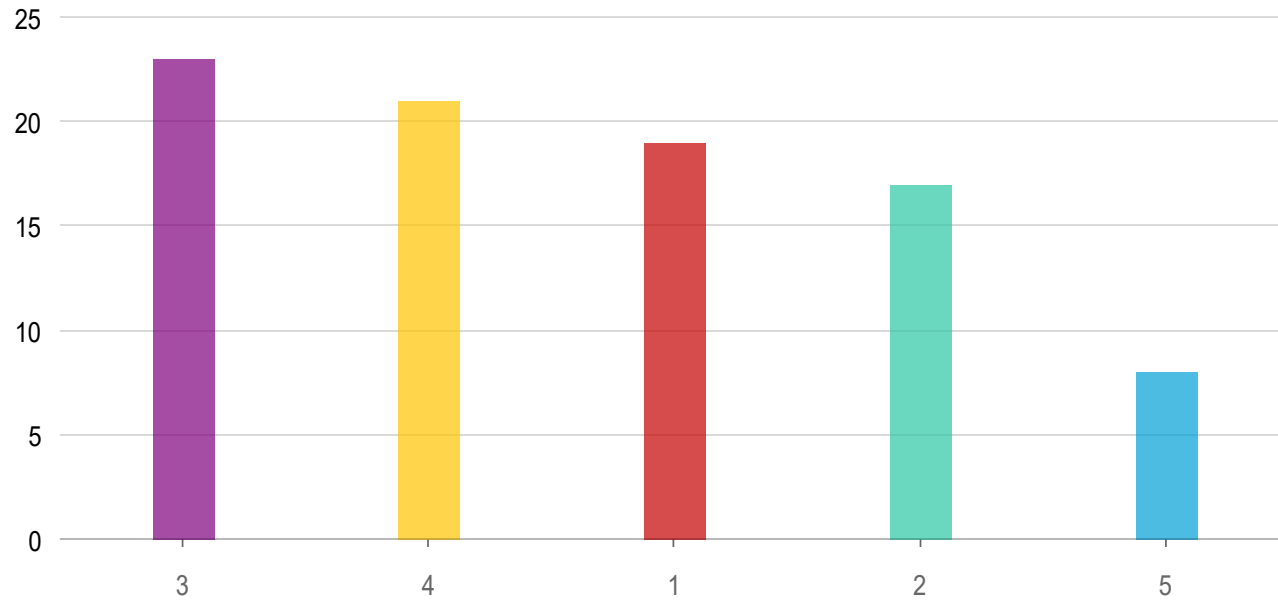
More lighting so that the homeless and drug addicts cant hide in the dark.	1
More lighting in playground area	1
Lights	1
It is a small park, so limited space for amenities but plantings that would screen noise from Southside Drive would be nice. When everything was shut during Covid, I would pick up a carry-out and eat it in the park.	1
I'm using this space to explain that I don't use the playground at the park. I only walk around, but that wasn't an option and a response is required.	1
Horseshoe pit	1
Community garden	1
Bike rack	1
Better lighting when the sun is setting	1
Better lighting to help with homeless and drug abuse	1
Better lighting and a path from Woodlawn	1
Bathroom	1
also build restroom	1
Again...PICKLEBALL courts PLZ!!!	1
A safe way to enter the park, if you don't drive or the parking lot is full. Would love well marked crosswalks all around it with flashing lights at Palatka, Southside, Woodmore, etc. At church and apartments too.	1
A natural play area similar to the Louisville nature center would be amazing	1



Tree canopy	1
Streetlights	1
See above	1
Presence of Ranger or police. Action on encampments.	1
Police presence	1
Police patrol to detour the drug abuse	1
Pickleball courts	1
Park benches on the ground space.	1
Not a gray van sitting there constantly making me feel uncomfortable and unsafe	1
Native plantings	1
More welcoming: The things I checked off in the "amenities" section. Safety doesn't worry me.	1
More utilization	1
More tree cover.	1
more lights in the area and more open it seems dark and gloomy in the area	1
More lights	1
More lighting to deter homeless n drug activity	1
More lighting during evenings	1
more lighting at night time, more patrol/park ranger	1

futsal court for kids	1
Fencing, trash and recycling bins, events food trucks music performance	1
Community garden	1
Cameras and increased lighting	1
Cameras	1
Brighten up the colors on the sign, courts	1
Bigger signage that is lit up	1
Bigger playground more dogs	1
Better parking for visitors.	1
Better lighting.	1
Better lighting, Better access via car (2 entrances/exits) for after hours patrolling and traffic control	1
Better lighting like I said above. And I'm always nervous because there are random cars parked there.	1
Better landscaping with plantings to maybe cut noise from Southside Drive. Many people seem to bring their lunch there to eat and sit in their cars due to lack of tables or even benches. nches.	1
Better access from neighborhood	1
all is good	1
A pavilion or larger sign	1
A park ranger	1

● How safe do you feel when visiting the park?



Answers	Count	Percentage
3	23	25%
4	21	22.83%
1	19	20.65%
2	17	18.48%
5	8	8.7%

Answered: 88 Skipped: 4