



# Annual Comprehensive Financial Report

Year Ended September 30, 2023

County of Kent,  
Michigan



9-Month Period  
Ended September  
30, 2023

Annual  
Comprehensive  
Financial Report

Prepared by: Fiscal Services Department

Fiscal Services Director  
*Jeff Dood*

County Administrator/Controller  
*Alan G. Vanderberg*

**This page intentionally left blank.**

# COUNTY OF KENT, MICHIGAN

## Table of Contents

	<u>Page</u>
Title Page	1
Table of Contents	3
<b>INTRODUCTORY SECTION</b>	<b>7</b>
Elected Officers	8
Letter of Transmittal	9
Table of Organization	16
GFOA Certificate of Achievement	17
<b>FINANCIAL SECTION</b>	<b>19</b>
Independent Auditors' Report	21
Management's Discussion and Analysis	25
Basic Financial Statements:	
Government-wide Financial Statements:	
Statement of Net Position	38
Statement of Activities	39
Fund Financial Statements:	
Balance Sheet – Governmental Funds	42
Reconciliation of Fund Balances for Governmental Funds to Net Position of Governmental Activities	43
Statement of Revenues, Expenditures and Changes in Fund Balances – Governmental Funds	44
Reconciliation of Net Changes in Fund Balances of Governmental Funds to Change in Net Position of Governmental Activities	45
Statement of Net Position – Proprietary Funds	46
Reconciliation of Net Position of Enterprise Funds to Net Position of Business-type Activities	49
Statement of Revenues, Expenses and Changes in Fund Net Position – Proprietary Funds	50
Reconciliation of Net Changes in Fund Net Position of Enterprise Funds to Change in Net Position of Business-type Activities	51
Statement of Cash Flows – Proprietary Funds	52
Statement of Fiduciary Net Position	54
Statement of Changes in Fiduciary Net Position	55
Combining Statement of Net Position – Discretely Presented Component Units	56
Combining Statement of Activities – Discretely Presented Component Units	57
Notes to Financial Statements	59

# COUNTY OF KENT, MICHIGAN

## Table of Contents

	<u>Page</u>
Required Supplementary Information:	131
Schedule of Revenues, Expenditures and Changes in Fund Balance – Budget and Actual:	
General Fund	134
Coronavirus Special Revenue Fund	135
Schedule of Changes in the County's Net Pension Liability (Asset) and Related Ratios – Employees' Retirement Plan	136
Schedule of Contributions – Employees' Retirement Plan	138
Schedule of Changes in the County's Net OPEB Liability and Related Ratios – Voluntary Employees' Beneficiary Association (VEBA) Trust Fund	139
Schedule of Contributions – Voluntary Employees' Beneficiary Association (VEBA) Trust Fund	140
Notes to Required Supplementary Information	141
Combining and Individual Fund Financial Statements and Schedules:	145
General Fund:	147
Detailed Schedule of Revenues, Expenditures and Changes in Fund Balance – Budget and Actual	148
Nonmajor Governmental Funds:	151
Combining Balance Sheet	154
Combining Statement of Revenues, Expenditures and Changes in Fund Balances	160
Schedule of Revenues, Expenditures and Changes in Fund Balances – Budget and Actual – Nonmajor Special Revenue Funds:	
Fire Prevention Fund	165
Friend of the Court Fund	166
Health Fund	167
Lodging Excise Tax Fund	168
Ready by Five Millage Fund	169
Correction and Detention Facilities Fund	170
Register of Deeds Automation Fund	171
Zoo and Museum Millage Fund	172
Senior Millage Fund	173
Indigent Defense Fund	174
Central Dispatch Collection Fund	175
Concealed Pistol License Fund	176
Local Corrections Officers Training Fund	177
Drug Forfeiture Fund	178
State Project Fund	179
Project Fund	180

# COUNTY OF KENT, MICHIGAN

## Table of Contents

	<u>Page</u>
Combining and Individual Fund Financial Statements and Schedules (Concluded):	
Nonmajor Governmental Funds (Concluded):	
Schedule of Revenues, Expenditures and Changes in Fund	
Balances – Budget and Actual – Nonmajor Special Revenue Funds (Concluded):	
LTD Project Fund	181
Federal Project Fund	182
Community Development Federal Project Fund	183
Kent County Community Action Fund	184
Opioid Settlement Fund	185
Child Care Fund	186
Veterans' Millage Fund	187
Internal Service Funds:	189
Combining Statement of Net Position	190
Combining Statement of Revenues, Expenses and Changes in Fund Net Position	192
Combining Statement of Cash Flows	194
Fiduciary Funds:	197
Combining Statement of Fiduciary Net Position – Pension and Other Postemployment	
Benefits Trust Funds	198
Combining Statement of Changes in Fiduciary Net Position – Pension and Other	
Postemployment Benefits Trust Funds	199
Component Unit – Drainage Districts:	201
Combining Balance Sheet	202
Reconciliation of Fund Balances for Governmental Funds to Net Position	
of Component Units	203
Combining Statement of Revenues, Expenditures and Changes in Fund Balances	204
Reconciliation of Net Changes in Fund Balances of Governmental Funds to	
Change in Net Position of Component Units	205

# COUNTY OF KENT, MICHIGAN

## Table of Contents

	<u>Page</u>
<b>STATISTICAL SECTION (UNAUDITED)</b>	207
 <b><u>TABLE</u></b>	
1 Net Position by Component	210
2 Changes in Net Position	212
3 Fund Balances, Governmental Funds	218
4 Changes in Fund Balances, Governmental Funds	220
5 Assessed and Estimated Actual Value of Taxable Property	222
6 Property Tax Rates (\$1 per \$1,000 of Taxable Value) – Direct and Overlapping Governments	224
7 Profile of Ten Largest Ad Valorem Taxpayers	226
8 Property Taxes, Levies and Collections	228
9 Ratio of Outstanding Debt by Type	230
10 Ratio of Net General Bonded Debt to Estimated Actual Value and Net General Bonded Debt Per Capita	232
11 Computation of Direct and Overlapping Debt	234
12 Computation of Legal Debt Margin for General Obligation Bonds	236
13 Demographic Statistics	238
14 Principal Employers	240
15 Full-Time Equivalent Government Employees by Function/Program	242
16 Operating Indicators by Function/Program	246
17 Capital Asset Statistics by Function/Program	250



## **INTRODUCTORY SECTION**



**COUNTY OF KENT, MICHIGAN**

**ELECTED OFFICERS**

**For the Period Ended September 30, 2023**

BOARD OF COMMISSIONERS

Stan Stek

***Chair***

Emily Brieve

***Vice Chair***

Stephen Wooden

***Minority Party Vice-Chair***

Ben Greene  
Tom Antor  
Jennifer Merchant  
Katie DeBoer  
David Hildenbrand  
Stan Ponstein  
Dan Burrill  
Matt Kallman  
Lindsey Thiel

Monica Sparks  
Michelle McCloud  
Carol Hennessy  
Lisa Oliver-King  
Melissa LaGrand  
Tony Baker  
Kris Pachla  
Ivan Diaz  
Walter Bujak

Lisa Posthumus Lyons  
***Clerk-Register of Deeds***

Ken Yonker  
***Drain Commissioner***

Christopher Becker  
***Prosecuting Attorney***

Michelle LaJoye-Young  
***Sheriff***

Peter MacGregor  
***Treasurer***

---

March 19, 2024

**To the Board of Commissioners and the Citizens of Kent County:**

State law requires that all local governments, subject to certain size criteria, publish within six months of the close of each fiscal year a complete set of financial statements presented in conformance with generally accepted accounting principles (GAAP) and audited in conformity with auditing standards generally accepted in the United States of America by a firm of licensed certified public accountants. Pursuant to those requirements, we hereby issue the annual comprehensive financial report for the County of Kent. In 2023, Kent County adopted a September fiscal year end. This annual comprehensive financial report is for the fiscal year ended September 30, 2023.

Management assumes full responsibility for the completeness and reliability of the information contained in this report, based upon a comprehensive framework of internal control that it has established for this purpose. Because the cost of internal controls should not exceed the anticipated benefits, the objective is to provide reasonable, rather than absolute, assurance that the financial statements are free of any material misstatements.

Rehmann Robson, Certified Public Accountants, has issued an unmodified (“clean”) opinion on the County’s financial statements for the period ended September 30, 2023. The independent auditors’ report is located at the front of the financial section of this report.

The Management Discussion and Analysis (MD&A) immediately follows the independent auditors’ report and provides a narrative introduction, overview, and analysis of the basic financial statements. The MD&A complements this letter of transmittal and it should be read in conjunction with it.

**Profile of the Government**

The County of Kent encompasses an area of approximately 864 square miles and is located in the central west portion of Michigan’s Lower Peninsula. The County of Kent is the fourth most populous County in the state of Michigan (State) with a 2022 estimated population of 659,083. It is approximately 64 miles west of Lansing, the state capital. The County is empowered by the State to levy a property tax on real and personal properties located within the County.

The County is composed of twenty-one townships, five villages and nine cities. The 2020 census population of the County resides as follows: townships (254,017); cities (395,999); and villages (7,958). The County seat is located in the City of Grand Rapids, which is the second largest city in the State. The County was organized as a County by the territorial legislature on March 24, 1836.

The County is governed by a Board of Commissioners (Board) whose numbers have ranged from as few as three in 1836 up to as many as 77 in 1968. As a result of a United States Supreme Court decision in 1969, the number of commissioners was reduced to 21. The Board took action in 1992 to reduce further the number of members to 19 effective January 1993. Kent County returned to 21 Commissioners effective January 2023 with the addition of two seats due to changes in district boundaries. The Board is responsible for establishing policies, adopting the budget, appointing committee memberships, and hiring the County Administrator/Controller. The Administrator/Controller is responsible for carrying out the policies set forth by the Board and overseeing the day-to-day operations of the County. The Board is elected on a partisan basis every two years from districts of approximately equal size. The other five elected officers of the County, which include the Sheriff, Clerk/Register of Deeds, Prosecuting Attorney, Drain Commissioner and Treasurer, are elected on a partisan basis serving four-year terms.

The County provides a wide and varied range of services in the following areas: law enforcement, correctional facility, three court systems, fire apparatus procurement, social services, community and economic development, both State and County funded public health, and a park system as well as administrative services which support all operations. The Department of Public Works manages a waste-to-energy incinerator, single stream recycling center and landfill operations. The Kent County Drain Commission, a component unit, is responsible for the construction and maintenance of County drains and the control of lake levels. The Airport Authority, a component unit, is responsible for the operation of the Gerald R. Ford International Airport. In addition, the Road Commission is a component unit providing maintenance to County roads.

Annually, the Board is required to adopt a final budget by September 30 for the subsequent fiscal year. This budget serves as the foundation for the County's financial planning and control. The budget is prepared by fund, function (e.g. public safety) and department (e.g. Sheriff). Department heads may transfer resources within the activities they manage up to Board-approved appropriation amounts. These activities may reside in different funds. In special instances related to grants, the County Administrator/Controller is authorized to make budget adjustments within and between categories of budgets up to 15% of the grant appropriation. Transfers between departmental budgets and above administrative amounts set by the Board need special approval from the governing body.

## **Local Economy**

### Commercial/Industrial Base

The Grand Rapids-Wyoming Metropolitan Statistical Area (MSA), of which the County is the hub, has been one of the fastest growing regions of the United States. Numerous expansions, renovations, constructions, modernizations and developments have been completed, are in the process of being completed or are in the planning stages. Among the factors which have

encouraged major projects and have attracted numerous firms from outside the area are: a strong but highly diversified base of industries, an excellent work force, educational opportunities, excellent employer/employee relations, good location and transportation facilities, utilities and possibly the most important, high quality of life.

### Convention Facilities

The City of Grand Rapids and the County have jointly created the Grand Rapids-Kent County Convention/Arena Authority (CAA). The function of this independent authority is to own and operate the DeVos Place Convention Center and the Van Andel Arena. The Van Andel Arena was completed in 1996, has a capacity of 12,000 and is used for professional hockey games, concerts, family shows and other entertainment events. The DeVos Place Convention Center encompasses one million square feet of total gross floor area including a 40,000 square foot ballroom that is used for conventions and expos and a performing theater that hosts cultural entertainment events. DeVos Place is part of a vibrant downtown entertainment district featuring over 50 dining establishments, nightclubs, and museums, all within walking distance. Recently, the Kent County Board approved financial support for a new downtown amphitheater which will also be managed by the CAA.

### Regional Government Coordination

The Grand Valley Metropolitan Council is a Council of Governments dedicated to advancing the current and future well-being of our metropolitan area by bringing together public and private sectors to cooperatively advocate, plan for, and coordinate the provision of services and investments which have environmental, economic and social impact. It is understood that the well-being of the metropolitan community relies on good government and springs from a shared vision that encompasses many elements, including, but not limited to, the following: preparing now for the challenges of the future; planning for orderly growth and development; preserving and enhancing the natural, social, and physical environments; promoting economic vitality and employment opportunities; equitably sharing responsibility for community needs; recognizing the strengths and benefits of diversity; promoting quality lifelong educational opportunities; promoting quality cultural and recreational institutions and facilities; effectively utilizing and enhancing existing infrastructure; eliminating unnecessary duplication of services; and promoting a high quality of life now and for future generations.

### Medical Services

Clinical care is a top priority in West Michigan with one of the nation's top-ranked medical centers of excellence. With three fast-growing major hospitals and hundreds of physicians in every specialty imaginable, employers and employees alike can count on accessible, high-quality patient care and wellness programs. The public and nonprofit hospitals in the County have approximately 2,200 licensed beds.

In 2000, the Van Andel Institute (VAI) opened, with the stated mission “. . . to become one of the world's preeminent private medical research institutions within the next decade” which has become a reality. The Van Andel Institute has three component parts: The Van Andel Research Institute (VARI), the Van Andel Education Institute (VAEI) and the Van Andel Institute (VAI). The

VARI is an independent medical research organization dedicated to preserving, enhancing and expanding the frontiers of medical science. The VAEI is an independent education institute whose mission is to conduct the Van Andel Educational Technology School, and to achieve excellence by embracing and strengthening the fundamental issues of education. The research being conducted at the VARI is has served as a growth pole, anchoring and propelling growth of a newly developing bioscience industry cluster. This has and will continue to draw outside business and related sectors into the region to take advantage of economic opportunities created by the Institute. VARI has constructed a 240,000 square foot eight-story building expansion that opened in December 2009. This expansion nearly triples the Institute's laboratory space, allowing for growth of current laboratories and expanded research into neurological diseases. The VAI supports the other two organizations.

Michigan State University Medical School constructed a \$90 million, 180,000 square foot medical school which houses the MSU college of Human Medicine. In 2012, MSU also purchased the former Grand Rapids Press headquarters along with five parking properties for use as research space and additional parking. This new facility is in close proximity to the MSU College of Human Medicine medical facility.

### Employment

Major industries that are located within the boundaries of Kent County, or in close proximity, include manufacturers of office equipment and furniture, heating controls, automotive parts, financial institutions, education, health care, retail food/merchandise and leisure and hospitality. This diversified employment base adds to the strength of the local economy. Since 2005 the unemployment rate in Kent County has ranged from 2.1% to 21.3%, as a result of the COVID-19 pandemic, in April 2020. The unemployment rate as of September 2023, for Kent County, is 3.4% and is expected to remain stable.

## **Long-Term Financial Planning/Financial Policies**

### Budgeting and Forecasting

As stated earlier, the budget serves as the foundation for the County's financial planning and control. As part of the budget process, management prepares an annual budget for the General Fund. The Kent County metro area maintains an optimistic economic outlook with continued growth expected in the Commercial, Industrial and Residential sectors. Based on the current financial forecast, the County will be able to continue current service levels without raising its tax rate while retaining a projected fund balance of \$108.3 million at September 30, 2024, supported by an increase in property tax values and generated tax revenues.

### Establishment and Use of General Fund Fund Balance

It is the Board of Commissioner's strategy that the County shall maintain adequate General Fund equity, to provide for contingent liabilities not covered by the County's insurance programs, provide for cash flow needs resulting from a late fiscal year tax levy and to insulate the County from any other swift unforeseen events. As part of that strategy, the County's Fund Balance

policy outlines the protocols and restrictions regarding the maintenance and utilization of fund balance.

The County maintains non-spendable General Fund fund balance equal to the balance of any long-term outstanding balances due from other County funds and component units as well as an amount equal to the value of its inventory balances and prepaid expenses.

The County commits annually a portion of fund balance, equal to 10% of the subsequent year's General Fund and subsidized governmental fund budgets, for budget stabilization. In addition, the County also maintains a minimum fund balance equal to at least 40% of the subsequent year's adopted General Fund budgeted expenditures and transfers out. Both of these elements work to ensure the continued operation of County programs and service levels in the event cash flow shortfalls or a large and unanticipated one-time General Fund expenditure requirement.

#### Capital Improvement Program

The County established the Capital Improvement Projects Fund to account for the acquisition or construction of major capital items not otherwise provided for in enterprise or trust funds. The Capital Improvement Program (CIP) consists mainly of one-time or non-recurring capital expenditures. The CIP is a primary tool for evaluating the physical improvement, tangible personal property or real property improvements for the County. The CIP outlines the schedule of County needs over a five-year period and contains funding recommendations on an annual basis. The County has annually deposited to this fund a not-less-than sum of monies equivalent to the revenues to be generated from 0.2 mills of the general property tax levy. For 2023, an additional \$7.4 million was appropriated to the County's Strategic Capital project in the CIP Fund intended for future use to fund major capital projects with limited debt exposure.

#### Tax Abatements and Tax Increment Financing

The local units in the County have established goals, objectives and procedures to provide the opportunity for industrial and commercial development and expansion. Since 1974, local units in the County have approved a number of applications for local property tax relief for industrial firms. The SEV of properties have been granted tax abatement under Act 198 and Act 146. These abatements are designed to provide a stimulus in economic growth and neighborhood revitalization by renovating certain blighted, environmentally contaminated or functionally obsolete commercial property or commercial housing property.

None of the other fiscal policies had a significant impact on the current period financial statements.

#### **Future Financing**

In May of 2024, the County intends to issue Private Placement tax notes in the Delinquent Tax Revolving enterprise fund. The County Board is also considering issuing a \$60 million-dollar general obligation limited tax note to build a new county administrative facility on the Fuller complex. The Gerald R Ford International Airport is intending on issuing approximately \$96

million of airport revenue bonds (backed by the full faith and credit of the County) in April 2024. This bond issue is the second tranche of a total of \$300 million authorized by the Board of Commissioners and will be used for baggage handling and terminal improvements.

### **Major Initiatives**

Given the continued pressure for providing more services despite finite resources, Kent County's focus has been on long-term sustainability. This includes the long-term financial stability of Kent County along with supporting our local governmental partners and taking a leadership role with respect to innovative strategies that yield a more cost-effective and efficient delivery of services.

Kent County's Strategic Plan serves as a roadmap that guides our professional staff in creating objectives for each of these goals to ensure the County is meeting its overall strategic priorities. The strategic plan is reflected in the policies adopted by the Board of Commissioners and embodied by the County's budget and department-level strategic initiatives. Progress toward the strategic plan outcomes are measured by tracking performance outcomes in each department and are reported on the County's website.

The County's strategic priorities are as follows:

- Economic Prosperity - We will focus on sound fiscal management and policies to support the economic prosperity of the County as well as the West Michigan region.
- High Quality of Life - We will foster a high quality of life that promotes safe and healthy communities, strategic growth, and world-class outdoor resources.
- Excellence in Service Delivery - We will adopt innovative ways to deliver services that maximize efficiency and provide an exceptional experience to those we serve.
- Inclusive Participation - We will provide innovative and inclusive ways to engage residents and involve them in County government.
- Effective Communications - We will be transparent and clear in the communications and decisions of the County. The County continues to work towards generating additional revenues along with shifting and reducing costs and utilizing technology to contain costs.

### **Awards and Acknowledgements**

The Government Finance Officers Association of the United States and Canada (GFOA) awarded a Certificate of Achievement for Excellence in Financial Reporting to the County of Kent for its Annual Comprehensive Financial Report (ACFR) for the fiscal year ended December 31, 2022. In order to be awarded a Certificate of Achievement, a government must publish an easily readable and efficiently organized ACFR. This report must satisfy both generally accepted accounting principles (GAAP) and applicable legal requirements.

A Certificate of Achievement is valid for a period of one year only. We believe that our current ACFR continues to meet the Certificate of Achievement Program's requirements and we are submitting it to the GFOA to determine its eligibility for another certificate.

The preparation of this report would not have been possible without the efficient and dedicated effort of the entire staff of the Fiscal Services Department. We express our appreciation to all employees of the County who assisted and contributed to its preparation. We also express our gratitude to the Board of Commissioners for their interest and support in planning and conducting the financial operations and management of the County of Kent in a responsible and progressive manner.

Respectfully submitted,



Alan G. Vanderberg  
County Administrator/Controller

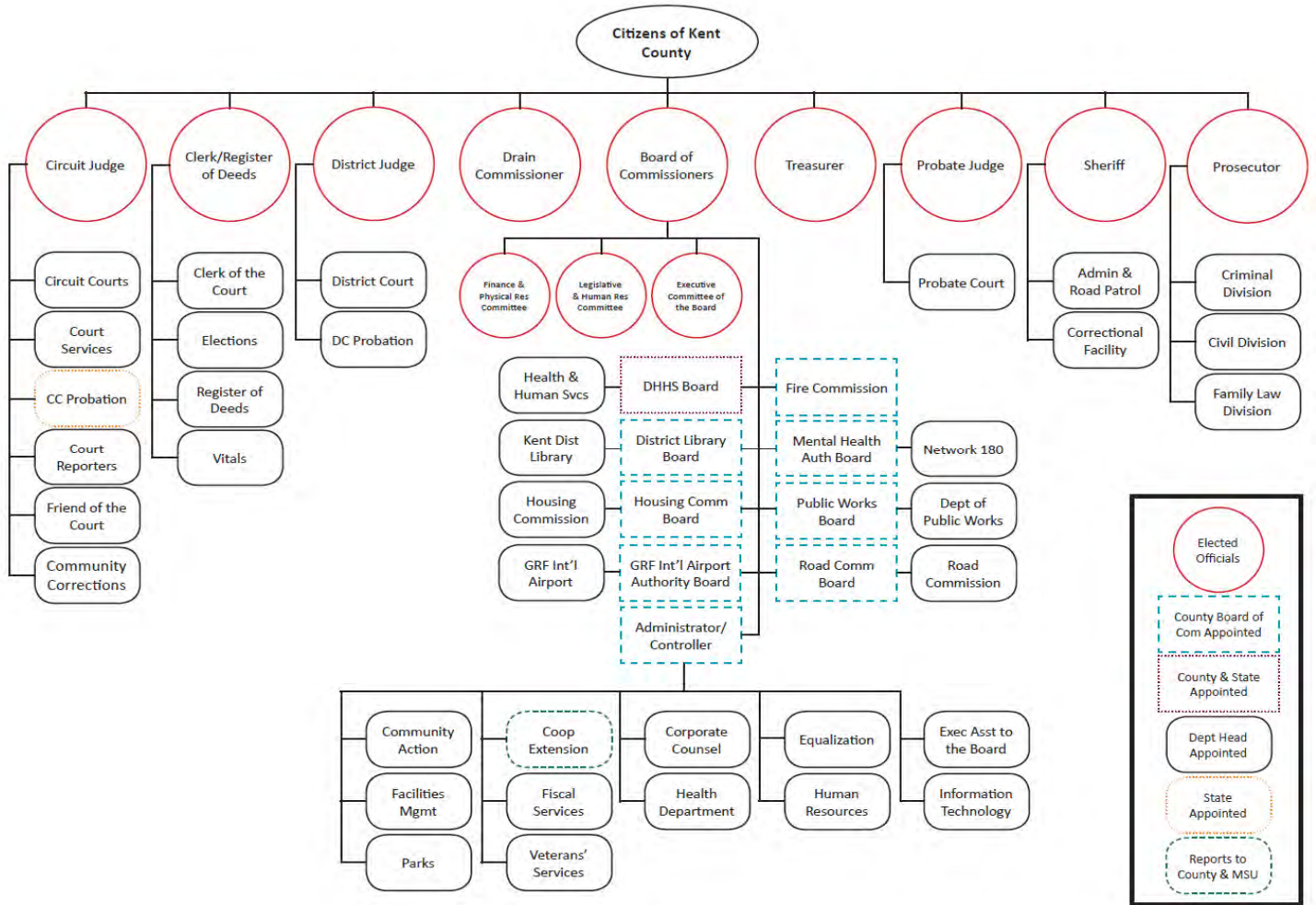


Jeff Dood  
Fiscal Services Director



# COUNTY OF KENT, MICHIGAN

## Table of Organization





Government Finance Officers Association

Certificate of  
Achievement  
for Excellence  
in Financial  
Reporting

Presented to

**County of Kent  
Michigan**

For its Annual Comprehensive  
Financial Report  
For the Fiscal Year Ended

December 31, 2022

*Christopher P. Morill*

Executive Director/CEO

**This page intentionally left blank.**

## **FINANCIAL SECTION**

**This page intentionally left blank.**

## INDEPENDENT AUDITORS' REPORT

March 19, 2024

Honorable Members of the  
Board of Commissioners  
of the County of Kent  
Grand Rapids, Michigan

### Report on the Audit of the Financial Statements

#### Opinions

We have audited the financial statements of the governmental activities, the business-type activities, the aggregate discretely presented component units, each major fund, and the aggregate remaining fund information of the **County of Kent, Michigan** (the "County"), as of September 30, 2023 and for the 9-month period then ended, and the related notes to the financial statements, which collectively comprise the County's basic financial statements as listed in the table of contents.

In our opinion, based on our audit and the reports of the other auditors, the accompanying financial statements referred to above present fairly, in all material respects, the respective financial position of the governmental activities, the business-type activities, the aggregate discretely presented component units, each major fund, and the aggregate remaining fund information of the County of Kent, Michigan, as of September 30, 2023, and the respective changes in financial position, and, where applicable, cash flows thereof for the period then ended in accordance with accounting principles generally accepted in the United States of America.

We did not audit the financial statements of the following entities, which represent the indicated percentages of total aggregate discretely presented component units:

	Percent of Assets and Deferred Outflows Of Resources	Percent of Revenues	Percent of Net Position
Kent County Road Commission	38.3%	52.4%	51.1%
Gerald R. Ford International Airport Authority	58.3%	43.5%	46.3%

Those statements were audited by other auditors whose reports thereon were furnished to us, and our opinions, insofar as they relate to the amounts included for the above entities, are based solely on the reports of the other auditors.



### ***Basis for Opinions***

We conducted our audit in accordance with auditing standards generally accepted in the United States of America (GAAS) and the standards applicable to financial audits contained in *Government Auditing Standards*, issued by the Comptroller General of the United States. Our responsibilities under those standards are further described in the Independent Auditors' Responsibilities for the Audit of the Financial Statements section of our report. We are required to be independent of the County and to meet our other ethical responsibilities, in accordance with the relevant ethical requirements relating to our audit. We believe that the audit evidence we have obtained is sufficient and appropriate to provide a basis for our audit opinions.

### ***Responsibilities of Management for the Financial Statements***

Management is responsible for the preparation and fair presentation of the financial statements in accordance with accounting principles generally accepted in the United States of America, and for the design, implementation, and maintenance of internal control relevant to the preparation and fair presentation of financial statements that are free from material misstatement, whether due to fraud or error.

In preparing the financial statements, management is required to evaluate whether there are conditions or events, considered in the aggregate, that raise substantial doubt about the County's ability to continue as a going concern for twelve months beyond the financial statement date, including any currently known information that may raise substantial doubt shortly thereafter.

### ***Independent Auditors' Responsibilities for the Audit of the Financial Statements***

Our objectives are to obtain reasonable assurance about whether the financial statements as a whole are free from material misstatement, whether due to fraud or error, and to issue an auditors' report that includes our opinions. Reasonable assurance is a high level of assurance but is not absolute assurance and therefore is not a guarantee that an audit conducted in accordance with GAAS and *Government Auditing Standards* will always detect a material misstatement when it exists. The risk of not detecting a material misstatement resulting from fraud is higher than for one resulting from error, as fraud may involve collusion, forgery, intentional omissions, misrepresentations, or the override of internal control.

Misstatements are considered material if there is a substantial likelihood that, individually or in the aggregate, they would influence the judgment made by a reasonable user based on the financial statements.

In performing an audit in accordance with GAAS and *Government Auditing Standards*, we:

- exercise professional judgment and maintain professional skepticism throughout the audit.
- identify and assess the risks of material misstatement of the financial statements, whether due to fraud or error, and design and perform audit procedures responsive to those risks. Such procedures include examining, on a test basis, evidence regarding the amounts and disclosures in the financial statements.

- obtain an understanding of internal control relevant to the audit in order to design audit procedures that are appropriate in the circumstances, but not for the purpose of expressing an opinion on the effectiveness of the County's internal control. Accordingly, no such opinion is expressed.
- evaluate the appropriateness of accounting policies used and the reasonableness of significant accounting estimates made by management, as well as evaluate the overall presentation of the financial statements.
- conclude whether, in our judgment, there are conditions or events, considered in the aggregate, that raise substantial doubt about the County's ability to continue as a going concern for a reasonable period of time.

We are required to communicate with those charged with governance regarding, among other matters, the planned scope and timing of the audit, significant audit findings, and certain internal control-related matters that we identified during the audit.

### ***Required Supplementary Information***

Accounting principles generally accepted in the United States of America require that the Management's Discussion and Analysis, the budgetary comparisons for the General Fund and the major special revenue fund, and the schedules for the pension and other postemployment benefit plans, as listed in the table of contents, be presented to supplement the basic financial statements. Such information is the responsibility of management and, although not a part of the basic financial statements, is required by the Governmental Accounting Standards Board who considers it to be an essential part of financial reporting for placing the basic financial statements in an appropriate operational, economic, or historical context. We have applied certain limited procedures to the required supplementary information in accordance with auditing standards generally accepted in the United States of America, which consisted of inquiries of management about the methods of preparing the information and comparing the information for consistency with management's responses to our inquiries, the basic financial statements, and other knowledge we obtained during our audit of the basic financial statements. We do not express an opinion or provide any assurance on the information because the limited procedures do not provide us with sufficient evidence to express an opinion or provide any assurance.



### ***Supplementary Information***

Our audit was conducted for the purpose of forming opinions on the financial statements that collectively comprise the County's basic financial statements. The combining and individual fund financial statements and schedules are presented for purposes of additional analysis and are not a required part of the basic financial statements. Such information is the responsibility of management and were derived from and relate directly to the underlying accounting and other records used to prepare the basic financial statements. The information has been subjected to the auditing procedures applied in the audit of the basic financial statements and certain additional procedures, including comparing and reconciling such information directly to the underlying accounting and other records used to prepare the basic financial statements or to the basic financial statements themselves, and other additional procedures in accordance with auditing standards generally accepted in the United States of America. In our opinion, the combining and individual fund financial statements and schedules are fairly stated, in all material respects, in relation to the basic financial statements as a whole.

### ***Other Information***

Management is responsible for the other information included in the annual comprehensive financial report. The other information comprises the introductory and statistical sections but does not include the basic financial statements and our auditors' report thereon. Our opinions on the basic financial statements do not cover the other information, and we do not express an opinion or any form of assurance thereon.

In connection with our audit of the basic financial statements, our responsibility is to read the other information and consider whether a material inconsistency exists between the other information and the basic financial statements, or the other information otherwise appears to be materially misstated. If, based on the work performed, we conclude that an uncorrected material misstatement of the other information exists, we are required to describe it in our report.

### ***Other Reporting Required by Government Auditing Standards***

In accordance with *Government Auditing Standards*, we have also issued, under separate cover, our report dated March 19, 2024, on our consideration of the County's internal control over financial reporting and on our tests of its compliance with certain provisions of laws, regulations, contracts, and grant agreements and other matters. The purpose of that report is solely to describe the scope of our testing of internal control over financial reporting and compliance and the results of that testing, and not to provide an opinion on the effectiveness of the County's internal control over financial reporting or on compliance. That report is an integral part of an audit performed in accordance with *Government Auditing Standards* in considering the County's internal control over financial reporting and compliance.

A handwritten signature in black ink that reads "Lehmann Lobson LLC". The signature is written in a cursive, flowing style.

## **MANAGEMENT'S DISCUSSION AND ANALYSIS**

# COUNTY OF KENT, MICHIGAN

## Management's Discussion and Analysis

As management of the County of Kent, Michigan (the "County"), we offer readers of the County's financial statements this narrative overview and analysis of the financial activities of the County for the 9-month fiscal period ended September 30, 2023. We encourage readers to consider the information presented here in conjunction with additional information that we have furnished in our letter of transmittal. All amounts, unless otherwise indicated, are expressed **in thousands of dollars**.

Effective beginning with the September 30, 2023 fiscal year end, the County changed its fiscal year end from December 31 to September 30. The financial statements for the period ended September 30, 2023 are for the 9 months of financial activity from January 1, 2023 to September 30, 2023.

### Financial Highlights

- The assets and deferred outflows of resources of the County exceeded its liabilities and deferred inflows of resources at the close of the most recent fiscal period by \$625,805 (net position). Of this amount, \$161,861 (unrestricted net position) may be used to meet the government's ongoing obligations to citizens and creditors.
- The government's total net position increased by \$101,853, comprised of a \$92,852 increase in governmental activities and an increase of \$9,001 in business-type activities.
- As of the close of the current fiscal period, the County's governmental funds reported combined ending fund balances of \$225,621, an increase of \$40,882 from the prior period. Approximately 31.2% of this total amount or \$70,489 is unassigned fund balance.
- At the end of the current fiscal period, the unassigned fund balance for the General Fund was \$70,489 or 57.3% of total General Fund expenditures.
- Total government-wide liabilities (including the net pension and OPEB liabilities) decreased by approximately \$43,335 or (8.4%) during the current fiscal period. Liabilities for governmental activities decreased by approximately \$49,986 and liabilities for business-type activities increased by \$6,651. This overall decrease in liabilities is primarily due to principal payments on bonds, notes, and other long-term liabilities of approximately \$26,150 and a decrease in unearned revenue from the American Rescue Plan Act (ARPA) funding of \$31,484.

### Overview of the Financial Statements

This discussion and analysis is intended to serve as an introduction to the County's basic financial statements. The County's basic financial statements comprise three components: 1) government-wide financial statements, 2) fund financial statements, and 3) notes to the financial statements. This report also contains other supplementary information in addition to the basic financial statements themselves.

**Government-wide Financial Statements.** The government-wide financial statements are designed to provide readers with a broad overview of the County's finances, in a manner similar to a private-sector business.

The statement of net position presents information on all of the County's assets, deferred outflows of resources, liabilities and deferred inflows of resources, with the difference being net position. Over time, increases or decreases in net position may serve as a useful indicator of whether the financial position of the County is improving or deteriorating.

The statement of activities presents information showing how the government's net position changed during the most recent fiscal year. All changes in net position are reported as soon as the underlying event giving rise to the change occurs, regardless of the timing of related cash flows. Thus, revenues and expenses are reported in this statement for some items that will only result in cash flows in future fiscal periods (e.g., uncollected taxes and earned but unused vacation leave).

## COUNTY OF KENT, MICHIGAN

### Management's Discussion and Analysis

Both of the government-wide financial statements distinguish functions of the County that are principally supported by taxes and intergovernmental revenues (governmental activities) from other functions that are intended to recover all or a significant portion of their costs through user fees and charges (business-type activities). The governmental activities of the County include general government, public safety, health and welfare, culture and recreation, judicial, community and economic development, and public works. The business-type activities of the County include the Department of Public Works and delinquent tax collection and administration.

The government-wide financial statements include not only the County itself (known as the primary government), but also a legally separate Road Commission, legally separate Drainage Districts, a legally separate Housing Commission, and the legally separate Gerald R. Ford International Airport Authority for which the County is financially accountable. Financial information for these component units is reported separately from the financial information presented for the primary government itself.

**Fund Financial Statements.** A fund is a grouping of related accounts that is used to maintain control over resources that have been segregated for specific activities or objectives. The County, like other state and local governments, uses fund accounting to ensure and demonstrate compliance with finance-related legal requirements. All of the funds of the County can be divided into three categories: governmental funds, proprietary funds, and fiduciary funds.

**Governmental Funds.** Governmental funds are used to account for essentially the same functions reported as governmental activities in the government-wide financial statements. However, unlike the government-wide financial statements, governmental fund financial statements focus on near-term inflows and outflows of spendable resources, as well as on balances of spendable resources available at the end of the fiscal year. Such information may be useful in evaluating a government's near-term financing requirements.

Because the focus of governmental funds is narrower than that of the government-wide financial statements, it is useful to compare the information presented for governmental funds with similar information presented for governmental activities in the government-wide financial statements. By doing so, readers may better understand the long-term impact of the government's near-term financing decisions. Both the governmental fund balance sheet and the governmental fund statement of revenues, expenditures, and changes in fund balances provide a reconciliation to facilitate this comparison between governmental funds and governmental activities.

The County maintains twenty-nine individual governmental funds. Information is presented separately in the governmental funds balance sheet and in the governmental funds statement of revenues, expenditures, and changes in fund balances for the General, Coronavirus, and the Public Improvement funds, all of which are considered to be major funds. Data from the other governmental funds are combined into a single, aggregated presentation. Individual fund data for each of these nonmajor governmental funds is provided in the form of combining statements elsewhere in this report.

The County adopts an annual appropriated budget for its General Fund and special revenue funds. Budgetary comparison schedules have been provided for these funds to demonstrate compliance with this budget.

**Proprietary Funds.** The County maintains two different types of proprietary funds. Enterprise funds are used to report the same functions presented as business-type activities in the government-wide financial statements. The County uses enterprise funds to account for the Delinquent Tax Revolving Fund and Department of Public Works ("DPW"). Internal service funds are used to accumulate and allocate costs internally among the County's various functions. The County uses internal service funds to account for its risk management, employee benefit programs and vehicle and office equipment. Because these services predominately benefit governmental rather than business-type functions, they have been included within governmental activities in the government-wide financial statements.

# COUNTY OF KENT, MICHIGAN

## Management's Discussion and Analysis

Proprietary funds provide the same type of information as the government-wide financial statements, only in more detail. The proprietary fund financial statements provide separate information for the Delinquent Tax Revolving Fund and the Department of Public Works, each considered to be a major fund. The County's internal service funds are presented in the proprietary fund financial statements in the Governmental Activities - Internal Service Funds column.

**Fiduciary Funds.** Fiduciary funds are used to account for resources held for the benefit of parties outside the government. Fiduciary funds are not reflected in the government-wide financial statements because the resources of those funds are not available to support the County's own programs. The accounting used for fiduciary funds is much like that used for proprietary funds.

**Notes to the Financial Statements.** The notes provide additional information that is essential to a full understanding of the data provided in the government-wide and fund financial statements.

**Other Information.** In addition to the basic financial statements and accompanying notes, this report also presents certain information concerning the County's progress in funding its obligation to provide pension and other postemployment benefits to its employees and budget comparisons for the General Fund and the major special revenue fund.

### Government-wide Financial Analysis

As previously stated, net position may serve over time as a useful indicator of a government's financial position. In the case of the County, assets and deferred outflows of resources exceeded liabilities and deferred inflows of resources by \$625,805 at the close of the most recent fiscal period.

	Net Position					
	Governmental Activities		Business-type Activities		Total	
	September 30, 2023	December 31, 2022	September 30, 2023	December 31, 2022	September 30, 2023	December 31, 2022
Current and other assets	\$ 423,062	\$ 464,644	\$ 132,134	\$ 137,934	\$ 555,196	\$ 602,578
Capital assets, net	331,408	316,626	81,207	60,216	412,615	376,842
<b>Total assets</b>	<b>754,470</b>	<b>781,270</b>	<b>213,341</b>	<b>198,150</b>	<b>967,811</b>	<b>979,420</b>
<b>Total deferred outflows of resources</b>	<b>147,223</b>	<b>133,316</b>	<b>5,890</b>	<b>5,429</b>	<b>153,113</b>	<b>138,745</b>
Long-term liabilities	259,332	274,189	68,201	69,011	327,533	343,200
Other liabilities	132,029	167,158	13,929	6,468	145,958	173,626
<b>Total liabilities</b>	<b>391,361</b>	<b>441,347</b>	<b>82,130</b>	<b>75,479</b>	<b>473,491</b>	<b>516,826</b>
<b>Total deferred inflows of resources</b>	<b>21,332</b>	<b>77,091</b>	<b>296</b>	<b>296</b>	<b>21,628</b>	<b>77,387</b>
<b>Net position</b>						
Net investment in capital assets	265,557	240,403	73,839	54,816	339,396	295,219
Restricted	116,806	99,080	7,742	6,883	124,548	105,963
Unrestricted	106,637	56,665	55,224	66,105	161,861	122,770
<b>Total net position</b>	<b>\$ 489,000</b>	<b>\$ 396,148</b>	<b>\$ 136,805</b>	<b>\$ 127,804</b>	<b>\$ 625,805</b>	<b>\$ 523,952</b>

## COUNTY OF KENT, MICHIGAN

### Management's Discussion and Analysis

A substantial portion of the County's net position, \$339,396 (54.2%), reflects its investment in capital assets (e.g., land, buildings, machinery and equipment), less any related outstanding debt used to acquire those assets. The County uses these capital assets to provide services to citizens; consequently, these assets are not available for future spending. Although the County's investment in its capital assets is reported net of related debt, it should be noted that the resources needed to repay this debt must be provided from other sources since the capital assets themselves cannot be used to liquidate these liabilities.

An additional portion of the County's net position of \$124,548 (19.9%) represents resources that are subject to external restrictions on how they may be used. The County may use the remaining balance of unrestricted net position of \$161,861 (25.9%) to meet its ongoing obligations to citizens and creditors.

At the end of the current fiscal period, the County is able to report positive balances in all three categories of net position, both for the government as a whole, and for its separate governmental and business-type activities.

	Change in Net Position					
	Governmental Activities		Business-type Activities		Total	
	September 30,	December 31,	September 30,	December 31,	September 30,	December 31,
	2023	2022	2023	2022	2023	2022
Program revenues:						
Charges for services	\$ 48,775	\$ 71,147	\$ 41,883	\$ 56,092	\$ 90,658	\$ 127,239
Operating grants	58,652	85,733	3,040	-	61,692	85,733
Capital grants	7,664	1,510	406	-	8,070	1,510
General revenues:						
Property taxes	179,069	165,180	-	-	179,069	165,180
State revenue sharing	18,099	22,879	-	-	18,099	22,879
Other taxes	10,054	12,490	-	-	10,054	12,490
CSLFRF	31,487	4,481	-	-	31,487	4,481
Other	8,638	(989)	790	(574)	9,428	(1,563)
<b>Total revenues</b>	<b>362,438</b>	<b>362,431</b>	<b>46,119</b>	<b>55,518</b>	<b>408,557</b>	<b>417,949</b>
Expenses:						
General government	31,751	49,155	-	-	31,751	49,155
Public safety	71,913	112,553	-	-	71,913	112,553
Health and welfare	87,303	109,823	-	-	87,303	109,823
Culture and recreation	25,703	18,763	-	-	25,703	18,763
Judicial	39,557	56,277	-	-	39,557	56,277
Community and economic development	10,503	13,404	-	-	10,503	13,404
Public works	602	707	35,837	49,217	36,439	49,924
Interest and fiscal charges	2,254	3,467	-	-	2,254	3,467
Delinquent tax collection	-	-	1,281	745	1,281	745
<b>Total expenses</b>	<b>269,586</b>	<b>364,149</b>	<b>37,118</b>	<b>49,962</b>	<b>306,704</b>	<b>414,111</b>
<b>Change in net position</b>	<b>92,852</b>	<b>(1,718)</b>	<b>9,001</b>	<b>5,556</b>	<b>101,853</b>	<b>3,838</b>
Net position:						
Beginning of period	396,148	397,866	127,804	122,248	523,952	520,114
<b>End of period</b>	<b>\$ 489,000</b>	<b>\$ 396,148</b>	<b>\$ 136,805</b>	<b>\$ 127,804</b>	<b>\$ 625,805</b>	<b>\$ 523,952</b>

# COUNTY OF KENT, MICHIGAN

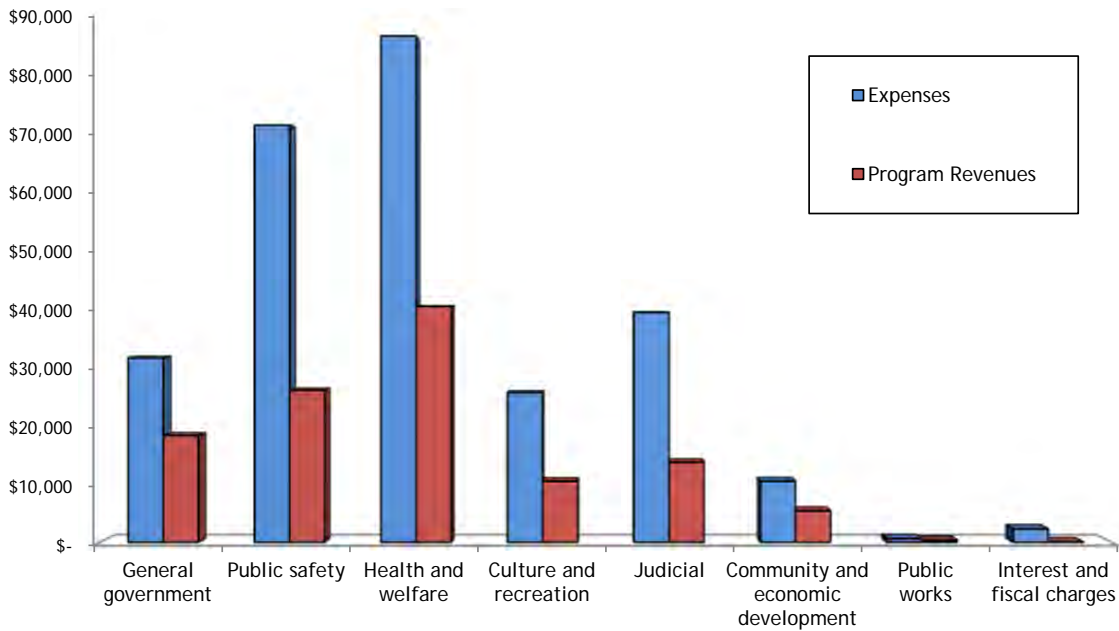
## Management's Discussion and Analysis

The County's net position increased by \$101,853 during the current fiscal period. The majority of this increase is related to decreased expenses related to the net pension and OPEB liabilities. For the period ended September 30, 2023, the County recognized no pension and OPEB expense, as the measurement date of December 31, 2022 is the same as the prior reporting period. As a result of the change to the County's fiscal year end of September 30, 2023, all contributions to the plan during the period are included with deferred outflows of resources for contributions subsequent to the measurement date.

**Governmental Activities.** Governmental activities increased the County's net position by \$92,852. Key elements of this increase include the following:

- Charges for services decreased by \$22,372 due to only 9 months of revenue being record in the current fiscal period and housing market slowing down resulting in less recording fees and transfer tax.
- Operating grants decreased by \$27,081 due to only 9 months of revenue being record in the current fiscal period and reclass of revenue from Coronavirus State and Local Fiscal Recovery funds.
- Capital grants increased by \$6,154 due to donation of land to the County for parks and increased State grants for park land acquisitions.
- Current period property tax revenue increase of \$13,889 related to the increase in the value of taxable property.
- State revenue sharing decreased by \$4,780 primarily due to 3 quarters for State Revenue Sharing being recorded compared to 4 quarters.
- Other taxes decreased by \$2,436 due to decrease in monthly transient lodging revenue earned resulting from the year end change.
- CSLFRF revenue increased by \$27,006 due to the use of the Coronavirus State and Local Fiscal Recovery funds.
- Other revenue increased by \$9,627 due to an increase in unrestricted investment earnings as a result of market conditions.
- Overall expenses decreased by \$94,563 primarily due to a decrease in pension and OPEB expenses resulting from the year-end change as noted above.

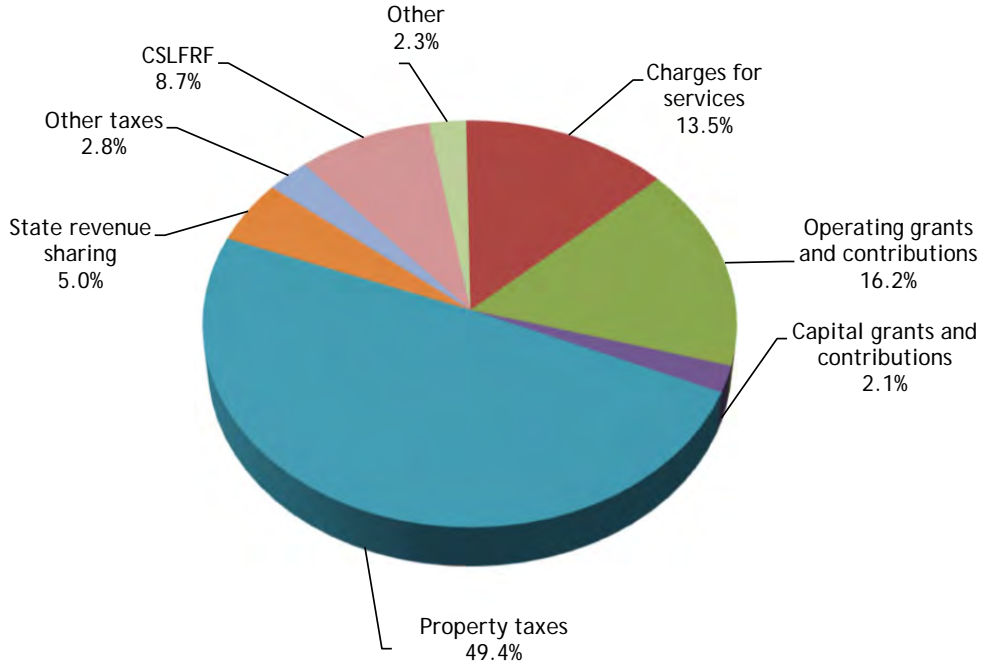
**Expenses and Program Revenues - Governmental Activities**



**COUNTY OF KENT, MICHIGAN**

**Management's Discussion and Analysis**

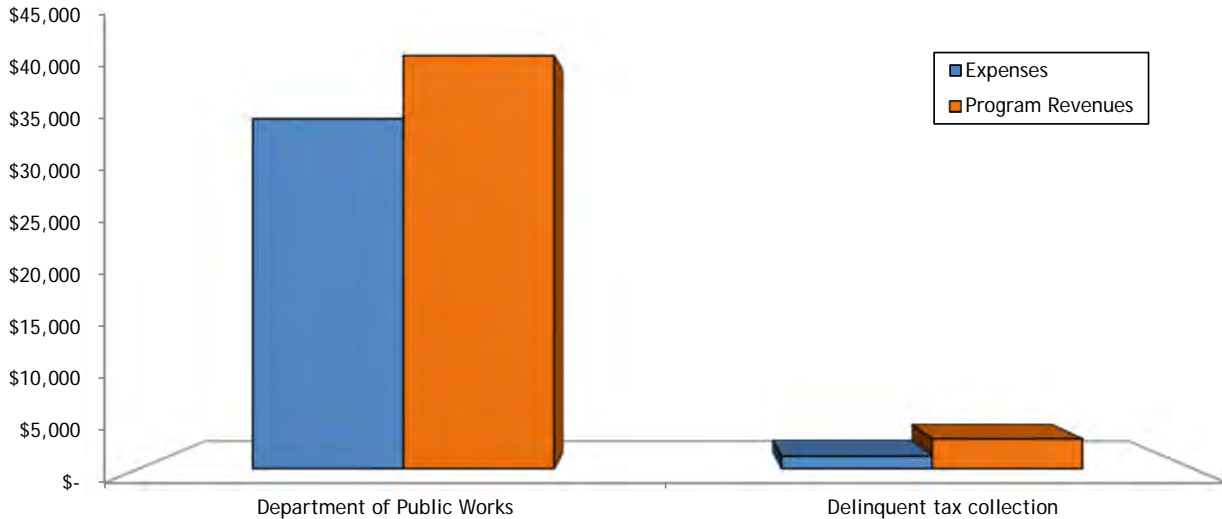
**Revenues by Source - Governmental Activities**



**Business-type Activities.** Business-type activities increased the County’s net position by \$9,001. Key elements of this increase include the following:

- Charges for services revenue decreased by \$14,209 primarily related to the year-end change with only 9 months of revenues in the current fiscal period.
- Public works expenses decreased by \$13,380 primarily due to the year-end change with only 9 months of expenses in the current fiscal period and the decrease in pension and OPEB expenses as noted above.

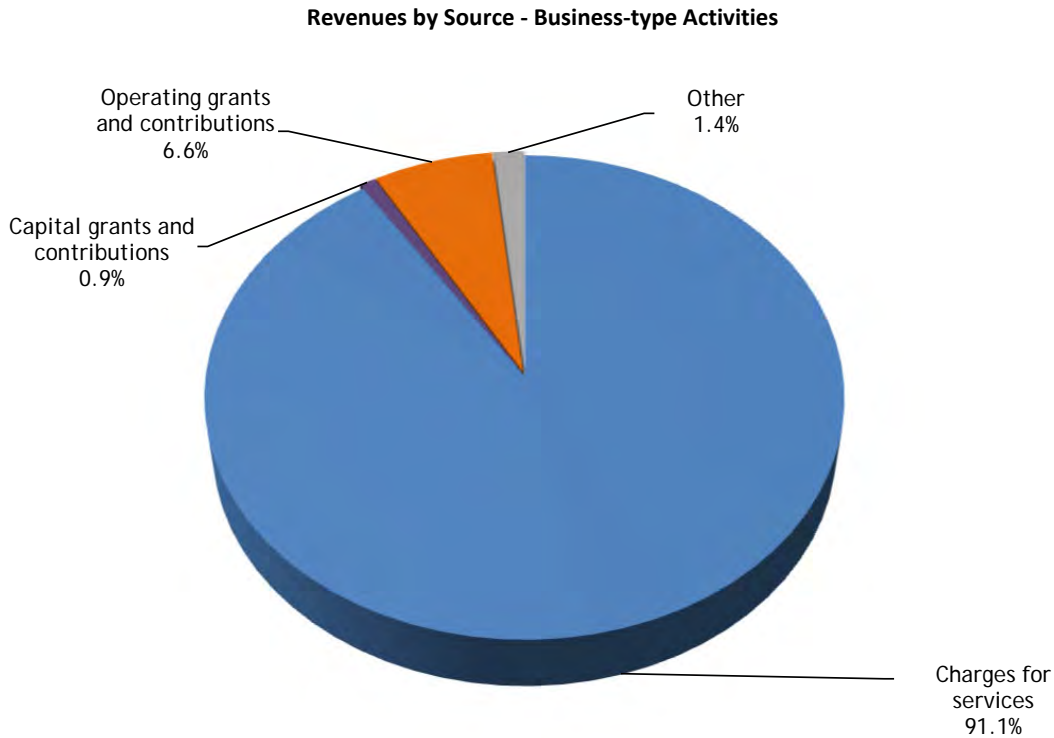
**Expenses and Program Revenues - Business-type Activities**





# COUNTY OF KENT, MICHIGAN

## Management's Discussion and Analysis



### Financial Analysis of the County's Funds

As noted earlier, the County uses fund accounting to ensure and demonstrate compliance with finance-related legal requirements.

**Governmental Funds.** The focus of the County's governmental funds is to provide information on near-term inflows, outflows, and balances of spendable resources. Such information is useful in assessing the County's financing requirements. In particular, unassigned fund balance may serve as a useful measure of a government's net resources available for spending at the end of the fiscal year.

As of the end of the current fiscal period, the County's governmental funds reported combined ending fund balances of \$225,621, an increase of \$40,882 from the prior year. Of this amount, 31.2% (\$70,489) constitutes unassigned fund balance, which is available for spending at the government's discretion, however it is limited to the minimum fund balance requirements per the County's Fund Balance policy. The remainder of fund balance is reserved to indicate that it is not available for new spending because it is classified as one of the following: A) Nonspendable for 1) inventories and prepaids (\$1,377), or 2) long-term cash advances to the Drainage District (\$1,091); B) Restricted for use per external/third party mandates (\$107,708); C) is committed for economic stabilization (\$35,366); or D) has been assigned for other specific uses in the County's general operations (\$9,591).

The General Fund is the chief operating fund of the County. At the end of the current fiscal period, unassigned fund balance of the General Fund was \$70,489 while total fund balance amounted to \$108,267. As a measure of the General Fund's liquidity, it may be useful to compare both unassigned fund balance and total fund balance to total fund expenditures. Unassigned fund balance represents 57.3% of total General Fund expenditures, while total fund balance represents 88.0% of that same amount.

## COUNTY OF KENT, MICHIGAN

### Management's Discussion and Analysis

The fund balance of the County's General Fund increased by \$21,357 during the current fiscal period. Key factors in this change are as follows:

- Increasing property tax values resulting in an increase in current property tax revenues of \$8,944.
- Intergovernmental revenues decreased by \$4,959 due to change in fiscal year end resulting in less State Shared Revenue offset by increase in State liquor tax.
- Charges for services decreased by \$8,143 due to change in fiscal year-end and less real estate sales.
- Investment earning increased \$7,290 due to investment gains.
- Contributions and reimbursements decreased by \$5,051 due to less reimbursements from ARPA funding.
- General government expenditures decreased \$6,059 due to change in fiscal year end resulting in decrease in salaries and utility expenditures.
- Public safety expenditures decreased \$13,554 due to change in fiscal year end resulting in decrease in salaries.
- Judicial expenditures decreased \$5,240 due to change in fiscal year end resulting in decrease in salaries.
- Transfers decreased \$6,175 due to decreased transfers from the corrections and detention department.

The Coronavirus Fund accounts for the funding received to mitigate and respond to the effects of the public health emergency. Revenues are provided through Federal and State grants. Ending fund balance was \$3,531 and is attributable to interest earned on pooled cash and FEMA grant.

The Public Improvement Fund accounts for revenue set aside for public improvements. The ending fund balance decreased by \$1,212, and is primarily attributable to increase expenditures for capital improvement projects.

**Proprietary Funds.** The County's proprietary fund financial statements provide the same type of information found in the government-wide financial statements, but in more detail.

#### General Fund Budgetary Highlights

During the period, significant changes between original and final amended budget are as follows:

- The budget for intergovernmental revenues was increased by \$1,005, related to State liquor tax exceeding State projection.
- The budget for transfers out was increased by \$8,732, primarily related to a transfer for the establishment of the Insurance Authority internal service fund.

The General Fund budgeted for an increase in fund balance of \$8,033 and the actual change in fund balance was an increase of \$21,357. Significant budgetary variances are as follows:

- \$3,488 of tax revenue were more than budgeted primarily due to an increase taxable value.
- \$1,351 of intergovernmental revenue were more than budgeted primarily due to State grant court equity higher than expected due to timing of receipts.
- \$4,290 of investment earnings were more than budgeted primarily due to investment market returns.
- General government expenditures were under budget by \$1,665 primarily due to software being budgeted based on 12 months, but the costs were annual and paid in prior year. Salaries were less due to new employees budgeted for full year, but not hired at beginning of year.
- \$1,296 of judicial expenditures were less than budgeted primarily due to attorney fees moving to Indigent Defense grant.
- Transfers in were under budget by \$2,006 due to reduced transfers from the Corrections and Detention special revenue fund.
- Transfers out were less than budgeted by \$1,929 due to decrease in transfers required by the Health Department and Child Care special revenue funds, more expenditures were covered by grant funding.

# COUNTY OF KENT, MICHIGAN

## Management's Discussion and Analysis

### Capital Asset and Debt Administration

**Capital Assets.** The County's capital assets for its governmental and business-type activities as of September 30, 2023 amounted to \$412,615 (net of accumulated depreciation/amortization). This investment in capital assets includes land, buildings, land improvements, machinery and equipment, park facilities, property development rights, motor vehicles, drains, landfill cells, and lease and subscription assets. The net increase in the County's investment in capital assets for the current fiscal period was \$35,773 (a \$14,782 increase for governmental activities and a \$20,991 increase for business-type activities).

Major capital asset events during the current fiscal period included the following:

- \$4,094 increase in land primarily related to Silver Lake property (\$1,350), Townsend Park land (\$1,725), and Two Rivers land (\$875).
- \$21,187 increase in building and improvements primarily related to the North County Campus (\$13,054), Fleet Facility (\$3,906), Parks Office & Visitors Center (\$2,643), and new Pygmy Hippo habitat (\$1,427).
- \$16,117 increase in construction in progress in business-type activities primarily related to NKT building (\$7,972), refuse crane (\$5,822), and system and data acquisition (\$2,023).

	Capital Assets (Net of Depreciation/Amortization)					
	Governmental Activities		Business-type Activities		Total	
	September 30,	December 31,	September 30,	December 31,	September 30,	December 31,
	2023	2022	2023	2022	2023	2022
Land	\$ 91,886	\$ 87,792	\$ 6,199	\$ 6,199	\$ 98,085	\$ 93,991
Property easements	37	37	-	-	37	37
Construction in progress	10,942	21,041	24,356	8,239	35,298	29,280
Landfill cells	-	-	13,295	9,598	13,295	9,598
Land improvements	17,402	17,526	2,997	2,960	20,399	20,486
Buildings and improvements	186,558	165,371	21,098	23,081	207,656	188,452
Machinery and equipment	13,991	14,235	11,892	9,719	25,883	23,954
Motor vehicles	6,093	5,461	616	355	6,709	5,816
Infrastructure	2,234	2,351	-	-	2,234	2,351
Animals	4	8	-	-	4	8
Lease assets	353	159	754	65	1,107	224
Subscription assets	1,908	2,645	-	-	1,908	2,645
<b>Total capital assets, net</b>	<b>\$ 331,408</b>	<b>\$ 316,626</b>	<b>\$ 81,207</b>	<b>\$ 60,216</b>	<b>\$ 412,615</b>	<b>\$ 376,842</b>

Additional information on the County's capital assets can be found in Note 7 of this report.

**Long-term Debt.** At the end of the current fiscal period, the County had total installment debt outstanding with a face amount of \$106,186.

	Installment Debt					
	Governmental Activities		Business-type Activities		Total	
	September 30,	December 31,	September 30,	December 31,	September 30,	December 31,
	2023	2022	2023	2022	2023	2022
General obligation bonds	\$ 88,180	\$ 96,830	\$ 4,915	\$ 4,915	\$ 93,095	\$ 101,745
Notes payable	-	-	12,830	17,200	12,830	17,200
Contracts payable	261	2,381	-	-	261	2,381
<b>Total</b>	<b>\$ 88,441</b>	<b>\$ 99,211</b>	<b>\$ 17,745</b>	<b>\$ 22,115</b>	<b>\$ 106,186</b>	<b>\$ 121,326</b>

## COUNTY OF KENT, MICHIGAN

### Management's Discussion and Analysis

The County's total installment debt decreased by \$15,140 (12.5%) during the current fiscal period. The net decrease was mainly attributable to debt payments throughout the fiscal period.

The County maintains an "AAA" rating from Standard & Poor's and "Aaa" rating from Moody's for its general obligation debt.

State statutes limit the amount of general obligation debt a governmental entity may issue to 10% of its total state equalized valuation. The current debt limitation for the County is \$4,197,892 which is significantly higher than the County's outstanding general obligation debt.

Additional information on the County's long-term debt can be found in Note 8 of this report.

#### Economic Factors and Next Year's Budget and Rates

- The average annual unemployment rate for the County for 2023 was 3.4%, which decreased 0.1% from 2022, related to employees returning to the workforce following the COVID-19 pandemic. This is significantly below the State average annual unemployment rate of 3.9% for 2023.
- Inflationary trends in the region compare favorably to national indices.

The County considered these factors in preparing its budget for the 2024 fiscal year.

At September 30, 2023, unassigned fund balance in the General Fund was \$70,489. The County was able to adopt a balanced budget for the 2024 fiscal year without appropriating additional spending, or the need to raise taxes or charges above the current recommended levels during the 2024 fiscal year.

#### Requests for Information

This financial report is designed to provide a general overview of the County's finances for all those with an interest in the County of Kent's finances. Questions concerning any of the information provided in this report, or requests for additional financial information, may be addressed to the Fiscal Services Director, County Administration Building, 300 Monroe Avenue N.W., Grand Rapids, Michigan 49503-2221.

**This page intentionally left blank.**

## **BASIC FINANCIAL STATEMENTS**

COUNTY OF KENT, MICHIGAN

**Statement of Net Position**  
September 30, 2023

	Primary Government			Component Units
	Governmental Activities	Business-type Activities	Total	
<b>Assets</b>				
Cash, investments, and accrued interest	\$ 235,157,141	\$ 105,069,626	\$ 340,226,767	\$ 64,413,500
Receivables, net	88,930,405	8,085,270	97,015,675	56,058,509
Internal balances	230,009	(230,009)	-	-
Due from component units	1,612,075	-	1,612,075	-
Restricted cash, investments, and accrued interest	93,595,583	8,768,731	102,364,314	103,961,421
Restricted receivables	-	10,199,861	10,199,861	1,257,406
Other assets	2,446,064	240,573	2,686,637	5,917,563
Advances to component units	1,090,956	-	1,090,956	-
Net pension asset	-	-	-	1,138,541
Net OPEB asset	-	-	-	1,797,793
Capital assets not being depreciated/amortized	102,865,223	30,554,574	133,419,797	122,058,346
Capital assets being depreciated/amortized, net	228,543,086	50,652,623	279,195,709	685,668,340
<b>Total assets</b>	<b>754,470,542</b>	<b>213,341,249</b>	<b>967,811,791</b>	<b>1,042,271,419</b>
<b>Deferred outflows of resources</b>				
Deferred charge on bond refunding, net	544,729	166,195	710,924	3,278,721
Deferred pension amounts	131,236,191	5,123,747	136,359,938	6,423,742
Deferred OPEB amounts	15,442,126	600,200	16,042,326	1,195,817
<b>Total deferred outflows of resources</b>	<b>147,223,046</b>	<b>5,890,142</b>	<b>153,113,188</b>	<b>10,898,280</b>
<b>Liabilities</b>				
Accounts payable and accrued liabilities	37,450,973	13,929,300	51,380,273	33,931,804
Due to primary government	-	-	-	1,612,075
Unearned revenue	94,578,245	-	94,578,245	4,619,066
Advances from primary government	-	-	-	1,090,956
Bonds, notes and other long-term liabilities:				
Due within one year	17,269,011	5,536,395	22,805,406	15,974,657
Due in more than one year	94,481,165	56,882,406	151,363,571	267,840,306
Net pension liability (due in more than one year)	126,018,670	4,969,285	130,987,955	-
Net OPEB liability (due in more than one year)	21,563,335	813,026	22,376,361	-
<b>Total liabilities</b>	<b>391,361,399</b>	<b>82,130,412</b>	<b>473,491,811</b>	<b>325,068,864</b>
<b>Deferred inflows of resources</b>				
Deferred lease amounts	13,710,833	-	13,710,833	12,144,426
Deferred pension amounts	1,418,375	54,929	1,473,304	209,244
Deferred OPEB amounts	6,202,669	241,221	6,443,890	566,992
<b>Total deferred inflows of resources</b>	<b>21,331,877</b>	<b>296,150</b>	<b>21,628,027</b>	<b>12,920,662</b>
<b>Net position</b>				
Net investment in capital assets	265,557,101	73,838,806	339,395,907	596,357,420
Restricted for:				
Public safety	16,957,962	-	16,957,962	-
Health and welfare	21,074,270	-	21,074,270	-
Judicial	1,583,828	-	1,583,828	-
Community and economic development	19,096,894	-	19,096,894	-
Debt service	-	6,096,592	6,096,592	10,580,595
Capital projects	57,020,716	-	57,020,716	26,119,437
Property tax foreclosures	-	1,645,693	1,645,693	-
Pension benefits	-	-	-	1,138,541
OPEB benefits	-	-	-	1,797,793
Other state mandated programs	1,072,072	-	1,072,072	-
Unrestricted	106,637,469	55,223,738	161,861,207	79,186,387
<b>Total net position</b>	<b>\$ 489,000,312</b>	<b>\$ 136,804,829</b>	<b>\$ 625,805,141</b>	<b>\$ 715,180,173</b>

The accompanying notes are an integral part of these basic financial statements.

**COUNTY OF KENT, MICHIGAN**

**Statement of Activities**

For the Period Ended September 30, 2023

Functions / Programs	Expenses	Program Revenues			Net (Expense) Revenue
		Charges for Services	Operating Grants and Contributions	Capital Grants and Contributions	
<b>Primary government</b>					
Governmental activities:					
General government	\$ 31,751,182	\$ 11,774,332	\$ 6,529,214	\$ 44,766	\$ (13,402,870)
Public safety	71,913,376	21,906,523	4,251,365	-	(45,755,488)
Health and welfare	87,302,844	3,483,613	37,142,510	-	(46,676,721)
Culture and recreation	25,702,795	2,838,981	41,122	7,618,850	(15,203,842)
Judicial	39,556,723	3,610,854	10,146,526	-	(25,799,343)
Community and economic development	10,503,268	5,122,481	242,466	-	(5,138,321)
Public works	601,351	38,406	298,347	-	(264,598)
Interest and fiscal charges	2,253,889	-	-	-	(2,253,889)
<b>Total governmental activities</b>	<b>269,585,428</b>	<b>48,775,190</b>	<b>58,651,550</b>	<b>7,663,616</b>	<b>(154,495,072)</b>
Business-type activities:					
Public works	35,837,469	38,847,306	3,040,397	406,000	6,456,234
Delinquent tax collection and administration	1,280,843	3,036,165	-	-	1,755,322
<b>Total business-type activities</b>	<b>37,118,312</b>	<b>41,883,471</b>	<b>3,040,397</b>	<b>406,000</b>	<b>8,211,556</b>
<b>Total primary government</b>	<b>\$ 306,703,740</b>	<b>\$ 90,658,661</b>	<b>\$ 61,691,947</b>	<b>\$ 8,069,616</b>	<b>\$ (146,283,516)</b>
<b>Component units</b>					
Road Commission	\$ 85,641,473	\$ 1,584,436	\$ 87,038,685	\$ 9,913,262	\$ 12,894,910
Drainage Districts	2,486,070	-	2,249,972	1,738,086	1,501,988
Housing Commission	4,068,362	757	3,968,164	-	(99,441)
Airport Authority	70,422,457	59,859,970	10,715,068	15,779,187	15,931,768
<b>Total component units</b>	<b>\$ 162,618,362</b>	<b>\$ 61,445,163</b>	<b>\$ 103,971,889</b>	<b>\$ 27,430,535</b>	<b>\$ 30,229,225</b>

continued...



## COUNTY OF KENT, MICHIGAN

### Statement of Activities

For the Period Ended September 30, 2023

	Primary Government			Component Units
	Governmental Activities	Business-type Activities	Total	
<b>Changes in net position</b>				
Net revenue (expense)	\$ (154,495,072)	\$ 8,211,556	\$ (146,283,516)	\$ 30,229,225
General revenues:				
Property taxes	179,068,996	-	179,068,996	-
Lodging excise taxes	10,054,121	-	10,054,121	-
Coronavirus State and Local Fiscal Recovery funds, not restricted to a specific program	31,487,479	-	31,487,479	-
State revenue sharing	18,098,959	-	18,098,959	-
Unrestricted investment earnings	8,608,694	664,030	9,272,724	2,599,703
Gain on sale of capital assets	-	125,270	125,270	5,494,163
Other revenues	29,224	-	29,224	1,191,299
Total general revenues	247,347,473	789,300	248,136,773	9,285,165
<b>Change in net position</b>	92,852,401	9,000,856	101,853,257	39,514,390
Net position, beginning of period, as restated	396,147,911	127,803,973	523,951,884	675,665,783
<b>Net position, end of period</b>	<u>\$ 489,000,312</u>	<u>\$ 136,804,829</u>	<u>\$ 625,805,141</u>	<u>\$ 715,180,173</u>

concluded

The accompanying notes are an integral part of these basic financial statements.

**This page intentionally left blank.**

## COUNTY OF KENT, MICHIGAN

### Balance Sheet

Governmental Funds  
September 30, 2023

	General Fund	Coronavirus	Public Improvement	Nonmajor Governmental Funds	Total Governmental Funds
<b>Assets</b>					
Cash, investments, and accrued interest	\$ 103,716,868	\$ -	\$ 47,336,984	\$ 67,838,852	\$ 218,892,704
Restricted cash	-	93,595,583	-	-	93,595,583
Receivables, net:					
Accounts	1,161,696	-	-	13,521,233	14,682,929
Property taxes	18,644,953	-	-	-	18,644,953
Due from other governments	3,488,214	2,417,906	1,971,153	12,911,737	20,789,010
Loans	-	-	-	1,498,928	1,498,928
Installment sales agreement	-	-	-	18,195,826	18,195,826
Leases	13,710,833	-	-	-	13,710,833
Due from other funds	8,602,010	-	4,037,262	4,397,488	17,036,760
Due from component units	1,612,075	-	-	-	1,612,075
Advances to component units	1,090,956	-	-	-	1,090,956
Inventories	155,649	-	-	1,007,694	1,163,343
Prepays	884,109	-	-	54,503	938,612
<b>Total assets</b>	<b>\$ 153,067,363</b>	<b>\$ 96,013,489</b>	<b>\$ 53,345,399</b>	<b>\$ 119,426,261</b>	<b>\$ 421,852,512</b>
<b>Liabilities</b>					
Accounts payable	\$ 3,560,866	\$ 112,356	\$ 2,868,331	\$ 16,614,292	\$ 23,155,845
Accrued liabilities	4,811,108	-	-	2,158,165	6,969,273
Due to other governments	6,249	-	-	100,435	106,684
Due to other funds	18,072,131	47,925	39,350	8,874,371	27,033,777
Unearned revenue	492,956	92,322,432	-	1,762,857	94,578,245
<b>Total liabilities</b>	<b>26,943,310</b>	<b>92,482,713</b>	<b>2,907,681</b>	<b>29,510,120</b>	<b>151,843,824</b>
<b>Deferred inflows of resources</b>					
Deferred lease amounts	13,710,833	-	-	-	13,710,833
Unavailable revenue - installment sales agreement	-	-	-	18,195,826	18,195,826
Unavailable revenue - opioid settlement	-	-	-	6,835,359	6,835,359
Unavailable revenue - loans receivable	-	-	-	1,498,928	1,498,928
Unavailable revenue - property taxes	4,146,247	-	-	-	4,146,247
<b>Total deferred inflows of resources</b>	<b>17,857,080</b>	<b>-</b>	<b>-</b>	<b>26,530,113</b>	<b>44,387,193</b>
<b>Fund balances</b>					
Nonspendable	2,130,714	-	-	336,876	2,467,590
Restricted	-	212,083	50,437,718	57,058,540	107,708,341
Committed	35,365,728	-	-	-	35,365,728
Assigned	281,438	3,318,693	-	5,990,612	9,590,743
Unassigned	70,489,093	-	-	-	70,489,093
<b>Total fund balances</b>	<b>108,266,973</b>	<b>3,530,776</b>	<b>50,437,718</b>	<b>63,386,028</b>	<b>225,621,495</b>
<b>Total liabilities, deferred inflows of resources and fund balances</b>	<b>\$ 153,067,363</b>	<b>\$ 96,013,489</b>	<b>\$ 53,345,399</b>	<b>\$ 119,426,261</b>	<b>\$ 421,852,512</b>

The accompanying notes are an integral part of these basic financial statements.

## COUNTY OF KENT, MICHIGAN

### Reconciliation

Fund Balances for Governmental Funds  
to Net Position of Governmental Activities  
September 30, 2023

**Fund balances - total governmental funds** \$ 225,621,495

Amounts reported for *governmental activities* in the statement of net position are different because:

Capital assets used in governmental activities are not financial resources, and therefore are not reported in the fund statements.

Capital assets not being depreciated/amortized	102,865,223
Capital assets being depreciated/amortized, net	227,634,888

The focus of governmental funds is on short-term financing. Accordingly, some assets will not be available to pay for current-period expenditures. Those assets (such as certain receivables) are offset by deferred inflows of resources in the governmental funds, and thus are not included in fund balance.

Deferred inflows for installment sales agreement receivable	18,195,826
Deferred inflows for opioid settlement	6,835,359
Deferred inflows for loans receivable	1,498,928
Deferred inflows for property taxes receivable	4,146,247

Internal service funds are used by management to charge the costs of certain activities, such as insurance and other centralized costs, to individual funds. The assets and liabilities of certain internal service funds are included in governmental activities.

Net position of governmental activities accounted for in internal service funds:	
Total internal service fund net position	22,943,424
Internal service fund net position accounted for in business-type activities	229,759

Certain liabilities, such as bonds payable, and deferred outflows of resources are not due and payable in the current period or do not represent current financial resources, and therefore are not reported in the funds.

Bonds, notes and other long-term liabilities	(90,329,146)
Deferred charge on advance bond refundings, net	544,729
Bond premiums/discounts, net	(13,022,671)
Pollution remediation liability	(24,529)
Compensated absences	(8,373,830)
Accrued interest on bonds, notes and other long-term liabilities	(1,240,658)

Certain pension and other postemployment benefit-related amounts, such as the net pension liability and other postemployment benefit liability and deferred amounts are not due and payable in the current period or do not represent current financial resources and therefore are not reported in the funds.

Net pension liability	(126,018,670)
Deferred outflows related to the net pension liability	131,236,191
Deferred inflows related to the net pension liability	(1,418,375)
Net OPEB liability	(21,563,335)
Deferred outflows related to the net OPEB liability	15,442,126
Deferred inflows related to the net OPEB liability	(6,202,669)

**Net position of governmental activities** \$ 489,000,312

The accompanying notes are an integral part of these basic financial statements.

## COUNTY OF KENT, MICHIGAN

### Statement of Revenues, Expenditures and Changes in Fund Balances

Governmental Funds

For the Period Ended September 30, 2023

	General Fund	Coronavirus	Public Improvement	Nonmajor Governmental Funds	Total Governmental Funds
<b>Revenues</b>					
Taxes	\$ 122,786,270	\$ -	\$ -	\$ 64,266,973	\$ 187,053,243
Licenses and permits	23,783	-	-	614,026	637,809
Intergovernmental	22,276,927	31,617,351	2,695,553	42,559,881	99,149,712
Charges for services	22,232,986	-	-	20,382,193	42,615,179
Fines and forfeitures	1,189,249	-	-	235,604	1,424,853
Investment earnings	5,076,526	1,464,729	-	1,562,777	8,104,032
Contributions and reimbursements	2,844,940	-	-	9,703,643	12,548,583
Other	2,790,159	-	-	3,964,742	6,754,901
<b>Total revenues</b>	<b>179,220,840</b>	<b>33,082,080</b>	<b>2,695,553</b>	<b>143,289,839</b>	<b>358,288,312</b>
<b>Expenditures</b>					
Current:					
General government	30,383,510	135,585	-	668,423	31,187,518
Public safety	58,544,888	1,598,468	-	19,427,700	79,571,056
Health and welfare	6,699,789	9,472,878	-	73,431,875	89,604,542
Culture and recreation	5,145,193	6,591,200	-	12,290,074	24,026,467
Judicial	19,714,541	-	-	20,869,423	40,583,964
Community and economic development	900,922	7,204,265	-	2,481,352	10,586,539
Public works	507,696	146,648	-	-	654,344
Debt service:					
Principal	1,087,446	-	-	9,329,481	10,416,927
Interest and fiscal charges	56,236	-	-	2,751,743	2,807,979
Capital outlay	-	-	18,620,362	118,142	18,738,504
<b>Total expenditures</b>	<b>123,040,221</b>	<b>25,149,044</b>	<b>18,620,362</b>	<b>141,368,213</b>	<b>308,177,840</b>
Revenues over (under) expenditures	56,180,619	7,933,036	(15,924,809)	1,921,626	50,110,472
<b>Other financing sources (uses)</b>					
Transfers in	12,612,694	-	15,355,640	32,876,506	60,844,840
Transfers out	(48,403,585)	(6,468,513)	(643,317)	(15,549,425)	(71,064,840)
Issuance of long-term liabilities	300,199	-	-	-	300,199
Proceeds from sale of capital assets	666,708	-	-	24,898	691,606
<b>Total other financing sources (uses)</b>	<b>(34,823,984)</b>	<b>(6,468,513)</b>	<b>14,712,323</b>	<b>17,351,979</b>	<b>(9,228,195)</b>
<b>Net change in fund balances</b>	<b>21,356,635</b>	<b>1,464,523</b>	<b>(1,212,486)</b>	<b>19,273,605</b>	<b>40,882,277</b>
Fund balances, beginning of period	86,910,338	2,066,253	51,650,204	44,112,423	184,739,218
<b>Fund balances, end of period</b>	<b>\$ 108,266,973</b>	<b>\$ 3,530,776</b>	<b>\$ 50,437,718</b>	<b>\$ 63,386,028</b>	<b>\$ 225,621,495</b>

The accompanying notes are an integral part of these basic financial statements.

## COUNTY OF KENT, MICHIGAN

### Reconciliation

Net Changes in Fund Balances of Governmental Funds  
to Change in Net Position of Governmental Activities  
For the Period Ended September 30, 2023

**Net change in fund balances - total governmental funds** \$ 40,882,277

Amounts reported for *governmental activities* in the statement of activities are different because:

Governmental funds report capital outlays as expenditures. However, in the statement of activities, the cost of those assets is allocated over their estimated useful lives and reported as depreciation/amortization expense.

Capital assets purchased/constructed	21,705,668
Donated capital assets	4,968,063
Depreciation/amortization expense	(8,988,725)
Proceeds from sale of capital assets	(691,606)
Loss on sale of capital assets	(654,761)

Revenues in the statement of activities that do not provide current financial resources are not reported as revenues in the funds, but rather are deferred to the following fiscal period.

Net change in deferred inflows for installment sales agreement	(2,021,553)
Net change in deferred inflows for opioid settlement	(1,143,134)
Net change in deferred inflows for loans receivable	(31,963)
Net change in deferred inflows for property taxes receivable	2,069,874

Bond proceeds provide current financial resources to governmental funds in the period issued, but issuing bonds increases bonds, notes and other long-term liabilities in the statement of net position. Repayment of bond principal is an expenditure in the governmental funds, but the repayment reduces bonds, notes and other long-term liabilities in the statement of net position.

Principal payments on bonds, notes and other long-term liabilities	10,416,927
Issuance of long-term liabilities	(300,199)

Some expenses reported in the statement of activities do not require the use of current financial resources and therefore are not reported as expenditures in governmental funds.

Change in accrued interest payable on bonds, notes and other long-term liabilities	(654,087)
Amortization of bond premiums/discounts	1,288,818
Amortization of deferred charge on advance bond refundings	(80,641)
Change in the accrual for compensated absences	1,825,473
Change in the net pension liability and related deferred amounts	8,732,867
Change in the net other postemployment benefit liability and related deferred amounts	5,254,647

An internal service fund is used by management to charge the costs of certain services to individual governmental funds. The net revenue (expense) attributable to those funds is reported with governmental activities.

Net operating loss of the internal service funds	(967,155)
Operating loss of the internal service funds allocated to business-type activities	179,763
Interest earnings from internal service funds	838,097
Gain on sale of capital assets from internal service funds	3,751
Operating transfers accounted for in the internal service funds	10,220,000

**Change in net position of governmental activities** \$ 92,852,401

The accompanying notes are an integral part of these basic financial statements.

# COUNTY OF KENT, MICHIGAN

## Statement of Net Position

Proprietary Funds  
September 30, 2023

	Business-type Activities - Enterprise Funds			Governmental Activities
	Delinquent Tax Revolving	Department of Public Works	Total	Internal Service Funds
<b>Assets</b>				
Current assets:				
Cash, investments, and accrued interest	\$ 11,164,363	\$ 93,905,263	\$ 105,069,626	\$ 16,264,437
Accounts receivable, net	-	6,123,649	6,123,649	1,388,176
Taxes receivable	248,383	-	248,383	-
Due from other governments	1,713,238	-	1,713,238	19,750
Due from other funds	-	475,731	475,731	10,000,267
Prepays	-	240,573	240,573	344,109
Restricted cash, investments, and accrued interest	5,801,171	-	5,801,171	-
Restricted receivables	10,199,861	-	10,199,861	-
<b>Total current assets</b>	<b>29,127,016</b>	<b>100,745,216</b>	<b>129,872,232</b>	<b>28,016,739</b>
Noncurrent assets:				
Restricted cash, investments and accrued interest	-	2,967,560	2,967,560	-
Capital assets not being depreciated/amortized	-	30,554,574	30,554,574	-
Capital assets being depreciated/amortized, net	-	50,652,623	50,652,623	908,198
<b>Total noncurrent assets</b>	<b>-</b>	<b>84,174,757</b>	<b>84,174,757</b>	<b>908,198</b>
<b>Total assets</b>	<b>29,127,016</b>	<b>184,919,973</b>	<b>214,046,989</b>	<b>28,924,937</b>
<b>Deferred outflows of resources</b>				
Deferred charge on bond refunding, net	-	166,195	166,195	-
Deferred pension amounts	-	5,123,747	5,123,747	-
Deferred OPEB amounts	-	600,200	600,200	-
<b>Total deferred outflows of resources</b>	<b>-</b>	<b>5,890,142</b>	<b>5,890,142</b>	<b>-</b>

continued...

# COUNTY OF KENT, MICHIGAN

## Statement of Net Position

Proprietary Funds  
September 30, 2023

	Business-type Activities - Enterprise Funds			Governmental Activities
	Delinquent Tax Revolving	Department of Public Works	Total	Internal Service Funds
<b>Liabilities</b>				
Current liabilities:				
Accounts payable	\$ 696,923	\$ 10,813,491	\$ 11,510,414	\$ 2,106,105
Accrued liabilities	1,791,254	489,486	2,280,740	3,872,408
Due to other funds	-	475,981	475,981	3,000
Accrued interest	42,000	96,146	138,146	-
Current portion of long-term debt	4,200,000	1,206,979	5,406,979	-
Current portion of lease liability	-	129,416	129,416	-
<b>Total current liabilities</b>	<b>6,730,177</b>	<b>13,211,499</b>	<b>19,941,676</b>	<b>5,981,513</b>
Noncurrent liabilities, net of current portion:				
Long-term debt	8,630,000	47,622,159	56,252,159	-
Lease liability	-	630,247	630,247	-
Net pension liability	-	4,969,285	4,969,285	-
Net OPEB liability	-	813,026	813,026	-
<b>Total noncurrent liabilities</b>	<b>8,630,000</b>	<b>54,034,717</b>	<b>62,664,717</b>	<b>-</b>
<b>Total liabilities</b>	<b>15,360,177</b>	<b>67,246,216</b>	<b>82,606,393</b>	<b>5,981,513</b>
<b>Deferred inflows of resources</b>				
Deferred pension amounts	-	54,929	54,929	-
Deferred OPEB amounts	-	241,221	241,221	-
<b>Total deferred inflows of resources</b>	<b>-</b>	<b>296,150</b>	<b>296,150</b>	<b>-</b>
<b>Net position</b>				
Net investment in capital assets	-	73,838,806	73,838,806	815,226
Restricted for:				
Debt service	3,129,032	2,967,560	6,096,592	-
Property tax foreclosures	1,645,693	-	1,645,693	-
Unrestricted	8,992,114	46,461,383	55,453,497	22,128,198
<b>Total net position</b>	<b>\$ 13,766,839</b>	<b>\$ 123,267,749</b>	<b>\$ 137,034,588</b>	<b>\$ 22,943,424</b>

concluded

The accompanying notes are an integral part of these basic financial statements.



**This page intentionally left blank.**

## COUNTY OF KENT, MICHIGAN

### Reconciliation

Net Position of Enterprise Funds  
to Net Position of Business-type Activities  
September 30, 2023

**Net position - total enterprise funds** \$ 137,034,588

Amounts reported for *business-type activities* in the statement of net position are different because:

Internal service funds are used by management to charge the costs of certain activities, such as insurance and other centralized costs, to individual funds. A portion of the net position of the internal service funds is allocated to the enterprise funds and reported in the statement of net position.

Net position of business-type activities accounted for in governmental-type internal service funds

(229,759)

**Net position of business-type activities**

\$ 136,804,829

The accompanying notes are an integral part of these basic financial statements.

# COUNTY OF KENT, MICHIGAN

## Statement of Net Position

Proprietary Funds  
September 30, 2023

	Business-type Activities - Enterprise Funds			Governmental Activities
	Delinquent Tax Revolving	Department of Public Works	Total	Internal Service Funds
<b>Assets</b>				
Current assets:				
Cash, investments, and accrued interest	\$ 11,164,363	\$ 93,905,263	\$ 105,069,626	\$ 16,264,437
Accounts receivable, net	-	6,123,649	6,123,649	1,388,176
Taxes receivable	248,383	-	248,383	-
Due from other governments	1,713,238	-	1,713,238	19,750
Due from other funds	-	475,731	475,731	10,000,267
Prepays	-	240,573	240,573	344,109
Restricted cash, investments, and accrued interest	5,801,171	-	5,801,171	-
Restricted receivables	10,199,861	-	10,199,861	-
<b>Total current assets</b>	<b>29,127,016</b>	<b>100,745,216</b>	<b>129,872,232</b>	<b>28,016,739</b>
Noncurrent assets:				
Restricted cash, investments and accrued interest	-	2,967,560	2,967,560	-
Capital assets not being depreciated/amortized	-	30,554,574	30,554,574	-
Capital assets being depreciated/amortized, net	-	50,652,623	50,652,623	908,198
<b>Total noncurrent assets</b>	<b>-</b>	<b>84,174,757</b>	<b>84,174,757</b>	<b>908,198</b>
<b>Total assets</b>	<b>29,127,016</b>	<b>184,919,973</b>	<b>214,046,989</b>	<b>28,924,937</b>
<b>Deferred outflows of resources</b>				
Deferred charge on bond refunding, net	-	166,195	166,195	-
Deferred pension amounts	-	5,123,747	5,123,747	-
Deferred OPEB amounts	-	600,200	600,200	-
<b>Total deferred outflows of resources</b>	<b>-</b>	<b>5,890,142</b>	<b>5,890,142</b>	<b>-</b>

continued...

# COUNTY OF KENT, MICHIGAN

## Statement of Revenues, Expenses and Changes in Fund Net Position

Proprietary Funds

For the Period Ended September 30, 2023

	Business-type Activities - Enterprise Funds			Governmental Activities
	Delinquent Tax Revolving	Department of Public Works	Total	Internal Service Funds
<b>Operating revenues</b>				
Charges for services	\$ 364,488	\$ 38,306,183	\$ 38,670,671	\$ 23,950,339
Interest and penalties	1,277,367	-	1,277,367	-
Collection fees	640,125	-	640,125	-
Auction proceeds, net	358,311	-	358,311	-
Other	395,874	541,123	936,997	-
<b>Total operating revenues</b>	<b>3,036,165</b>	<b>38,847,306</b>	<b>41,883,471</b>	<b>23,950,339</b>
<b>Operating expenses</b>				
Salaries and fringes	-	4,076,620	4,076,620	98,063
Materials and supplies	-	168,769	168,769	-
Administrative and general	-	3,112,208	3,112,208	-
Contractual services	713,357	19,519,390	20,232,747	71,735
Landfill maintenance	-	4,058,173	4,058,173	-
Benefit payments and refunds	-	-	-	23,346,166
Depreciation/amortization	-	4,436,322	4,436,322	181,448
Other	227,545	144,084	371,629	1,220,082
<b>Total operating expenses</b>	<b>940,902</b>	<b>35,515,566</b>	<b>36,456,468</b>	<b>24,917,494</b>
Operating income (loss)	2,095,263	3,331,740	5,427,003	(967,155)
<b>Nonoperating revenues (expenses)</b>				
Investment earnings	664,030	3,040,397	3,704,427	838,097
Interest expense	(339,941)	(142,140)	(482,081)	-
Gain on sale of capital assets	-	125,270	125,270	3,751
<b>Total nonoperating revenues (expenses)</b>	<b>324,089</b>	<b>3,023,527</b>	<b>3,347,616</b>	<b>841,848</b>
Income (loss) before capital contributions and transfers	2,419,352	6,355,267	8,774,619	(125,307)
<b>Capital contributions</b>	-	406,000	406,000	-
<b>Transfers in</b>	-	-	-	10,220,000
<b>Change in net position</b>	<b>2,419,352</b>	<b>6,761,267</b>	<b>9,180,619</b>	<b>10,094,693</b>
Net position, beginning of period	11,347,487	116,506,482	127,853,969	12,848,731
<b>Net position, end of period</b>	<b>\$ 13,766,839</b>	<b>\$ 123,267,749</b>	<b>\$ 137,034,588</b>	<b>\$ 22,943,424</b>

The accompanying notes are an integral part of these basic financial statements.

## COUNTY OF KENT, MICHIGAN

### Reconciliation

Net Changes in Fund Net Position of Enterprise Funds  
to Change in Net Position of Business-type Activities  
For the Period Ended September 30, 2023

**Change in net position - total enterprise funds** \$ 9,180,619

Amounts reported for *business-type activities* in the statement of activities are different because:

Internal service funds are used by management to charge the costs of certain activities, such as insurance and other centralized costs, to individual funds. A portion of the operating income (loss) of the internal service funds is allocated to the enterprise funds and reported in the statement of activities.

Net operating loss from business-type activities accounted for in  
governmental-type internal service funds

(179,763)

**Change in net position of business-type activities**

\$ 9,000,856

The accompanying notes are an integral part of these basic financial statements.

# COUNTY OF KENT, MICHIGAN

## Statement of Cash Flows

Proprietary Funds

For the Period Ended September 30, 2023

	Business-type Activities - Enterprise Funds			Governmental Activities
	Delinquent Tax Revolving	Department of Public Works	Total	Internal Service Funds
<b>Cash flows from operating activities</b>				
Receipts from customers and users	\$ 15,216,836	\$ 36,700,674	\$ 51,917,510	\$ 23,110,465
Payments to vendors	(483,580)	(18,303,753)	(18,787,333)	(1,231,408)
Payments for personnel services	-	(4,687,948)	(4,687,948)	(98,063)
Benefit payments	-	-	-	(21,487,817)
Delinquent taxes purchased	(16,161,189)	-	(16,161,189)	-
<b>Net cash provided by (used in) operating activities</b>	<b>(1,427,933)</b>	<b>13,708,973</b>	<b>12,281,040</b>	<b>293,177</b>
<b>Cash flows from noncapital financing activities</b>				
Proceeds from issuance of long-term debt	13,130,000	-	13,130,000	-
Principal paid on long-term debt	(17,500,000)	-	(17,500,000)	-
Interest paid on long-term debt	(519,496)	-	(519,496)	-
Transfers from other funds	-	-	-	2,220,000
<b>Net cash provided by (used in) noncapital financing activities</b>	<b>(4,889,496)</b>	<b>-</b>	<b>(4,889,496)</b>	<b>2,220,000</b>
<b>Cash flows from capital and related financing activities</b>				
Proceeds from sale of capital assets	-	433,930	433,930	9,001
Purchase of capital assets	-	(23,187,500)	(23,187,500)	(163,266)
Interest payments on lease liability	-	(126,456)	(126,456)	-
Principal paid lease liability	-	(95,470)	(95,470)	-
<b>Net cash provided by (used in) capital and related financing activities</b>	<b>-</b>	<b>(22,975,496)</b>	<b>(22,975,496)</b>	<b>(154,265)</b>
<b>Cash flows from investing activities</b>				
Interest received on investments	664,030	3,040,397	3,704,427	838,097
<b>Net change in cash and cash equivalents</b>	<b>(5,653,399)</b>	<b>(6,226,126)</b>	<b>(11,879,525)</b>	<b>3,197,009</b>
Cash and cash equivalents, beginning of period	22,618,933	103,098,949	125,717,882	13,067,428
<b>Cash and cash equivalents, end of period</b>	<b>\$ 16,965,534</b>	<b>\$ 96,872,823</b>	<b>\$ 113,838,357</b>	<b>\$ 16,264,437</b>

continued...

# COUNTY OF KENT, MICHIGAN

## Statement of Cash Flows

Proprietary Funds

For the Period Ended September 30, 2023

	Business-type Activities - Enterprise Funds			Governmental Activities
	Delinquent Tax Revolving	Department of Public Works	Total	Internal Service Funds
<b>Classification on the statement of net position</b>				
Cash, investments, and accrued interest	\$ 11,164,363	\$ 93,905,263	\$ 105,069,626	\$ 16,264,437
Current restricted cash, investments, and accrued interest	5,801,171	-	5,801,171	-
Noncurrent restricted cash, investments, and accrued interest	-	2,967,560	2,967,560	-
	<u>\$ 16,965,534</u>	<u>\$ 96,872,823</u>	<u>\$ 113,838,357</u>	<u>\$ 16,264,437</u>
<b>Reconciliation of operating income (loss) to net cash provided by (used in) operating activities</b>				
Operating income (loss)	\$ 2,095,263	\$ 3,331,740	\$ 5,427,003	\$ (967,155)
Adjustments to reconcile operating income (loss) to net cash provided by (used in) operating activities:				
Depreciation/amortization expense	-	4,436,322	4,436,322	181,448
Change in:				
Accounts receivable	-	(2,146,882)	(2,146,882)	541,824
Taxes receivable	(2,892,225)	-	(2,892,225)	-
Due from other governments	(865,603)	-	(865,603)	500
Due from other funds	2,310	(132,869)	(130,559)	(1,374,300)
Inventories	-	-	-	676
Prepays	-	(132,263)	(132,263)	461,397
Accounts payable	212,914	5,783,980	5,996,894	1,536,649
Accrued liabilities	244,408	(129,890)	114,518	(148,353)
Due to other funds	(225,000)	133,119	(91,881)	60,491
Deferred outflows - pension	-	(303,206)	(303,206)	-
Deferred outflows - OPEB	-	(178,232)	(178,232)	-
Landfill closure and post-closure care liability	-	3,047,154	3,047,154	-
<b>Net cash provided by (used in) operating activities</b>	<u>\$ (1,427,933)</u>	<u>\$ 13,708,973</u>	<u>\$ 12,281,040</u>	<u>\$ 293,177</u>
<b>Non-cash capital and related financing activity</b>				
Capital assets acquired through lease liability	\$ -	\$ 789,773	\$ 789,773	\$ -
Capital contributions	-	406,000	406,000	-
Accounts payable related to capital asset additions	-	1,353,029	1,353,029	92,972
<b>Non-cash noncapital financing activity</b>				
Transfers in recorded as due from other funds	-	-	-	8,000,000
				concluded

The accompanying notes are an integral part of these basic financial statements.

**COUNTY OF KENT, MICHIGAN**

**Statement of Fiduciary Net Position**  
Fiduciary Funds

	December 31, 2022	September 30, 2023	
	Pension and Other Postemployment Benefits Trust Funds	Investment Trust Fund	Custodial Fund
<b>Assets</b>			
Cash and cash equivalents	\$ 860,127	\$ -	\$ -
Pooled cash, investments, and accrued interest	-	66,693,404	96,637,865
Contributions receivable	1,565,236	-	-
Interest receivable	934,845	-	-
Due from brokers	88,899	-	-
Investments, at fair value:			
U.S. government obligations	27,794,685	-	-
U.S. government agency obligations	354,060	-	-
Municipal obligations	452,608	-	-
Corporate obligations	23,911,599	-	-
Common stock	398,099,712	-	-
Foreign obligations	10,878,211	-	-
Foreign common stock	3,178,995	-	-
Money market funds	22,887,191	-	-
International equity mutual funds	191,738,639	-	-
Domestic equity mutual funds	17,741,658	-	-
Domestic fixed income mutual funds	5,709,260	-	-
International fixed income mutual funds	146,588,481	-	-
Real estate and infrastructure securities	93,964,442	-	-
Asset-backed securities	9,536,477	-	-
Mortgage-backed securities fund	47,887,083	-	-
Total investments, at fair value	1,000,723,101	-	-
<b>Total assets</b>	<b>1,004,172,208</b>	<b>66,693,404</b>	<b>96,637,865</b>
<b>Liabilities</b>			
Accounts payable	1,353,831	-	176,072
Due to brokers	739,646	-	-
Due to other governments	-	-	94,415,066
<b>Total liabilities</b>	<b>2,093,477</b>	<b>-</b>	<b>94,591,138</b>
<b>Net position</b>			
Restricted for:			
Employees' pension benefits	957,748,728	-	-
Other postemployment benefits	44,330,003	-	-
Investment pool participants	-	66,693,404	-
Individuals, organizations, and other governments	-	-	2,046,727
<b>Total net position</b>	<b>\$ 1,002,078,731</b>	<b>\$ 66,693,404</b>	<b>\$ 2,046,727</b>

The accompanying notes are an integral part of these basic financial statements.



COUNTY OF KENT, MICHIGAN

**Statement of Changes in Fiduciary Net Position**  
Fiduciary Funds

	For the Year Ended December 31, 2022	For the Period Ended September 30, 2023	
	Pension and Other Postemployment Benefits Trust Funds	Investment Trust Fund	Custodial Fund
<b>Additions</b>			
Contributions:			
Employer	\$ 15,120,608	\$ -	\$ -
Employer - implicit rate subsidy	1,655,826	-	-
Plan members	10,908,114	-	-
Purchases by participants	-	13,465,580	-
Total contributions	27,684,548	13,465,580	-
Investment earnings (loss):			
Net depreciation in fair value of securities	(163,869,453)	-	-
Dividends and interest	13,248,623	2,076,096	2,973
Total investment income (loss)	(150,620,830)	2,076,096	2,973
Investment expense	(3,393,286)	-	-
Net investment earnings (loss)	(154,014,116)	2,076,096	2,973
Collections for other governments:			
Fines and fees	-	-	2,360,221
Property taxes	-	-	182,138,670
Collections for individuals:			
Support payments	-	-	4,907,655
Bonds and restitution	-	-	6,481,348
Commissary collected	-	-	4,932,713
Miscellaneous	4,712	-	132,152
<b>Total additions (net of investment loss)</b>	<b>(126,324,856)</b>	<b>15,541,676</b>	<b>200,955,732</b>
<b>Deductions</b>			
Benefit payments	53,248,763	-	-
Benefit payments - implicit rate subsidy	1,655,826	-	-
Administrative expenses	794,218	-	-
Refunds of contributions	1,110,978	-	504,610
Redemption by participants	-	14,162,422	-
Payments to other governments:			
Fines and fees	-	-	2,346,605
Property taxes	-	-	182,140,531
Payments to individuals:			
Support payments	-	-	4,984,299
Bonds and restitution	-	-	6,387,046
Commissary paid	-	-	5,046,936
Miscellaneous	-	-	132,152
<b>Total deductions</b>	<b>56,809,785</b>	<b>14,162,422</b>	<b>201,542,179</b>
<b>Change in net position</b>	<b>(183,134,641)</b>	<b>1,379,254</b>	<b>(586,447)</b>
Net position, beginning of period	1,185,213,372	65,314,150	2,633,174
<b>Net position, end of period</b>	<b>\$ 1,002,078,731</b>	<b>\$ 66,693,404</b>	<b>\$ 2,046,727</b>

The accompanying notes are an integral part of these basic financial statements.

# COUNTY OF KENT, MICHIGAN

## Combining Statement of Net Position Discretely Presented Component Units

	September 30, 2023			December 31, 2022	
	Road Commission	Drainage Districts	Housing Commission	Airport Authority	Total
<b>Assets</b>					
Cash, investments, and accrued interest	\$ 20,356,244	\$ 8,701,979	\$ 658,851	\$ 34,696,426	\$ 64,413,500
Receivables, net	14,048,147	10,425,394	97,437	31,487,531	56,058,509
Restricted cash, investments, and accrued interest	-	-	-	103,961,421	103,961,421
Restricted receivables	-	-	-	1,257,406	1,257,406
Other assets	3,893,895	210	-	2,023,458	5,917,563
Net pension asset	12,420	-	-	1,126,121	1,138,541
Net OPEB asset	1,797,793	-	-	-	1,797,793
Capital assets not being depreciated	15,856,844	11,333,292	-	94,868,210	122,058,346
Capital assets being depreciated, net	346,094,343	4,634,274	-	334,939,723	685,668,340
<b>Total assets</b>	<b>402,059,686</b>	<b>35,095,149</b>	<b>756,288</b>	<b>604,360,296</b>	<b>1,042,271,419</b>
<b>Deferred outflows of resources</b>					
Deferred charge on bond refunding, net	-	-	-	3,278,721	3,278,721
Deferred pension amounts	9,637	-	-	6,414,105	6,423,742
Deferred OPEB amounts	1,195,817	-	-	-	1,195,817
<b>Total deferred outflows of resources</b>	<b>1,205,454</b>	<b>-</b>	<b>-</b>	<b>9,692,826</b>	<b>10,898,280</b>
<b>Liabilities</b>					
Accounts payable and accrued liabilities	10,434,062	407,607	405,517	22,684,618	33,931,804
Due to primary government	-	1,612,075	-	-	1,612,075
Unearned revenue	3,023,096	-	-	1,595,970	4,619,066
Advances from primary government	-	1,090,956	-	-	1,090,956
Bonds, notes and other long-term liabilities:					
Due within one year	4,822,264	805,679	-	10,346,714	15,974,657
Due in more than one year	19,315,264	12,584,613	-	235,940,429	267,840,306
<b>Total liabilities</b>	<b>37,594,686</b>	<b>16,500,930</b>	<b>405,517</b>	<b>270,567,731</b>	<b>325,068,864</b>
<b>Deferred inflows of resources</b>					
Deferred lease amounts	-	-	-	12,144,426	12,144,426
Deferred pension amounts	-	-	-	209,244	209,244
Deferred OPEB amounts	566,992	-	-	-	566,992
<b>Total deferred inflows of resources</b>	<b>566,992</b>	<b>-</b>	<b>-</b>	<b>12,353,670</b>	<b>12,920,662</b>
<b>Net position</b>					
Net investment in capital assets	343,295,925	7,553,722	-	245,507,773	596,357,420
Restricted for debt service	-	-	-	10,580,595	10,580,595
Restricted for capital projects	-	6,047,458	-	20,071,979	26,119,437
Restricted for pension benefits	12,420	-	-	1,126,121	1,138,541
Restricted for OPEB benefits	1,797,793	-	-	-	1,797,793
Unrestricted	19,997,324	4,993,039	350,771	53,845,253	79,186,387
<b>Total net position</b>	<b>\$ 365,103,462</b>	<b>\$ 18,594,219</b>	<b>\$ 350,771</b>	<b>\$ 331,131,721</b>	<b>\$ 715,180,173</b>

The accompanying notes are an integral part of these basic financial statements.

## COUNTY OF KENT, MICHIGAN

### Combining Statement of Activities Discretely Presented Component Units

	For the Period Ended September 30, 2023			For the Year Ended December 31, 2022	Total
	Road Commission	Drainage Districts	Housing Commission	Airport Authority	
<b>Expenses</b>					
Road Commission	\$ 85,641,473	\$ -	\$ -	\$ -	\$ 85,641,473
Drainage Districts	-	2,486,070	-	-	2,486,070
Housing Commission	-	-	4,068,362	-	4,068,362
Airport Authority	-	-	-	70,422,457	70,422,457
<b>Total expenses</b>	<u>85,641,473</u>	<u>2,486,070</u>	<u>4,068,362</u>	<u>70,422,457</u>	<u>162,618,362</u>
<b>Program revenues</b>					
Charges for services	1,584,436	-	757	59,859,970	61,445,163
Operating grants and contributions	87,038,685	2,249,972	3,968,164	10,715,068	103,971,889
Capital grants and contributions	9,913,262	1,738,086	-	15,779,187	27,430,535
<b>Total program revenues</b>	<u>98,536,383</u>	<u>3,988,058</u>	<u>3,968,921</u>	<u>86,354,225</u>	<u>192,847,587</u>
Net revenues (expense)	<u>12,894,910</u>	<u>1,501,988</u>	<u>(99,441)</u>	<u>15,931,768</u>	<u>30,229,225</u>
<b>General revenues</b>					
Unrestricted investment earnings	769,527	232,888	500	1,596,788	2,599,703
Gain on sale of capital assets	5,480,263	-	-	13,900	5,494,163
Other revenues	1,191,299	-	-	-	1,191,299
<b>Total general revenues</b>	<u>7,441,089</u>	<u>232,888</u>	<u>500</u>	<u>1,610,688</u>	<u>9,285,165</u>
Change in net position	20,335,999	1,734,876	(98,941)	17,542,456	39,514,390
Net position, beginning of period, as restated	<u>344,767,463</u>	<u>16,859,343</u>	<u>449,712</u>	<u>313,589,265</u>	<u>675,665,783</u>
<b>Net position, end of period</b>	<u>\$ 365,103,462</u>	<u>\$ 18,594,219</u>	<u>\$ 350,771</u>	<u>\$ 331,131,721</u>	<u>\$ 715,180,173</u>

The accompanying notes are an integral part of these financial statements.

**This page intentionally left blank.**

## **NOTES TO FINANCIAL STATEMENTS**

# COUNTY OF KENT, MICHIGAN

## Notes to Financial Statements

### 1. SUMMARY OF SIGNIFICANT ACCOUNTING POLICIES

The *County of Kent, Michigan* (the “County” or the “government”) was organized as a county by the territorial legislature on March 24, 1836. A 19-member Board of Commissioners governs the County. The County provides the following services: public safety, sanitation, health and social services, judicial, cultural and recreation, public improvements and general governmental administration.

The financial statements of the County have been prepared in conformity with generally accepted accounting principles (GAAP) as applied to governmental units. The Governmental Accounting Standards Board (GASB) is the accepted standard setting body for establishing governmental accounting and financial reporting principles. The more significant of the County’s accounting policies are described below.

Effective beginning with the September 30, 2023 fiscal year end, the County changed its fiscal year end from December 31 to September 30. The financial statements for the period ended September 30, 2023 are for the 9 months of financial activity from January 1, 2023 to September 30, 2023.

#### **Reporting Entity**

As required by generally accepted accounting principles, these financial statements present the government and its component units, entities for which the County is financially accountable. Blended component units, although legally separate entities, are, in substance, part of the government’s operations and as such, data from these units are combined with data of the primary government. Discretely presented component units, on the other hand, are reported in a separate column in the combined financial statements to emphasize that they are legally separate from the government.

#### *Blended Component Units*

**Kent County Building Authority** – The Kent County Building Authority is governed by a board which is appointed by the County Board of Commissioners. Its sole purpose is to finance and construct the County’s public buildings. It is reported in the Debt Service and Capital Projects Funds and has a September 30 year end. A separate report is not prepared for the Building Authority.

#### *Discretely Presented Component Units*

**Kent County Road Commission** (“Road Commission”) – The Road Commission is responsible for the maintenance and construction of the County road system. The County appoints the members of the Road Commission Board and is a direct beneficiary of the services provided. The Road Commission may not issue debt or levy a tax without the approval of the County Board of Commissioners. The component unit is audited individually and complete financial statements can be obtained from the Road Commission’s administrative office. The Road Commission’s fiscal year end is September 30.

## COUNTY OF KENT, MICHIGAN

### Notes to Financial Statements

**Drainage Districts** – The Drainage Districts consist of over 500 individual districts created for alleviating drainage problems and is under the control of the County Drain Commissioner. Each drainage district accounts for the construction, maintenance, and financing costs associated with its drain program. Each individual district is a separate legal entity with power to assess the benefiting communities, including the County and the State of Michigan for road drainage. The County is a direct beneficiary of the service provided and its employees run the day-to-day operations. In addition, the County often pledges its full faith and credit for the long-term debt of the drainage districts. Based on the recommendations of the Michigan Department of Treasury, the County has determined that it would be misleading to exclude this entity from the County reporting entity.

The financial activity of the Drainage Districts for the period ended September 30, 2023 is reported discretely as a governmental fund type. There are no separately issued financial statements of this component unit, although financial information for the specific drainage districts may be obtained from the Kent County Drain Commissioner.

**Kent County Housing Commission** (“Housing Commission”) – The Housing Commission is a policy-making body that oversees the distribution of rental assistance to low-income residents of the County. The County is a direct beneficiary of the services provided and is financially responsible for its activities. Because members of the Commission are appointed by the Chairperson of the Kent County Board of Commissioners, the County exercises effective control over its activities. In addition, County employees run the day-to-day operations. The Housing Commission does not issue separate financial statements. The Housing Commission's fiscal year end is September 30.

**Gerald R. Ford International Airport Authority** (“Airport”) – The Airport accounts for the operation and maintenance of the Gerald R. Ford International Airport. Financing is provided primarily by user charges and capital contributions. The Airport was established as an Authority on September 2, 2015 and began operations on July 1, 2016 resulting in a transfer of operations from the Department of Aeronautics enterprise fund. The Airport is governed by a seven-member Board whose members are appointed by the County Board of Commissioners. The County has pledged its limited tax obligation against the Airport's outstanding revenue bonds. In order to continue leveraging the County's AAA credit risk rating (by having the County's limited tax guarantee), the Board of Commissioners must approve the issuance of any additional bonds. Because all of the members of the Airport board are appointed by the Kent County Board of Commissioners (demonstrating that the County exercises effective control over Airport activities) and because the Airport is reliant on the County for its limited tax pledge on bonds payable, the Airport is reported as a discretely presented component unit. The component unit is audited individually and complete financial statements can be obtained from the Airport's administrative office. The Airport's fiscal year end is December 31.

# COUNTY OF KENT, MICHIGAN

## Notes to Financial Statements

### Administrative Offices

Kent County Road Commission  
1500 Scribner Avenue NW  
Grand Rapids, MI 49504-3299

Kent County Drainage Districts  
775 Ball Avenue NE  
Grand Rapids, MI 49503

Gerald R. Ford International Airport Authority  
5500 44th Street SE  
Grand Rapids, MI 49512

Kent County Housing Commission  
121 M.L.K Jr. SE, Suite 110  
Grand Rapids, MI 49507

### *Fiduciary Component Units*

The **Employees' Retirement System** ("System") is a single-employer defined benefit contributory retirement plan which provides pension, death and disability benefits covering certain full-time employees of Kent County. The System is administered through a qualified trust. The System is included as a fiduciary component unit of the County because (1) the System is a legally separate entity; (2) the County Board of Commissioners appoints a voting majority of the Pension Board; and (3) the County makes contributions to the System on behalf of its participants. Employee contribution requirements were established and may be amended subject to collective bargaining agreements and approval by the Kent County Board of Commissioners. The System's fiscal year end is December 31.

The **Kent County Voluntary Employees' Beneficiary Association** ("VEBA") is a single-employer defined benefit postemployment healthcare plan established and administered by Kent County to provide medical and healthcare benefits for retirees and their beneficiaries. Eligible participants include any retirees who receive pension benefits under the County's pension plan. The VEBA is included as a fiduciary component unit of the County because (1) the VEBA is a legally separate entity; (2) the County Board of Commissioners appoints a voting majority of the VEBA Board; and (3) the County makes contributions to the VEBA on behalf of its participants. The VEBA's fiscal year end is December 31.

### *Other Related Entities*

**Kent County Parks Foundation** ("Foundation") – The Kent County Parks Foundation is a 501(c)(3) not-for-profit organization that was created for the purpose of acquiring, developing, constructing and maintaining real estate and land improvements for public park and recreation purposes. The Chair of the County Board of Commissioners (or designee) serves on the Foundation's Board of Directors. The County has determined that the Foundation does not meet the criteria for reporting as a component unit of the County and, accordingly, it has not been included in the accompanying financial statements.

### *Joint Ventures*

The County participates in the following activities, which are considered to be joint ventures in relation to the County due to the formation of an organization by contractual agreement between two or more participants that maintain joint control, financial interest, and fiscal responsibility.



# COUNTY OF KENT, MICHIGAN

## Notes to Financial Statements

**City of Grand Rapids and County of Kent Joint City/County Building Authority** – The County entered into an agreement with the City of Grand Rapids to acquire, construct, furnish, equip, operate and maintain buildings for any legitimate public purpose of the governmental units. This Authority is not included in the County's financial statements because, upon retirement of the related financing, title to the facilities will be conveyed to the City of Grand Rapids or the Convention/Arena Authority.

The Joint Building Authority has completed projects which include the construction of an exhibition hall, the remodeling of the Civic Auditorium, site development of the City and County administrative buildings, the construction, furnishing and equipping of a public museum and the construction of the convention center.

Complete financial statements of the City of Grand Rapids and County of Kent Joint City/County Building Authority are available from the City of Grand Rapids administrative offices. Summary financial information is as follows:

Statement of Net Position	June 30, 2023
Total assets	\$ 147,542,850
Total liabilities	68,663,478
Total deferred inflows of resources	<u>14,213</u>
<b>Total net position</b>	<b><u>\$ 78,865,159</u></b>
Statement of Revenues, Expenses and Change in Net Position	Year Ended June 30, 2023
Operating revenues	\$ -
Operating expenses	<u>4,398,315</u>
Operating loss	(4,398,315)
Nonoperating revenues (expenses), net	<u>4,871,000</u>
Change in net position	472,685
Net position, beginning of year	<u>78,392,474</u>
<b>Net position, end of year</b>	<b><u>\$ 78,865,159</u></b>

# COUNTY OF KENT, MICHIGAN

## Notes to Financial Statements

As of June 30, 2023, the Joint Building Authority had capital appreciation bonds payable outstanding in the amount of \$68,661,412 including accrued interest of \$46,735,763 and bond premium of \$586,324. These bonds are retired through payments made by the City and County and through payments from the County of Kent lodging excise tax. The bonds are secured by a limited full faith and credit pledge of the County. The interest rates on these bonds range from 3.0%-5.59%, with final maturities due in 2032.

The annual principal and interest requirements are as follows:

Year Ended June 30,	Principal	Interest	Total
2024	\$ 3,101,469	\$ 5,790,931	\$ 8,892,400
2025	2,433,499	6,141,501	8,575,000
2026	2,385,378	6,514,622	8,900,000
2027	2,344,096	6,895,904	9,240,000
2028	2,298,194	7,296,807	9,595,001
2029-2032	8,776,689	33,388,311	42,165,000
<b>Total</b>	<b>\$ 21,339,325</b>	<b>\$ 66,028,076</b>	<b>\$ 87,367,401</b>

**Convention/Arena Authority** – The County entered into an agreement with the City of Grand Rapids to establish an authority pursuant to the Convention Facility Authority Act. The Convention/Arena Authority is a separate legal entity established for the purpose of acquiring, constructing and operating convention facilities. The operating agreement provides that any facility operating deficits will be covered first by the net income of other Convention/Arena Authority facilities, second by an operating reserve fund, and third by certain lodging excise tax revenues. Any remaining deficit will be shared equally by the County and the City of Grand Rapids.

Complete financial statements of the City of Grand Rapids and County of Kent Joint Convention and Arena Authority are available from the City of Grand Rapids administrative offices. Summary financial information is as follows:

Statement of Net Position	June 30, 2023
Total assets	\$ 73,112,127
Total liabilities	<u>43,492,153</u>
<b>Total net position</b>	<b><u>\$ 29,619,974</u></b>

# COUNTY OF KENT, MICHIGAN

## Notes to Financial Statements

Statement of Revenues, Expenses and Change in Net Position	Year Ended June 30, 2023
Operating revenues	\$ 19,269,644
Operating expenses	<u>19,944,389</u>
Operating loss	(674,745)
Nonoperating revenues (expenses), net	<u>2,700,894</u>
<b>Change in net position</b>	<b>2,026,149</b>
Net position, beginning of year	<u>27,593,825</u>
<b>Net position, end of year</b>	<b><u>\$ 29,619,974</u></b>

### ***Government-wide and Fund Financial Statements***

The government-wide financial statements (i.e., the statement of net position and the statement of activities) report information on all of the nonfiduciary activities of the primary government and its component units. For the most part, the effect of interfund activity has been removed from these statements. *Governmental activities*, which normally are supported by taxes and intergovernmental revenues, are reported separately from *business-type activities*, which rely to a significant extent on fees and charges for support. Likewise, the primary government is reported separately from certain component units for which the primary government is financially accountable.

The statement of activities demonstrates the degree to which the direct expenses of a given function or segment are offset by program revenues. *Direct expenses* are those that are clearly identifiable with a specific function or segment. *Program revenues* include (1) charges to customers or applicants who purchase, use, or directly benefit from goods, services, or privileges provided by a given function or segment and (2) grants and contributions that are restricted to meeting the operational or capital requirements of a particular function or segment. Taxes and other items not properly included among program revenues are reported instead as *general revenues*.

Separate financial statements are provided for governmental funds, proprietary funds and fiduciary funds, even though the latter are excluded from the government-wide financial statements. Major individual governmental funds and major individual enterprise funds are reported as separate columns in the fund financial statements.

# COUNTY OF KENT, MICHIGAN

## Notes to Financial Statements

### *Measurement Focus, Basis of Accounting, and Financial Statement Presentation*

The government-wide financial statements are reported using the *economic resources measurement focus* and the *accrual basis of accounting*, as are the proprietary fund and fiduciary fund financial statements. Revenues are recorded when earned and expenses are recorded when a liability is incurred, regardless of the timing of related cash flows. Grants and similar items are recognized as revenue as soon as all eligibility requirements imposed by the provider have been met.

Governmental fund financial statements are reported using the *current financial resources measurement focus* and the *modified accrual basis of accounting*. Revenues are recognized as soon as they are both measurable and available. Revenues are considered to be *available* when they are collectible within the current period or soon enough thereafter to pay liabilities of the current period. For this purpose, the government considers revenues to be available if they are collected within 90 days of the end of the current fiscal period, except taxes and E-911 surcharge collections which must be collected within 60 days, health department revenue which must be collected within 120 days, and expenditure-driven grants which must be collected within one year. Expenditures generally are recorded when a liability is incurred, as under accrual accounting. However, debt service expenditures, as well as expenditures related to compensated absences and claims and judgments, are recorded only when payment is due.

Property taxes, intergovernmental revenue, licenses, and interest associated with the current fiscal period are all considered to be susceptible to accrual and as such have been recognized as revenues of the current fiscal period. All other revenue items are considered to be measurable and available only when cash is received by the government. Property tax chargebacks are recognized based on the date in which the MTT/BOR order is received.

The County reports the following major governmental funds:

The *General Fund* is the government's primary operating fund. It accounts for all the financial resources of the general government, except those accounted for and reported in another fund.

The *Coronavirus Special Revenue Fund* accounts for the grant funding received as a result of the coronavirus pandemic. Revenues are provided through federal and state advances and reimbursements.

The *Public Improvement Capital Projects Fund* accounts for revenue set aside for public improvements.

The County reports the following major proprietary funds:

The *Delinquent Tax Revolving Enterprise Fund* accounts for the collection and administration of delinquent property taxes levied in prior years.

The *Department of Public Works Enterprise Fund* accounts for the construction and financing of solid waste disposal; operation and maintenance of solid waste disposal; and planning and implementation of County programs relative to solid waste reduction. Financing is provided primarily by user charges.

# COUNTY OF KENT, MICHIGAN

## Notes to Financial Statements

Additionally, the County reports the following fund types:

*Special Revenue Funds* are used to account for and report the proceeds of specific revenue sources that are restricted, committed, or assigned to expenditure for specified purposes other than debt service or capital projects.

*Capital Projects Funds* are used to account for and report financial resources that are restricted for the expenditure for capital outlays, including the acquisition or construction of capital facilities and other capital assets.

*Debt Service Funds* are used to account for and report financial resources that are restricted, committed, or assigned to expenditure for principal and interest.

*Internal Service Funds* account for the insurance activity of the County, which is provided to other departments and funds on a cost reimbursement basis, along with office equipment and vehicle pools for the purchase and maintenance of County office equipment and vehicles.

*Pension and Other Postemployment Benefits Trust Funds* account for the activities of the Employees' Retirement Plan and the Voluntary Employees' Beneficiary Association (VEBA) trust, which accumulate resources for retirement and other postemployment benefit payments to qualified employees.

The *Investment Trust Fund* accounts for funds held in trust by the County for local units of government.

The *Custodial Fund* accounts for assets held by the County in a custodial capacity for other governments and entities. Primarily this includes undistributed collections and withholdings such as state education taxes, current property taxes, state jail booking fees, state real estate transfer taxes, and library penal fines.

As a general rule, the effect of interfund activity has been eliminated from the government-wide financial statements. Exceptions to this general rule are payments in lieu of taxes and various other functions of the government. Elimination of these charges would distort the direct costs and program revenues reported for the various functions concerned. The General Fund provides certain central services to other funds of the County which are presented as program expenses in the funds receiving services. The related General Fund revenue has been netted against program expense in the government-wide statement of activities.

Proprietary funds distinguish *operating* revenues and expenses from *nonoperating* items. Operating revenues and expenses generally result from providing services and producing and delivering goods in connection with a proprietary fund's principal ongoing operations. The principal operating revenues of the enterprise funds and of the government's internal service funds are charges to customers for sales and services. Operating expenses for enterprise funds and internal service funds include the cost of sales and services, administrative expenses, and depreciation/amortization on capital assets. All revenues and expenses not meeting this definition are reported as nonoperating revenues and expenses.

# COUNTY OF KENT, MICHIGAN

## Notes to Financial Statements

Restricted assets represent amounts subject to restrictions beyond the government's control. The restrictions may be externally imposed or imposed by law. When both restricted and unrestricted resources are available for use, it is the government's policy to use restricted resources first, then unrestricted resources as they are needed.

### **Assets, Deferred Outflows of Resources, Liabilities, Deferred Inflows of Resources and Equity**

#### ***Deposits and Investments***

The government's cash and cash equivalents include amounts in demand deposit accounts, certificates of deposit and short term investments with original maturities of three months or less from the date of acquisition. Investments, exclusive of certificates of deposit, are stated at fair value. Certificates of deposit are carried at cost plus accrued interest, since the original maturity dates are less than one year or the certificates are non-participating (i.e., there is no available market for trade prior to maturity).

State statutes and County policy authorize the County to invest in:

- Bonds, securities, other obligations and repurchase agreements of the United States, or an agency or instrumentality of the United States.
- Certificates of deposit, savings accounts, deposit accounts or depository receipts of a qualified financial institution.
- Commercial paper rated at the time of purchase within the two highest classifications established by not less than two standard rating services and that matures not more than 270 days after the date of purchase.
- Bankers' acceptances of United States banks.
- Obligations of the State of Michigan and its political subdivisions, that, at the time of purchase are rated as investment grade by at least one standard rating service.
- Mutual funds registered under the Investment Company Act of 1940 with the authority to purchase only investment vehicles that are legal for direct investment by a public corporation.
- External investment pools as authorized by Public Act 20 as amended through December 31, 1997.

The County pools cash resources of various funds in order to facilitate the management of cash. Cash applicable to a particular fund is readily identifiable. The balance in the pooled cash accounts is available to meet current operating requirements. Cash in excess of current requirements is invested in various interest-bearing securities and disclosed as part of the County's investments.

# COUNTY OF KENT, MICHIGAN

## Notes to Financial Statements

### *Receivables and Payables*

Transactions between funds that are representative of lending/borrowing arrangements outstanding at the end of the fiscal year are referred to as either “due to/from other funds” (i.e., the current portion of interfund loans) or “advances to/from other funds” (i.e., the non-current portion of interfund loans). All other outstanding balances between funds are reported as “due to/from other funds.” Any residual balances outstanding between the governmental activities and business-type activities are reported in the government-wide financial statements as “internal balances.”

Property taxes receivable in governmental funds represent amounts due from taxpayers on the July 1 and December 1 tax levies in the General Fund and other governmental funds, respectively. Any amounts outstanding on the July 1 levy on March 1 (excluding personal property taxes) are purchased by the Delinquent Tax Revolving enterprise fund through the settlement process.

Property taxes receivable in the Delinquent Tax Revolving enterprise fund represent unpaid balances from the previous years' levies for the County itself as well as other local taxing authorities in the County's geographical region. The County is responsible for pursuing and administering collection of these balances and coordinating the forfeiture and foreclosure activities for the related parcels. This process takes place over a 3-year period. Interest at 1% per month (increased to 1.5% after 12 months, retroactive to the date of delinquency) and administrative fees at 4% are accrued in accordance with State statute. No amounts have been included in an allowance for uncollectible balances, as the structure of the Delinquent Tax Revolving enterprise fund has been designed to make the fund whole either through the eventual auction of the foreclosed parcels or through chargebacks to the local taxing authorities initially levying the taxes.

All trade receivables are shown net of an allowance for uncollectibles, as applicable.

Amounts due from other governments include amounts due from grantors for specific programs and capital projects. Program grants and capital grants for capital assets are recorded as receivables and revenues at the time reimbursable project costs are incurred. Amounts received in advance of project costs being incurred are reported as unearned revenue.

Loans receivable consists of Community Development Block Grant funds used to finance home improvements for area residents, which must be repaid by the homeowner upon sale or foreclosure. The County has an enforceable lien on the related property.

Special assessments receivable, which are based on total estimated construction and maintenance costs of each drain project, reflect amounts due from benefiting parties including local units of government and property owners. No allowance for uncollectibles is recorded because the special assessments represent a lien on the respective properties.

The installment sales agreement receivable consist of amounts due from local units of government to meet debt service requirements on bonds. Amounts are levied semi-annually to correspond with the payment dates of the related bonds.

# COUNTY OF KENT, MICHIGAN

## Notes to Financial Statements

### *Restricted Assets*

Assets which are restricted for specified uses by bond debt requirements, grant provisions or other external requirements are classified as restricted assets.

Restricted assets in the Coronavirus special revenue fund consist of unspent State and Local Fiscal Recovery Funds (CSLFRF) received.

Restricted assets in the Airport Authority component unit relate to bond proceeds restricted for airport construction, passenger facility charges restricted for capital improvements, and customer facility charges restricted for rental car-related capital improvements.

The Department of Public Works enterprise fund's restricted assets represent a Perpetual Care Fund for the South Kent Landfill. This balance is required to be held in trust by the Michigan Department of Environment, Great Lakes and Energy ("EGLE") to be used for landfill closure and post-closure monitoring and maintenance.

The Delinquent Tax Revolving enterprise fund restricted assets are held for the debt retirement of the 2022 and 2023 General Obligation Limited Tax Notes.

### *Leases*

*Lessee.* The County is a lessee for noncancellable leases of land, building and improvements, and motor vehicles. The County recognizes a lease liability and an intangible right-to-use lease asset (lease asset) in the government-wide and proprietary fund financial statements. The County recognizes lease liabilities with an initial, individual value of \$100,000 or more.

At the commencement of a lease, the County initially measures the lease liability at the present value of payments expected to be made during the lease term. Subsequently, the lease liability is reduced by the principal portion of lease payments made. The lease asset is initially measured as the initial amount of the lease liability, adjusted for lease payments made at or before the lease commencement date, plus certain initial direct costs. Subsequently, the lease asset is amortized on a straight-line basis over its useful life.

Key estimates and judgments related to leases include how the County determines (1) the discount rate it uses to discount the expected lease payments to present value, (2) lease term, and (3) lease payments. The County uses the interest rate charged by the lessor as the discount rate. When the interest rate charged by the lessor is not provided, the County generally uses its estimated incremental borrowing rate as the discount rate for leases. The lease term includes the noncancellable period of the lease. Lease payments included in the measurement of the lease liability are composed of fixed payments and purchase option price (if applicable) that the County is reasonably certain to exercise.

The County monitors changes in circumstances that would require a remeasurement of its lease and will remeasure the lease asset and liability if certain changes occur that are expected to significantly affect the amount of the lease liability.



## COUNTY OF KENT, MICHIGAN

### Notes to Financial Statements

*Lessor.* The County is a lessor for noncancellable leases of buildings and improvements and machinery and equipment. The County recognizes a lease receivable and a deferred inflow of resources in the government-wide and governmental fund financial statements.

At the commencement of a lease, the County initially measures the lease receivable at the present value of payments expected to be received during the lease term. Subsequently, the lease receivable is reduced by the principal portion of lease payments received. The deferred inflow of resources is initially measured as the initial amount of the lease receivable, adjusted for prepaid lease payments received at lease inception. Subsequently, the deferred inflow of resources is recognized as revenue over the life of the lease term.

Key estimates and judgments include how the County determines (1) the discount rate it uses to discount the expected lease receipts to present value, (2) lease term, and (3) lease receipts. The County uses its estimated incremental borrowing rate as the discount rate for leases. The lease term includes the noncancellable period of the lease. Lease receipts included in the measurement of the lease receivable is composed of fixed payments from the lessee.

The County monitors changes in circumstances that would require a remeasurement of its lease and will remeasure the lease receivable if certain changes occur that are expected to significantly affect the amount of the lease receivable.

#### ***Subscription-Based Information Technology Arrangements (SBITA)***

The County has noncancellable subscription-based information technology arrangements (SBITA). The County recognizes a SBITA liability and an intangible right-to-use SBITA asset (subscription asset) in the government-wide financial statements. The County recognizes SBITA liabilities with an initial, individual value of \$100,000 or more.

At the commencement of a SBITA, the County initially measures the SBITA liability at the present value of payments expected to be made during the SBITA term. Subsequently, the SBITA liability is reduced by the principal portion of SBITA payments made. The subscription asset is initially measured as the initial amount of the SBITA liability, adjusted for SBITA payments made at or before the SBITA commencement date, plus certain initial direct costs. Subsequently, the subscription asset is amortized on a straight-line basis over its useful life.

Key estimates and judgments related to SBITAs include how the County determines (1) the discount rate it uses to discount the expected payments to present value, (2) SBITA term, and (3) SBITA payments. The County uses the interest rate charged by the vendor as the discount rate. When the interest rate charged by the vendor is not provided, the County generally uses its estimated incremental borrowing rate as the discount rate for SBITAs. The SBITA term includes the noncancellable period of the SBITA. SBITA payments included in the measurement of the SBITA liability are composed of fixed payments and purchase option price (if applicable) that the County is reasonably certain to exercise.

# COUNTY OF KENT, MICHIGAN

## Notes to Financial Statements

The County monitors changes in circumstances that would require a remeasurement of its SBITA and will remeasure the subscription asset and SBITA liability if certain changes occur that are expected to significantly affect the amount of the SBITA liability.

### *Other Assets*

Inventories recorded in the General Fund, Health Fund, Drug Forfeiture Fund, Kent County Community Action Fund, and the Airport Authority are accounted for utilizing the consumption method and are valued at lower of cost (first-in, first-out) or market. The Road Commission utilizes the consumption method, valuing inventory at average cost.

Certain payments to vendors reflect costs applicable to future accounting periods and are recorded as prepaid items in both the government-wide and fund financial statements. Prepaids are accounted for in governmental funds using the consumption method whereby expenditures are recognized over the benefitting period.

### *Capital Assets*

Capital assets, which include property, buildings (which will include land, property, buildings and equipment) and equipment, and infrastructure assets (e.g., roads, bridges, sidewalks, and similar items acquired or constructed since 1980), are reported in the applicable governmental or business-type activities columns in the government-wide financial statements. Capital assets are defined by the government as assets having a useful life in excess of three years and whose costs equal or exceed \$10,000 (\$300,000 for Drain infrastructure and \$50,000 for Airport Authority assets). Capital assets are stated at historical cost or estimated historical cost where actual cost information is not available. Donated capital assets are recorded at their acquisition value as of the donation date.

The costs of normal maintenance and repairs that do not add to the value of the asset or materially extend asset lives are not capitalized.

Major outlays for capital assets and improvements are capitalized as projects are constructed.

Property, infrastructure, buildings and equipment are depreciated using the straight-line method over the following estimated useful lives:

	Years
Land improvements	20-50
Infrastructure	8-40
Building and improvements	20-50
Waste-to-Energy facility	40
Machinery and equipment	3-25
Office equipment and furniture	3-10
Motor vehicles	3-5

# COUNTY OF KENT, MICHIGAN

## Notes to Financial Statements

In addition to land and construction in progress, the amount presented as capital assets not being depreciated includes intangible assets consisting of land development rights acquired for the purpose of farmland and ranch preservation. Land development rights are deemed to have an indefinite useful life, and therefore are not being amortized.

The County reviews long-lived assets for impairment whenever events or changes in circumstances indicate that the carrying amount of an asset exceeds its fair value. If it is determined that an impairment loss has occurred the asset is written down to its net realizable value and a current charge to income is recognized.

Landfill costs are amortized as engineered sections of the landfill are utilized.

### *Road Commission – Discretely Presented Component Unit*

Capital assets, which include land, property, plant, equipment, and infrastructure assets (e.g. roads, bridges, sidewalks, and similar items), are reported in the government-wide financial statements. Capital assets are defined by the government as assets with an initial, individual cost of more than \$1,000 to \$5,000 and an estimated useful life in excess of one year. Such assets are recorded at historical cost or estimated historical cost of purchase or construction. Donated capital assets are recorded at their acquisition value as of the donation date.

Depreciation on capital assets is computed using the Michigan Department of Transportation depreciation schedules for equipment and the straight-line method for infrastructure over the following estimated useful lives:

	Years
Buildings and improvements	25-50
Equipment	3-8
Roads	8-20
Other infrastructure	20-40

### *Airport Authority – Discretely Presented Component Unit*

Capital assets include land improvements, buildings and improvements, equipment, systems, office equipment and furniture, and vehicles. Capital assets are defined by the Airport as assets with an initial individual cost of more than \$50,000 and an estimated useful life in excess of three years. Such assets are recorded at historical cost or estimated historical cost if purchased or constructed, net of accumulated depreciation. Donated capital assets are recorded at estimated acquisition value at the date of donation.

The costs of normal maintenance and repairs that do not add to the value of the asset or materially extend the asset life are not capitalized.

# COUNTY OF KENT, MICHIGAN

## Notes to Financial Statements

Capital assets are depreciated using the straight-line method over the following useful lives:

	Years
Land improvements	20-30
Buildings and improvements	30-50
Equipment and systems	3-12
Office equipment and furniture	5-15
Vehicles	3-7

### *Deferred Outflows of Resources*

In addition to assets, the statement of financial position will sometimes report a separate section for deferred outflows of resources. This separate financial statement element, deferred outflows of resources, represents a consumption of net assets that applies to a future period(s) and so will not be recognized as an outflow of resources (expense/expenditure) until then. The County reports deferred outflows for the deferred charge on refunding reported in the government-wide and proprietary fund statement of net position. A deferred charge on refunding results from the difference in the carrying value of refunded debt and its reacquisition price. This amount is deferred and amortized on a straight-line basis over the shorter of the life of the refunded or refunding debt. In addition, the County reports deferred outflows of resources related to its pension and other postemployment benefit plans. A portion of these costs also represent contributions to the pension and other postemployment benefit plans subsequent to the plan measurement date.

### *Compensated Absences*

Eligible employees are permitted to accumulate earned but unused vacation pay benefits in varying amounts based on length of service and certain other established criteria. Vacation pay is accrued when incurred in the government-wide and proprietary fund financial statements. A liability for these amounts is reported in governmental funds only if they have matured, for example, as a result of employee resignations and retirements. Accrued vacation time is reported as a component of accrued liabilities in the Department of Public Works enterprise fund and the Airport Authority component unit.

### *Long-term Obligations*

In the government-wide financial statements and proprietary fund types in the fund financial statements, long-term debt and other long-term obligations are reported as liabilities in the applicable governmental activities, business-type activities, or proprietary fund type statement of net position. Bond premiums and discounts are deferred and amortized over the life of the bonds using the straight-line method. Bonds payable are reported net of the applicable bond premium or discount. Bond issuance costs are expensed when incurred.

# COUNTY OF KENT, MICHIGAN

## Notes to Financial Statements

In the fund financial statements, governmental fund types recognize bond premiums and discounts, as well as bond issuance costs, during the current period. The face amount of debt issued is reported as other financing sources. Premiums received on debt issuances are reported as other financing sources while discounts on debt issuances are reported as other financing uses. Issuance costs, whether or not withheld from the actual debt proceeds received, are reported as debt service expenditures.

### *Deferred Inflows of Resources*

In addition to liabilities, the statement of financial position will sometimes report a separate section for deferred inflows of resources. This separate financial statement element, deferred inflows of resources, represents an acquisition of net assets that applies to a future period(s) and so will not be recognized as an inflow of resources (revenue) until that time. The governmental funds report unavailable revenues, which arise only under a modified accrual basis of accounting, from four sources: installment sales agreement, opioid settlement, loans, and property taxes receivables. Additionally, the Drainage Districts component unit reports unavailable revenues from special assessments and an installment sales agreement receivable. These amounts are deferred and recognized as an inflow of resources in the period that the amounts become available.

Property taxes (excluding those for the General Fund, which are subject to a different timeline) are levied and attach as an enforceable lien on property on December 1. Property taxes unpaid as of February 28 are considered to be delinquent. Although the County's 2022 ad valorem tax (excluding the portion for general operations) is levied and collectible on December 1, 2022, it is the County's policy to recognize revenues from the December 1 tax levy in the subsequent year when the proceeds of this levy are budgeted and made available for the financing of the County's operations.

The statements of net position and governmental funds balance sheet report deferred inflows related to leases. The amounts are deferred and amortized over the remaining life of the lease.

Finally, the County reports deferred inflows of resources related to its pension and other postemployment benefit plans.

# COUNTY OF KENT, MICHIGAN

## Notes to Financial Statements

### *Fund Equity*

Governmental funds report nonspendable fund balance for amounts that cannot be spent because they are either (a) not in spendable form, (b) legally or contractually required to be maintained intact or (c) represent long-term advances in the General Fund. Restricted fund balance is reported when externally imposed constraints are placed on the use of resources by grantors, contributors, or laws or regulations of other governments. Committed fund balance is reported for amounts that can only be used for specific purposes pursuant to constraints imposed by formal action of the Board of Commissioners (the government's highest level of decision-making authority). A formal resolution of the Board of Commissioners is required to establish, modify, or rescind a fund balance commitment. The County reports assigned fund balance for amounts that are constrained by the government's intent to be used for specific purposes, but are neither restricted nor committed. The Board of Commissioners, pursuant to the County's Fund Balance/Fund Equity policy, has delegated the authority to assign fund balance to the County Administrator/Controller or their designee. Unassigned fund balance is the residual classification for the General Fund and includes all amounts not reported in the other classifications. Other governmental funds besides the General Fund can only report a negative unassigned fund balance, which would occur if expenditures were to be incurred for specific purposes that exceeded the amounts restricted, committed or assigned in the fund.

The County Board of Commissioners has formally established a budget stabilization arrangement under which it commits General Fund fund balance in an amount equal to 10% of the subsequent year's adopted General Fund and subsidized governmental fund budgets to insulate County programs and current service levels from large (\$1 million or more) and unanticipated one time General Fund expenditure requirements, reductions in budgeted General Fund revenues due to a change in state or federal requirements, adverse litigation, catastrophic loss, or any similar swift unforeseen event. Expenditures may occur only when specific circumstances exist and these circumstances are not expected to occur routinely. This commitment may be used if one of the several potential qualifying events occurs (as detailed in the County's fund balance/fund equity policy), the County Administrator/Controller estimates the qualifying event will cost \$1 million or more, and the Board of Commissioners, by majority vote of members present, affirms the qualifying event. As of September 30, 2023, the balance in the stabilization arrangement was \$35,365,728.

The County Board of Commissioners has adopted a minimum fund balance policy in which the total fund balance of the General Fund will be equal to at least 40% of the subsequent year's adopted General Fund budgeted expenditures and transfers out. If the General Fund balance falls below the minimum range, the County will replenish shortages or deficiencies using budget strategies and timeframes as detailed in the policy. At September 30, 2023, total fund balance of the General Fund met the minimum percentage requirement.

When the government incurs an expenditure for purposes for which various fund balance classifications can be used, it is the government's policy to use restricted fund balance first, then committed fund balance, assigned fund balance, and finally unassigned fund balance.

## COUNTY OF KENT, MICHIGAN

### Notes to Financial Statements

#### *Interfund Transactions*

During the course of normal operations, the County has numerous transactions between funds and component units, including expenditures and transfers of resources to provide services, construct assets, and service debt. The accompanying financial statements generally reflect such transactions as transfers. Transfers between governmental or proprietary funds are netted as part of the reconciliation to the government-wide financial statements. Internal service funds are used to record charges for services to all County departments and funds as transfers or operating revenue. All County funds record these payments to the internal service funds as transfers or operating expenditures/expenses.

#### *Capital Contributions - Gerald R. Ford International Airport Authority*

Passenger facility charges (PFC) are collected from airlines that service the airport for each enplaned passenger, and such charges must be used to fund capital projects. The Authority received approval from the Federal Aviation Administration (FAA) on September 9, 1992 to start collecting a \$3 PFC. The Authority received approval to use PFC revenue previously collected, as well as future charges, on February 2, 1996. The PFC revenue is being used to pay debt service on the Airport Revenue Refunding Bonds, Series 2018 (previously, Series 2009). On September 8, 2005, the FAA approved a \$1.50 increase of the PFC to \$4.50. The additional PFC revenue will be used for terminal improvements. Passenger facility charges are recorded as nonoperating revenue when the underlying transaction between the airline and the passenger occurs.

Customer facility charges (CFC) are collected for rental-car-related capital projects. The CFC of \$3 per transaction day on rental car transactions was approved by the Gerald R. Ford International Airport Authority board on August 31, 2005. The CFC revenue was used to develop new rental car service facilities and rental vehicle ready/return spaces in the parking structure. Consequently, revenue is recognized when earned and is classified as nonoperating revenue. As of March 1, 2016, the amount collected in CFCs and rental income from the car rental agencies reached the total amount expended in the development of the new rental car service facilities. At that time, the board approved for the CFC revenue to be put towards the payment of debt incurred during the 2015 construction of the roof of the parking structure, as well as a maintenance fund for the car rental service facilities. The Authority estimates that the total amount needed to pay off the debt and the maintenance fund for 15 years is \$37 million. Based on current collection rates, the Authority anticipates that the total amount will be collected via CFCs by December 31, 2030.

The Authority received a significant amount of funding through the Airport Improvement Program of the Federal Aviation Administration, with certain matching funds provided by the Authority and the State of Michigan. Capital funding provided under government grants is recognized when all eligibility criteria have been met, which is typically when the related allowable expenditures have been incurred. Grants for capital asset acquisitions, facilities development, and rehabilitation are reported in the statement of revenue, expenses, and changes in net position after nonoperating revenue (expenses) as capital contributions.

# COUNTY OF KENT, MICHIGAN

## Notes to Financial Statements

### *Revenue Concentrations*

The Department of Public Works enterprise fund has five major customers accounting for 60.0% of net sales during the period ended September 30, 2023. The same customers accounted for 50.5% of accounts receivable at September 30, 2023.

### *Pension and Other Postemployment Benefits Plans*

The financial statements of the Kent County Employees' Retirement Plan and the Voluntary Employees' Beneficiary Association (the "Plans") are prepared using the accrual basis of accounting. Plan member contributions are recognized in the period which the contributions are due. The County's contributions are recognized when due and a formal commitment to provide the contributions has been made. Benefits and refunds are recognized when due and payable in accordance with the terms of the Plan. Dividend income is recognized based on the ex-dividend date, and interest income is recognized on the accrual basis as earned. All realized gains and losses on investments are recognized at the point of sale and are included in investment income. Purchases and sales of investments are recorded as of the trade date, which is the date when the transaction is initiated. Administration costs are financed initially through forfeited contributions by terminated employees not vested in the Plans and through the Plans' investment earnings.

### *Use of Estimates*

The preparation of financial statements in conformity with accounting principles generally accepted in the United States of America requires management to make estimates and assumptions that affect the amounts reported in the financial statements and accompanying notes. Actual results may differ from those estimates. The County utilizes various investment instruments which are exposed to various risks, such as interest rate, credit and overall market volatility. Due to the level of risk associated with certain investment securities, it is reasonably possible that changes in the values of investment securities will occur in the near term and that such changes could materially affect the amounts reported in the financial statements.

## 2. DEPOSITS AND INVESTMENTS

### *General County*

Most cash, investments and accrued interest of the individual funds, except those of the retirement plans, are combined in the County's Pooled Cash and Investment System, which is managed by the County Treasurer. The external portion of the investment pool is reported as an investment trust fund in the fiduciary funds. The internal portion is reported as "cash, investments, and accrued interest" in each fund.



# COUNTY OF KENT, MICHIGAN

## Notes to Financial Statements

Following is a reconciliation of deposit and investment balances as of September 30, 2023:

	Primary Government	Component Units	Totals
<b>Statement of Net Position</b>			
Cash, investments, and accrued interest	\$ 340,226,767	\$ 64,413,500	\$ 404,640,267
Restricted cash, investments, and accrued interest	102,364,314	103,961,421	206,325,735
<b>Statement of Fiduciary Net Position</b>			
Pension and other postemployment benefit trust funds:			
Cash and cash equivalents	860,127	-	860,127
Investments	1,000,723,101	-	1,000,723,101
Investment trust fund:			
Pooled cash, investments, and accrued interest	66,693,404	-	66,693,404
Custodial fund:			
Pooled cash, investments, and accrued interest	96,637,865	-	96,637,865
<b>Total</b>	<b>\$ 1,607,505,578</b>	<b>\$ 168,374,921</b>	<b>\$ 1,775,880,499</b>
<b>Deposits and investments</b>			
Bank deposits:			
Checking and savings accounts			\$ 86,065,752
Pooled certificates of deposit:			
Due within one year			159,547,423
Due in one to five years			45,964,695
Airport trustee collateralized deposits			15,233,934
Investments:			
Pooled investments, at fair value			379,374,675
Timing difference for certificate of deposit premium and discount			(77,793)
Accrued income on pooled investments			4,581,823
DPW Perpetual Care Fund (South Kent Landfill, Note 19)			2,967,560
Timing difference for funds and component units with different fiscal year-ends participating in pooled investments			(123,557)
Airport money market mutual funds			81,567,838
Pension trust fund investments			957,001,876
VEBA trust fund investments			43,721,225
Cash on hand			55,048
<b>Total</b>			<b>\$ 1,775,880,499</b>

# COUNTY OF KENT, MICHIGAN

## Notes to Financial Statements

*Custodial Credit Risk – Deposits.* Custodial credit risk is the risk that, in the event of a bank failure, the County’s deposits might not be returned. It is County policy to review and verify a bank’s creditworthiness through a system of ratio analysis and from information provided by several third-party sources. In addition, the County’s investment policy places concentration limits on the total amount deposited with a single financial institution. As of period-end, \$324,825,685 of the County’s bank balance of \$335,731,576 was exposed to custodial credit risk because it was uninsured and uncollateralized.

Due to the dollar amounts of cash deposits and the limits of FDIC insurance, the County believes it is impractical to insure all bank deposits. As a result, the County evaluates each financial institution with which it deposits County funds and assesses the level of risk of each institution; only those institutions with an acceptable estimated risk level are used as depositories.

*Custodial Credit Risk – Investments.* Following is a summary of the County’s investments as of September 30, 2023:

Pooled investments:	
Money market funds	\$ 161,825,079
U.S. government securities	217,549,596
Total pooled investments	<u>379,374,675</u>
Separately-held investments:	
Money market mutual fund	<u>2,967,560</u>
<b>Total</b>	<b><u><u>\$ 382,342,235</u></u></b>

For an investment, custodial credit risk is the risk that, in the event of the failure of the counterparty, the County will not be able to recover the value of its investments or collateral securities that are in the possession of an outside party. The County’s investment policy requires that all investment transactions be conducted through a custodian that will act as the system’s third party as evidenced by safekeeping receipts in the County’s name. The investment policy requires that the safekeeping institution shall annually provide a copy of its most recent report on internal controls (SOC-1 report). To reduce custodial risk further, the County’s investment policy requires that all trades of marketable securities be executed by delivery versus payment to ensure that securities are deposited in an eligible financial institution prior to the release of funds. As of September 30, 2023, none of the County’s investments were exposed to custodial credit risk inasmuch as all investments are held in the name of the County.

*Credit Risk.* Statutes and various bond indentures authorized the County to invest in obligations of the U.S. Treasury, governmental agencies and instrumentalities, commercial paper rated at the time of purchase within the two highest classifications established by not less than two standard rating services, bankers’ acceptances of U.S. banks, U.S. government or federal agency obligation repurchase agreements, obligations of the State of Michigan or any of its political subdivisions rated as investment grade by not less than one standard rating service, and mutual funds composed of the types of investment vehicles named previously.

## COUNTY OF KENT, MICHIGAN

### Notes to Financial Statements

The Department of Public Works enterprise fund and the County debt service and capital projects funds are authorized to invest in the same types of investments described above, except that additional restrictions are placed on the classifications for commercial paper purchases and the type of financial institution from which investments may be purchased. The County's investment policy requires that commercial paper have a minimum quality rating of P1 from Moody's or A1 from Standard & Poor's at the time of purchase. Mutual fund investments must have a par share value intended to maintain a net asset value of at least \$1.00 per share. Credit risk ratings, where applicable, are summarized as follows:

	Pooled Investments	Separately-held Investments	Totals
S&P AAA/AAAm	\$ 161,825,079	\$ 2,967,560	\$ 164,792,639
S&P AA+	217,549,596	-	217,549,596
<b>Total</b>	<b>\$ 379,374,675</b>	<b>\$ 2,967,560</b>	<b>\$ 382,342,235</b>

*Interest Rate Risk.* Interest rate risk is the risk that the market rate of securities in the portfolio will fall due to changes in market interest rates. State law limits the allowable investments and the maturities of some of the allowable investments as identified in the summary of significant accounting policies. To limit its exposure to fair value losses from rising interest rates, the County's investment policy requires that the investment portfolio be structured so that securities mature to meet cash requirements for ongoing operations, thereby avoiding the need to sell securities on the open market prior to maturity. This is accomplished by investing operating funds primarily in shorter-term securities, money market mutual funds, or similar investment pools and limiting the average maturity of the portfolio as required by the County's policy.

Maturity dates for investments held at September 30, 2023 are summarized as follows:

	No maturity	Due < 1 year	Due in 1-5 years	Totals
Pooled investments:				
Money market funds	\$ 161,825,079	\$ -	\$ -	\$ 161,825,079
U.S. government securities	-	147,032,652	70,516,944	217,549,596
	161,825,079	147,032,652	70,516,944	379,374,675
Separately-held investments:				
Money market mutual funds	2,967,560	-	-	2,967,560
<b>Total</b>	<b>\$ 164,792,639</b>	<b>\$ 147,032,652</b>	<b>\$ 70,516,944</b>	<b>\$ 382,342,235</b>

The money market funds are comprised of short-term securities (maturity generally less than 90 days). The average portfolio maturity for the separately-held mutual funds is 27 days.

## COUNTY OF KENT, MICHIGAN

### Notes to Financial Statements

*Concentration of Credit Risk.* Concentration of credit risk is the risk of loss attributed to the magnitude of the County's investment in a single issuer. State law limits allowable investments but does not limit concentration of credit risk as identified in the list of authorized investments in the summary of significant accounting policies. The County's investment policy provides that, with the exception of U.S. Treasuries and authorized pools, no more than 25% of the portfolio shall be invested in a single security type or with a single financial institution. At September 30, 2023, the County had no investment in a single issuer that exceeded 25% of total investments.

*Fair Value Measurement.* The County categorizes its fair value measurements within the fair value hierarchy established by generally accepted accounting principles. The hierarchy is based on the valuation inputs used to measure the fair value of the asset. Level 1 inputs are quoted prices in active markets for identical assets; Level 2 inputs are significant other observable inputs; and Level 3 inputs are significant unobservable inputs.

The County has the following recurring fair value measurements as of September 30, 2023:

	Level 1	Level 2	Carried at Amortized Cost	Total
U.S. government securities	\$ -	\$ 217,549,596	\$ -	\$ 217,549,596
Money market mutual funds	2,967,560	-	75,759,941	78,727,501
Total investments by fair value level	<u>\$ 2,967,560</u>	<u>\$ 217,549,596</u>	<u>\$ 75,759,941</u>	296,277,097
Investments carried at net asset value:				
Michigan CLASS government investment pool				<u>86,065,138</u>
<b>Total investments</b>				<u><u>\$ 382,342,235</u></u>

Securities traded on a national or international exchange are valued at the last reported sales price at current exchange rates. After the initial offering period, U.S. government securities are valued based on active trade data for comparable investments. Money market mutual funds are valued by fund managers based on the fair value of the underlying securities. The County's investment in the Michigan Liquid Asset Fund (MILAF) is carried at amortized cost (which approximates fair value).

The County holds shares in the Michigan CLASS government investment pool whereby the fair value of the investment is measured on a recurring basis using net asset value per share (or its equivalent) of the investment pool as a practical expedient.

## COUNTY OF KENT, MICHIGAN

### Notes to Financial Statements

At September 30, 2023, the net asset value of the County's investment in the Michigan CLASS government investment pool was \$86,065,138. The investment pool had no unfunded commitments, specific redemption frequency or redemption notice period required. The Michigan CLASS government investment pool invests in U.S. treasury obligations, federal agency obligations of the U.S. government, high-grade commercial paper (rated 'A-1' or better) collateralized bank deposits, repurchase agreements (collateralized at 102% by Treasuries and agencies), and approved money-market funds. The program seeks to provide safety, liquidity, convenience, and competitive rates of return, and is designed to meet the needs of Michigan public sector investors. It purchases securities that are legally permissible under state statutes and are available for investment by Michigan counties, cities, townships, school districts, authorities and other public agencies.

#### ***Pension and Other Postemployment Benefits Trust Funds***

The deposits and investments of the County's pension and other postemployment benefits trust funds are maintained separately from the County's pooled cash and investments, and are subject to separate investment policies and State statutes. Accordingly, the required disclosures for the pension and other postemployment benefits trust deposits and investments are presented separately.

*Deposits.* The pension trust fund does not maintain any checking or other demand/time deposit accounts. Amounts reported as cash and cash equivalents in the statement of fiduciary net position are composed entirely of short-term investments in money market accounts.

*Investments.* The Michigan Public Employees Retirement Systems' Investment Act, Public Act 314 of 1965, as amended, authorizes the pension and other postemployment benefits trust funds to invest in stocks, governmental and corporate securities, mortgages, real estate, and various other investment instruments, subject to certain limitations. The Pension and VEBA boards have the responsibility and authority to oversee the investment portfolio. Various professional investment managers are contracted to assist in managing the trust funds' assets. All investment decisions are subject to Michigan law and the respective investment policies established by the Pension and VEBA boards.

The investments of each pension and other postemployment benefits trust funds are held in a bank administered trust fund.

## COUNTY OF KENT, MICHIGAN

### Notes to Financial Statements

Following is a summary of pension and other postemployment benefits trust investments as of December 31, 2022:

	Pension Trust	VEBA Trust	Total
U.S. government obligations	\$ 27,794,685	\$ -	\$ 27,794,685
U.S. government agency obligations	354,060	-	354,060
Municipal obligations	452,608	-	452,608
Corporate obligations	23,911,599	-	23,911,599
Common stock	398,099,712	-	398,099,712
Foreign obligations	10,878,211	-	10,878,211
Foreign common stock	3,178,995	-	3,178,995
Money market funds	22,887,191	-	22,887,191
International equity mutual funds	182,946,739	8,791,900	191,738,639
Domestic equity mutual funds	-	17,741,658	17,741,658
Domestic fixed income mutual funds	-	5,709,260	5,709,260
International fixed income mutual funds	137,958,489	8,629,992	146,588,481
Real estate and infrastructure securities	91,116,027	2,848,415	93,964,442
Asset-backed securities	9,536,477	-	9,536,477
Mortgage-backed securities fund	47,887,083	-	47,887,083
<b>Total investments</b>	<u>\$ 957,001,876</u>	<u>\$ 43,721,225</u>	<u>\$ 1,000,723,101</u>

*Credit Risk.* Credit risk is the risk that an issuer or other counterparty to an investment will not fulfill its obligations. The Plan's investment policy requires that bonds have a minimum quality rating of Baa3/BBB/BBB- at the time of purchase. The overall portfolio is expected to maintain an average credit quality of A- or higher. Money market instruments shall have a minimum quality rating comparable to an A bond rating and commercial paper shall not be rated less than A1/P1 unless held in a diversified short-term commingled fund. For collateralized mortgage obligations, only issues rated AA-/Aa3 or better at time of purchase are permitted.

## COUNTY OF KENT, MICHIGAN

### Notes to Financial Statements

As of December 31, 2022, the pension and other postemployment benefits trust investments had the following credit risk ratings:

	Pension Trust	VEBA Trust	Total
Standard and Poor's AAA	\$ 5,447,846	\$ -	\$ 5,447,846
Standard and Poor's AA	2,418,061	-	2,418,061
Standard and Poor's A	10,435,442	-	10,435,442
Standard and Poor's BBB	22,421,638	-	22,421,638
Standard and Poor's BB	448,325	-	448,325
Standard and Poor's B	22,864	-	22,864
Unrated	132,431,097	-	132,431,097
Not subject to credit risk	783,376,603	43,721,225	827,097,828
<b>Total</b>	<u>\$ 957,001,876</u>	<u>\$ 43,721,225</u>	<u>\$ 1,000,723,101</u>

*Custodial Credit Risk.* For investments, custodial credit risk is the risk that, in the event of the failure of the counterparty, the County will not be able to recover the value of its investments or collateral securities that are in the possession of an outside party. The County's pension investment policies require that investment securities be held in trust by a third-party institution in the name of the pension trust fund. As such, although uninsured and unregistered, the County's pension investments are not exposed to custodial credit risk since the securities are held by the counterparty's trust department in the name of the pension trust fund. Open-end mutual funds are not exposed to custodial credit risk because their existence is not evidenced by securities that exist in physical or book form.

The amounts reported as cash and money market funds in the statement of fiduciary net position are insured by the Federal Depository Insurance Corporation and the Securities Investors Protection Act, respectively, for up to \$250,000 and \$500,000 per financial institution, respectively. The carrying amount of the pension accounts as of December 31, 2022 was \$22,887,191, of which the insured amount was \$2,000,506; the remaining balance of \$20,886,685 is uninsured and uncollateralized. As of year-end, \$610,127 of the VEBA's bank balance of \$860,127 was exposed to custodial credit risk because it was uninsured and uncollateralized.

*Concentration of Credit Risk.* Concentration of credit risk is the risk of loss attributed to the magnitude of the Plan's investment in a single issuer. For fixed income portfolios, the Plan's Investment Policy provides that, with the exception of U.S. treasuries and agencies, no more than 3% of the portfolio shall be invested in the obligations of any one issuer. For equity portfolios, no single company's securities should represent more than 5% at cost, or 7% at market value, of the individual manager's portfolio. Collateralized mortgage obligations are limited to 5% per issue. As of December 31, 2022, the pension and other postemployment benefits trust fund had no investment in a single issuer, other than U.S. treasuries and agencies, that exceeded the above percentages.

## COUNTY OF KENT, MICHIGAN

### Notes to Financial Statements

*Foreign Currency Risk.* Foreign currency risk is the risk that changes in exchange rates will adversely affect the fair value of an investment or deposit. Foreign currency risk is mitigated by requiring the portfolio to be broadly diversified by number of holdings, by geographic location and across industry sectors. Country exposures are monitored through a quarterly performance report. The exposure to foreign currency risk is as follows:

Investment (currency in U.S. dollar)	Pension Trust	VEBA Trust	Total
Foreign obligations	\$ 10,878,211	\$ -	\$ 10,878,211
Foreign common stock	3,178,995	-	3,178,995
International equity mutual funds	182,946,739	8,791,900	191,738,639
International fixed income mutual funds	137,958,489	8,629,992	146,588,481
<b>Total</b>	<b>\$ 334,962,434</b>	<b>\$ 17,421,892</b>	<b>\$ 352,384,326</b>

*Interest Rate Risk.* Interest rate risk is the risk that changes in interest rates will adversely affect the fair value of an investment. The Plans' policies provide for their fixed income portfolios to have an average duration of no more than 120% of the duration of the stated benchmark which varies by portfolio. Investments in equity mutual funds are comprised of securities with no stated maturity date. Accordingly, such investments are deemed to have an average duration of zero years. The VEBA Plans' investments in fixed income mutual funds have average durations ranging from 5.47 to 7.74 years.

At December 31, 2022, maturities of the County's pension and VEBA investments were as follows:

	Pension Trust	VEBA Trust	Total
Less than 1 year	\$ 4,658,269	\$ -	\$ 4,658,269
1 - 5 years	31,843,527	-	31,843,527
6 - 10 years	23,876,313	-	23,876,313
More than 10 years	38,473,568	-	38,473,568
No maturity	858,150,199	43,721,225	901,871,424
<b>Total</b>	<b>\$ 957,001,876</b>	<b>\$ 43,721,225</b>	<b>\$ 1,000,723,101</b>

*Fair Value Measurement.* The Plans categorize fair value measurements within the fair value hierarchy established by generally accepted accounting principles. The hierarchy is based on the valuation inputs used to measure the fair value of the asset. Level 1 inputs are quoted prices in active markets for identical assets; Level 2 inputs are significant other observable inputs; and Level 3 inputs are significant unobservable inputs.



# COUNTY OF KENT, MICHIGAN

## Notes to Financial Statements

The pension trust has the following recurring fair value measurements as of December 31, 2022:

	Level 1	Level 2	Level 3	Total
U.S. government obligations	\$ -	\$ 27,794,685	\$ -	\$ 27,794,685
U.S. government agency obligations	-	354,060	-	354,060
Municipal obligations	-	452,608	-	452,608
Corporate obligations	-	23,911,599	-	23,911,599
Common stock	102,489,951	295,609,761	-	398,099,712
Foreign obligations	-	10,878,211	-	10,878,211
Foreign common stock	3,178,995	-	-	3,178,995
International equity mutual funds	-	182,946,739	-	182,946,739
International fixed income mutual funds	54,788,399	41,389,158	41,780,932	137,958,489
Real estate and infrastructure securities	-	-	91,116,027	91,116,027
Asset-backed securities	-	9,536,477	-	9,536,477
Mortgage-backed securities fund	-	47,887,083	-	47,887,083
<b>Total investments by fair value level</b>	<b>\$ 160,457,345</b>	<b>\$ 640,760,381</b>	<b>\$ 132,896,959</b>	<b>934,114,685</b>
Money market fund measured at amortized cost (which approximates fair value)				<u>22,887,191</u>
<b>Total investments</b>				<b><u>\$ 957,001,876</u></b>

The VEBA trust has the following recurring fair value measurements as of December 31, 2022:

	Level 1	Level 2	Level 3	Total
Domestic equity mutual funds	\$ 4,957,380	\$ 12,784,278	\$ -	\$ 17,741,658
International equity mutual funds	8,791,900	-	-	8,791,900
Domestic fixed income mutual funds	5,709,260	-	-	5,709,260
International fixed income mutual funds	2,652,774	5,977,218	-	8,629,992
Real estate securities	-	-	2,848,415	2,848,415
<b>Total investments</b>	<b>\$ 22,111,314</b>	<b>\$ 18,761,496</b>	<b>\$ 2,848,415</b>	<b>\$ 43,721,225</b>

# COUNTY OF KENT, MICHIGAN

## Notes to Financial Statements

Securities traded on a national or international exchange are valued at the last reported sales price at current exchange rates. Debt securities are valued by the Plans' investment custodian using independent pricing services based on the type of asset. The pricing services may use valuation models or matrix pricing, which consider: (a) benchmark yields, (b) reported trades, (c) broker/dealer quotes, (d) benchmark securities, (e) bids or offers, and (f) reference data. Asset-backed and mortgage-backed securities funds are valued based on the future cash flows of the principal and interest payments of the underlying collateral of mortgages on various assets. The fair value of real estate and infrastructure investments is based on independent appraisals.

Certain investments are subject to redemption restrictions. Real estate and infrastructure securities are restricted based on the applicable portfolio: (a) quarterly with a 45-day written notice, or (b) on March 31 or September 30 with a 90-day notice. Equity mutual funds are generally restricted to redemption on the first or last day of each month. All other investments are subject to daily redemption.

### ***Cash and Investment Pool***

The County maintains a cash and investment pool that is available for use by all funds, component units and, on a voluntary basis, other local units of government, except the Employees' Retirement and VEBA Plans. The cash and investment pool is not subject to regulatory oversight, is not registered with the SEC and does not issue a separate report. The net asset value of the pool does not fluctuate and the fair value of the position in the pool is the same as the value of the pool shares. The cash and investment pool has not provided or obtained any legally binding guarantees during the period to support the value of the shares. Investments are valued monthly. The investment pool follows the County's investment policy.

The following condensed financial statements for the cash and investments include the activity of all funds, component units and local units of government in the pool:

### ***Condensed Statement of Net Position***

#### **Assets**

Demand deposits	\$ 23,579,497
Savings accounts	18,114,423
Imprest cash	12,585
Cash on hand	20,686
Certificates of deposit	205,512,118
Pooled investments	379,374,675
Accrued interest	4,581,823
Timing difference for CD premium and discount	(77,793)
	<hr/>
<b>Total assets</b>	<b>\$ 631,118,014</b>

# COUNTY OF KENT, MICHIGAN

## Notes to Financial Statements

<b>Net position</b>	
Available for external pool participants	\$ 67,116,341
Available for internal pool participants	<u>564,001,673</u>
<b>Total net position</b>	<u>\$ 631,118,014</u>
<b>Shares outstanding</b> (unlimited shares authorized)	631,118,014
<b>Net asset value</b> , offering and redemption price per share	\$ 1

### *Condensed Statement of Changes in Net Position*

<b>Revenues</b>	
Investment income	<u>\$ 15,214,850</u>
<b>Shares transactions at net position value of \$1 per share</b>	
Purchase of units	(1,007,140,246)
Redemption of units	<u>1,071,747,458</u>
<b>Net change in net position and shares resulting from shares transactions</b>	<u>64,607,212</u>
<b>Change in net position</b>	79,822,062
Net position, beginning of period	<u>551,295,952</u>
<b>Net position, end of period</b>	<u>\$ 631,118,014</u>

*Custodial Credit Risk.* At September 30, 2023, the carrying amount of the cash and investment pool's deposits was \$247,206,038 and the bank balances totaled \$249,135,177. Of the bank balance, \$5,500,000 was insured and \$243,635,177 was uninsured and uncollateralized. In addition, the cash and investment pool maintained imprest cash and cash on hand of \$33,271. There was no custodial credit risk related to the investments.

Credit risk ratings for the cash and investment pool are included in the disclosures above.

*Concentration of Credit Risk.* Concentration of credit risk disclosures are included in the information above.

# COUNTY OF KENT, MICHIGAN

## Notes to Financial Statements

### 3. RECEIVABLES

Receivables are comprised of the following at period-end:

	Governmental Activities	Business-type Activities	Component Units
Accounts	\$ 16,071,105	\$ 6,161,649	\$ 15,387,581
Less: allowance for uncollectibles	-	(38,000)	-
Taxes (current)	18,207,967	-	-
Taxes (delinquent)	436,986	10,448,244	-
Due from other governments	20,808,760	1,713,238	18,995,969
Loans	1,498,928	-	-
Special assessments	-	-	4,377,936
Installment sales agreement	18,195,826	-	6,047,458
Leases	13,710,833	-	12,506,971
<b>Total receivables</b>	<b><u>\$ 88,930,405</u></b>	<b><u>\$ 18,285,131</u></b>	<b><u>\$ 57,315,915</u></b>

The Airport Authority component unit and Delinquent Tax Revolving enterprise fund reported restricted receivables of \$1,257,406 and \$10,199,861, respectively. The Airport Authority's restricted receivable is restricted for capital improvements related to passenger and customer facility charges. The Delinquent Tax Revolving Fund's restricted receivables are restricted for debt service payments on the 2022 and 2023 General Obligation Limited Tax Notes.

Of the amounts reported for receivables above, the following are not expected to be collected within one year:

	Governmental Activities	Business-type Activities	Component Units
Accounts	\$ 6,223,582	\$ -	\$ 1,257,406
Loans	1,498,928	-	-
Special assessments	-	-	4,194,946
Installment sales agreement	16,148,703	-	5,220,925
Leases	11,380,150	-	10,667,189
<b>Total receivables</b>	<b><u>\$ 29,027,781</u></b>	<b><u>\$ -</u></b>	<b><u>\$ 20,083,060</u></b>

The amount recorded as an allowance for uncollectibles in business-type activities is related to billings receivable in the Department of Public Works enterprise fund.

# COUNTY OF KENT, MICHIGAN

## Notes to Financial Statements

### 4. OTHER ASSETS

Other assets are comprised of the following at period-end:

	Governmental Activities	Business-type Activities	Component Units
Inventories	\$ 1,163,343	\$ -	\$ 3,466,857
Prepays	1,282,721	240,573	2,450,706
<b>Total</b>	<b>\$ 2,446,064</b>	<b>\$ 240,573</b>	<b>\$ 5,917,563</b>

### 5. ACCOUNTS PAYABLE AND ACCRUED LIABILITIES

Payables are comprised of the following at period-end:

	Governmental Activities	Business-type Activities	Component Units
Accounts	\$ 25,261,950	\$ 11,510,414	\$ 26,978,788
Accrued liabilities	10,841,681	2,280,740	1,521,684
Due to other governments	106,684	-	582,067
Accrued interest on long-term debt	1,240,658	138,146	4,849,265
<b>Total</b>	<b>\$ 37,450,973</b>	<b>\$ 13,929,300</b>	<b>\$ 33,931,804</b>

### 6. INTERFUND RECEIVABLES AND PAYABLES AND TRANSFERS

The composition of interfund balances as of September 30, 2023, was as follows:

#### *Due to and from primary government funds*

	Due from Other Funds	Due to Other Funds
General fund	\$ 8,602,010	\$ 18,072,131
Coronavirus	-	47,925
Public improvement	4,037,262	39,350
Nonmajor governmental funds	4,397,488	8,874,371
Department of public works	475,731	475,981
Internal service funds	10,000,267	3,000
<b>Total</b>	<b>\$ 27,512,758</b>	<b>\$ 27,512,758</b>

# COUNTY OF KENT, MICHIGAN

## Notes to Financial Statements

In addition, an interfund balance existed between governmental activities and business-type activities in the amount of \$229,759. This resulted from the allocation of a portion of internal service fund net position of governmental-type internal service funds to business-type activities.

### *Due to and from component units*

	Due from Component Units	Due to Primary Government
General fund	\$ 1,612,075	\$ -
Drainage Districts	-	1,612,075
<b>Total</b>	<u>\$ 1,612,075</u>	<u>\$ 1,612,075</u>

These balances resulted from the time lag between the dates that (1) interfund goods and services are provided or reimbursable expenditures occur, (2) transactions are recorded in the accounting system, and (3) payments between funds are made.

### *Advances to and from component units*

	Advances to Component Units	Advances from Primary Government
General fund	\$ 1,090,956	\$ -
Drainage Districts	-	1,090,956
<b>Total</b>	<u>\$ 1,090,956</u>	<u>\$ 1,090,956</u>

For the period ended September 30, 2023, interfund transfers consisted of the following:

Transfers out	Transfers In				Totals
	General Fund	Public Improvement	Nonmajor Governmental Funds	Internal Service Funds	
General fund	\$ -	\$ 14,887,127	\$ 23,296,458	\$ 10,220,000	\$ 48,403,585
Coronavirus	-	468,513	6,000,000	-	6,468,513
Public improvement	-	-	643,317	-	643,317
Nonmajor governmental funds	12,612,694	-	2,936,731	-	15,549,425
<b>Total</b>	<u>\$ 12,612,694</u>	<u>\$ 15,355,640</u>	<u>\$ 32,876,506</u>	<u>\$ 10,220,000</u>	<u>\$ 71,064,840</u>

# COUNTY OF KENT, MICHIGAN

## Notes to Financial Statements

Transfers are used to: (1) move revenues from the fund that is required to collect them to the fund that is required or allowed to expend them; (2) move receipts restricted to or allowed for debt service from the funds collecting the receipts to the debt service fund as debt service payments become due; (3) use unrestricted revenues collected in the General Fund to finance various programs accounted for in other funds in accordance with budgetary authorizations; (4) use unrestricted revenues collected in the General Fund of \$8 million for the funding of the Insurance Authority Internal Service Fund and \$2 million for insurance liability reserves; and (5) move unrestricted revenue to the nonmajor Building Authority Capital Projects Fund for the future Medical Examiner Facility.

### 7. CAPITAL ASSETS

#### Primary government

Capital asset activity for the primary government for the period ended September 30, 2023, was as follows:

	Beginning Balance	Additions	Disposals	Transfers	Ending Balance
<b>Governmental Activities</b>					
Capital assets, not being depreciated/amortized:					
Land	\$ 87,791,949	\$ 4,094,247	\$ -	\$ -	\$ 91,886,196
Property easements	36,583	-	-	-	36,583
Construction in progress	21,041,377	16,061,616	(30,162)	(26,130,387)	10,942,444
	<u>108,869,909</u>	<u>20,155,863</u>	<u>(30,162)</u>	<u>(26,130,387)</u>	<u>102,865,223</u>
Capital assets, being depreciated/amortized:					
Land improvements	45,979,721	633,692	(85,200)	531,981	47,060,194
Buildings and improvements	267,520,127	3,106,560	(725,521)	22,071,645	291,972,811
Machinery and equipment	49,417,831	1,363,595	(7,177,680)	3,526,761	47,130,507
Motor vehicles	11,102,342	1,370,060	(500,934)	-	11,971,468
Infrastructure	3,266,929	-	-	-	3,266,929
Animals	39,787	-	-	-	39,787
Lease assets (Note 9):					
Buildings and improvements	27,500	300,199	(27,500)	-	300,199
Machinery and equipment	83,767	-	(83,767)	-	-
Motor vehicles	137,537	-	-	-	137,537
Subscription assets (Note 10)	3,627,132	-	-	-	3,627,132
	<u>381,202,673</u>	<u>6,774,106</u>	<u>(8,600,602)</u>	<u>26,130,387</u>	<u>405,506,564</u>

continued...

# COUNTY OF KENT, MICHIGAN

## Notes to Financial Statements

	Beginning Balance	Additions	Disposals	Transfers	Ending Balance
Less accumulated depreciation/amortization for:					
Land improvements	\$ (28,453,392)	\$ (1,278,002)	\$ 73,532	\$ -	\$ (29,657,862)
Buildings and improvements	(102,149,515)	(3,660,149)	394,497	-	(105,415,167)
Machinery and equipment	(35,183,162)	(2,680,050)	4,723,745	-	(33,139,467)
Motor vehicles	(5,641,081)	(650,946)	413,540	-	(5,878,487)
Infrastructure	(915,757)	(116,725)	-	-	(1,032,482)
Animals	(31,601)	(4,092)	-	-	(35,693)
Lease assets (Note 9):					
Buildings and improvements	(22,000)	(8,001)	27,500	-	(2,501)
Machinery and equipment	(20,942)	-	20,942	-	-
Motor vehicles	(47,156)	(35,367)	-	-	(82,523)
Subscription assets (Note 10)	(982,455)	(736,841)	-	-	(1,719,296)
	<u>(173,447,061)</u>	<u>(9,170,173)</u>	<u>5,653,756</u>	<u>-</u>	<u>(176,963,478)</u>
Total capital assets being depreciated/ amortized, net	<u>207,755,612</u>	<u>(2,396,067)</u>	<u>(2,946,846)</u>	<u>26,130,387</u>	<u>228,543,086</u>
<b>Governmental activities capital assets, net</b>	<u>\$ 316,625,521</u>	<u>\$ 17,759,796</u>	<u>\$ (2,977,008)</u>	<u>\$ -</u>	<u>\$ 331,408,309</u>

concluded

At September 30, 2023, the County's governmental activities had outstanding commitments through construction contracts of approximately \$2.2 million.

For the period ended September 30, 2023, two assets with a net book value of \$2,268,738 were disposed along with the related contract and lease liability of \$1,625,391 for a loss on disposal of \$643,347.



# COUNTY OF KENT, MICHIGAN

## Notes to Financial Statements

	Beginning Balance	Additions	Disposals	Transfers	Ending Balance
<b>Business-type Activities</b>					
Capital assets, not being depreciated/amortized:					
Land	\$ 6,198,964	\$ -	\$ -	\$ -	\$ 6,198,964
Construction in progress	8,238,880	16,435,780	-	(319,050)	24,355,610
	<u>14,437,844</u>	<u>16,435,780</u>	<u>-</u>	<u>(319,050)</u>	<u>30,554,574</u>
Capital assets, being depreciated/amortized:					
Landfill cells	24,647,463	3,622,855	-	-	28,270,318
Land improvements	10,885,176	-	-	292,630	11,177,806
Buildings and improvements	93,090,545	25,255	-	-	93,115,800
Machinery and equipment	25,656,195	4,491,552	(1,822,307)	26,420	28,351,860
Vehicles	974,211	371,087	(56,158)	-	1,289,140
Lease assets (Note 9):					
Land	-	789,773	-	-	789,773
Vehicles	85,475	-	-	-	85,475
	<u>155,339,065</u>	<u>9,300,522</u>	<u>(1,878,465)</u>	<u>319,050</u>	<u>163,080,172</u>
Less accumulated depreciation/amortization for:					
Landfill cells	(15,049,609)	74,897	-	-	(14,974,712)
Land improvements	(7,925,271)	(255,628)	-	-	(8,180,899)
Buildings and improvements	(70,009,555)	(2,008,738)	-	-	(72,018,293)
Machinery and equipment	(15,936,900)	(2,058,840)	1,535,396	-	(16,460,344)
Vehicles	(618,764)	(87,695)	34,409	-	(672,050)
Lease assets (Note 9):					
Land	-	(84,619)	-	-	(84,619)
Vehicles	(20,933)	(15,699)	-	-	(36,632)
	<u>(109,561,032)</u>	<u>(4,436,322)</u>	<u>1,569,805</u>	<u>-</u>	<u>(112,427,549)</u>
Total capital assets being depreciated/ amortized, net	<u>45,778,033</u>	<u>4,864,200</u>	<u>(308,660)</u>	<u>319,050</u>	<u>50,652,623</u>
<b>Business-type activities</b>					
capital assets, net	<u>\$ 60,215,877</u>	<u>\$ 21,299,980</u>	<u>\$ (308,660)</u>	<u>\$ -</u>	<u>\$ 81,207,197</u>

At September 30, 2023, the County's business-type activities had outstanding commitments through construction contracts of approximately \$13.9 million.

For the period ended September 30, 2023, the capacity of landfill cells increased resulting in a decrease to accumulated amortization.

# COUNTY OF KENT, MICHIGAN

## Notes to Financial Statements

Depreciation and amortization expense was charged to functions/programs of the primary government as follows:

### Depreciation/amortization of governmental activities by function

General government	\$ 2,342,148
Public safety	1,958,507
Health and welfare	1,026,890
Cultural and recreation	2,164,672
Judicial	1,496,508
Internal service funds	<u>181,448</u>

**Total** \$ 9,170,173

### Depreciation/amortization of business-type activities by function

Department of public works	<u><u>\$ 4,436,322</u></u>
----------------------------	----------------------------

### Discretely presented component units

Capital assets activity for the Road Commission component unit for the year ended September 30, 2023, was as follows:

	Beginning Balance	Additions	Disposals	Transfers	Ending Balance
<b>Component Unit - Road Commission</b>					
Capital assets, not being depreciated:					
Land and land improvements	\$ 9,239,695	\$ 2,198,845	\$ (851,325)	\$ -	\$ 10,587,215
Construction in progress	22,818,314	4,373,778	-	(21,922,463)	5,269,629
	<u>32,058,009</u>	<u>6,572,623</u>	<u>(851,325)</u>	<u>(21,922,463)</u>	<u>15,856,844</u>
Capital assets, being depreciated:					
Buildings and improvements	14,987,625	8,280,089	(4,951,214)	21,166,279	39,482,779
Machinery and equipment	51,807,350	6,413,913	(3,088,486)	756,184	55,888,961
Infrastructure	752,993,883	36,665,576	-	-	789,659,459
	<u>819,788,858</u>	<u>51,359,578</u>	<u>(8,039,700)</u>	<u>21,922,463</u>	<u>885,031,199</u>
Less accumulated depreciation for:					
Buildings and improvements	(8,832,015)	(624,623)	3,655,025	-	(5,801,613)
Machinery and equipment	(32,988,195)	(4,377,206)	3,000,144	-	(34,365,257)
Infrastructure	(473,811,595)	(24,958,391)	-	-	(498,769,986)
	<u>(515,631,805)</u>	<u>(29,960,220)</u>	<u>6,655,169</u>	<u>-</u>	<u>(538,936,856)</u>
Total capital assets being depreciated, net	<u>304,157,053</u>	<u>21,399,358</u>	<u>(1,384,531)</u>	<u>21,922,463</u>	<u>346,094,343</u>
<b>Road Commission capital assets, net</b>	<u><u>\$ 336,215,062</u></u>	<u><u>\$ 27,971,981</u></u>	<u><u>\$ (2,235,856)</u></u>	<u><u>\$ -</u></u>	<u><u>\$ 361,951,187</u></u>

## COUNTY OF KENT, MICHIGAN

### Notes to Financial Statements

At September 30, 2023, the Road Commission discretely presented component unit had outstanding commitments through construction contracts of approximately \$42 million, of which approximately \$41 million was spent prior to September 30, 2023.

Capital assets activity for the Drainage Districts component unit for the period ended September 30, 2023, was as follows:

	Beginning Balance	Additions	Disposals	Transfers	Ending Balance
<b>Component Unit - Drainage Districts</b>					
Capital assets, not being depreciated:					
Land	\$ 2,117,137	\$ -	\$ -	\$ -	\$ 2,117,137
Construction in progress	8,708,435	507,720	-	-	9,216,155
	<u>10,825,572</u>	<u>507,720</u>	<u>-</u>	<u>-</u>	<u>11,333,292</u>
Capital assets, being depreciated:					
Infrastructure	31,141,863	14,393	-	-	31,156,256
Less accumulated depreciation for:					
Infrastructure	<u>(26,188,818)</u>	<u>(333,164)</u>	<u>-</u>	<u>-</u>	<u>(26,521,982)</u>
Total capital assets being depreciated, net	<u>4,953,045</u>	<u>(318,771)</u>	<u>-</u>	<u>-</u>	<u>4,634,274</u>
<b>Drainage Districts capital assets, net</b>	<u><u>\$ 15,778,617</u></u>	<u><u>\$ 188,949</u></u>	<u><u>\$ -</u></u>	<u><u>\$ -</u></u>	<u><u>\$ 15,967,566</u></u>

At September 30, 2023, the Drainage Districts component unit had outstanding commitments through construction contracts of approximately \$5.0 million.

# COUNTY OF KENT, MICHIGAN

## Notes to Financial Statements

Capital assets activity for the Airport Authority component unit for the year ended December 31, 2022, was as follows:

	Beginning Balance	Additions	Disposals	Transfers	Ending Balance
<b>Component Unit - Airport Authority</b>					
Capital assets, not being depreciated:					
Construction in progress	\$ 46,972,841	\$ 71,038,888	\$ -	\$ (23,143,519)	\$ 94,868,210
Capital assets, being depreciated:					
Land improvements	311,466,481	-	-	26,348	311,492,829
Buildings and improvements	324,522,299	-	(562,529)	21,136,517	345,096,287
Equipment	30,327,116	-	(262,851)	168,400	30,232,665
Systems	15,174,760	39,715	(214,509)	1,143,650	16,143,616
Office equipment and furniture	5,235,304	-	(607,542)	41,420	4,669,182
Vehicles	1,461,314	-	(39,564)	627,184	2,048,934
	<u>688,187,274</u>	<u>39,715</u>	<u>(1,686,995)</u>	<u>23,143,519</u>	<u>709,683,513</u>
Less accumulated depreciation for:					
Land improvements	(177,613,463)	(9,754,525)	-	-	(187,367,988)
Buildings and improvements	(149,008,336)	(10,875,998)	562,529	-	(159,321,805)
Equipment	(13,896,034)	(1,373,624)	262,851	-	(15,006,807)
Systems	(9,051,811)	(1,131,687)	214,509	-	(9,968,989)
Office equipment and furniture	(2,200,893)	(244,116)	607,542	-	(1,837,467)
Vehicles	(1,122,070)	(152,186)	33,522	-	(1,240,734)
	<u>(352,892,607)</u>	<u>(23,532,136)</u>	<u>1,680,953</u>	<u>-</u>	<u>(374,743,790)</u>
Total capital assets being depreciated, net	<u>335,294,667</u>	<u>(23,492,421)</u>	<u>(6,042)</u>	<u>23,143,519</u>	<u>334,939,723</u>
<b>Airport Authority capital assets, net</b>	<u>\$ 382,267,508</u>	<u>\$ 47,546,467</u>	<u>\$ (6,042)</u>	<u>\$ -</u>	<u>\$ 429,807,933</u>

As of December 31, 2022, the Airport Authority's commitments with contractors were approximately \$28.8 million.

# COUNTY OF KENT, MICHIGAN

## Notes to Financial Statements

### 8. BONDS, NOTES AND OTHER LONG-TERM LIABILITIES

Bonds, notes and other long-term liabilities activity for the period, was as follows:

	Beginning Balance	Additions	Deductions	Ending Balance	Due Within One Year
<b>Governmental activities</b>					
General obligation bonds	\$ 96,830,000	\$ -	\$ (8,650,000)	\$ 88,180,000	\$ 11,170,000
Contracts payable from direct borrowings	2,381,264	-	(2,120,688)	260,576	61,043
Lease liability (Note 9)	162,222	300,199	(107,375)	355,046	76,536
SBITA liability (Note 10)	2,697,779	-	(1,164,255)	1,533,524	453,635
Total installment debt	102,071,265	300,199	(12,042,318)	90,329,146	11,761,214
Net bond premium/discount	14,311,489	-	(1,288,818)	13,022,671	1,718,425
Pollution remediation liability	24,529	-	-	24,529	24,529
Compensated absences	10,199,303	5,031,884	(6,857,357)	8,373,830	3,764,843
<b>Total governmental activities</b>	<b>\$ 126,606,586</b>	<b>\$ 5,332,083</b>	<b>\$ (20,188,493)</b>	<b>\$ 111,750,176</b>	<b>\$ 17,269,011</b>
<b>Business-type activities</b>					
General obligation bonds	\$ 4,915,000	\$ -	\$ -	\$ 4,915,000	\$ 610,000
Notes payable	17,200,000	-	(13,000,000)	4,200,000	4,200,000
Notes payable from direct borrowings	-	13,130,000	(4,500,000)	8,630,000	-
Lease liability (Note 9)	65,360	789,773	(95,470)	759,663	129,416
Total installment debt	22,180,360	13,919,773	(17,595,470)	18,504,663	4,939,416
Net bond premium/discount	687,755	-	(180,861)	506,894	83,325
Landfill closure and post-closure liabilities	40,360,090	3,641,841	(594,687)	43,407,244	513,654
<b>Total business-type activities</b>	<b>\$ 63,228,205</b>	<b>\$ 17,561,614</b>	<b>\$ (18,371,018)</b>	<b>\$ 62,418,801</b>	<b>\$ 5,536,395</b>
<b>Discretely-Presented Component Units</b>					
<b>Road Commission</b>					
Michigan transportation fund bonds from direct borrowing	\$ 16,720,000	\$ -	\$ (1,540,000)	\$ 15,180,000	\$ 1,615,000
Net bond premium/discount	3,608,857	-	(133,595)	3,475,262	211,597
Compensated absences	5,111,236	1,807,051	(1,436,021)	5,482,266	2,995,667
<b>Total Road Commission</b>	<b>\$ 25,440,093</b>	<b>\$ 1,807,051</b>	<b>\$ (3,109,616)</b>	<b>\$ 24,137,528</b>	<b>\$ 4,822,264</b>

# COUNTY OF KENT, MICHIGAN

## Notes to Financial Statements

	Beginning Balance	Additions	Deductions	Ending Balance	Due Within One Year
<b>Discretely-Presented Component</b>					
<b>Units (Concluded)</b>					
<b>Drainage Districts</b>					
Special assessment bonds	\$ 9,690,000	\$ -	\$ -	\$ 9,690,000	\$ 555,000
Special assessment bonds from direct borrowings	2,693,000	-	(165,000)	2,528,000	160,000
Net bond premium/discount	1,240,301	-	(68,009)	1,172,292	90,679
<b>Total Drainage Districts</b>	<b>\$ 13,623,301</b>	<b>\$ -</b>	<b>\$ (233,009)</b>	<b>\$ 13,390,292</b>	<b>\$ 805,679</b>
<b>Airport Authority</b>					
Revenue bonds	\$ 215,580,000	\$ -	\$ (8,795,000)	\$ 206,785,000	\$ 9,295,000
Net bond premium/discount	40,553,856	-	(1,051,713)	39,502,143	1,051,714
<b>Total Airport Authority</b>	<b>\$ 256,133,856</b>	<b>\$ -</b>	<b>\$ (9,846,713)</b>	<b>\$ 246,287,143</b>	<b>\$ 10,346,714</b>

	Maturity Date	Interest Rate	Original Amount	Amount Outstanding
<b>Governmental activities</b>				
General obligation bonds:				
2014 Capital Improvement Refunding	12/1/2024	2.00-4.00%	\$ 4,460,000	\$ 1,025,000
2019 Capital Improvement Refunding	12/1/2030	2.00-4.00%	18,850,000	14,460,000
2016 Capital Improvement	6/1/2036	5.00%	20,675,000	15,635,000
2005 Building Authority Refunding	6/1/2026	3.625-5.50%	49,990,000	11,700,000
2017A Capital Improvement	6/1/2037	3.00-5.00%	21,930,000	17,395,000
2017B Capital Improvement Refunding	6/1/2029	2.00-5.00%	22,780,000	12,785,000
2021 Michigan Transportation Fund	9/1/2031	2.00-5.00%	18,325,000	15,180,000
			<b>\$ 157,010,000</b>	<b>\$ 88,180,000</b>
Contracts payable from direct borrowings:				
Cell phone tower agreement	Unknown	N/A	\$ 419,357	\$ 260,576
<b>Business-type activities</b>				
General obligation bonds:				
2017 Refuse Disposal Refunding	11/1/2029	3.00-5.00%	\$ 6,600,000	\$ 4,915,000
Notes payable:				
2022 General Obligation Tax Note	4/1/2024	1.75-2.00%	\$ 12,700,000	\$ 4,200,000
Notes payable from direct borrowings:				
2023 General Obligation Tax Note	4/1/2025	5.30%	\$ 13,130,000	\$ 8,630,000

As part of the cell phone tower agreement the County is to make payments equal to cell tower revenue collections quarterly until the improvement balance has been paid in full.

# COUNTY OF KENT, MICHIGAN

## Notes to Financial Statements

The County issued 2021 Michigan Transportation Fund Bonds in the amount of \$18,325,000 on the behalf of the Road Commission discretely presented component unit. Under the terms of an agreement with the Road Commission, the Road Commission is to pay the County each year amounts sufficient to provide for debt service.

	Maturity Date	Interest Rate	Original Amount	Amount Outstanding
<b>Road commission discretely-presented component unit</b>				
2021 Michigan Transportation Fund Bonds	9/1/2031	2.00-5.00%	\$ 18,325,000	\$ 15,180,000
<b>Drainage district discretely-presented component unit</b>				
Special assessment drain bonds:				
2014 Grand River Floodwalls	11/1/2034	2.00-4.00%	\$ 4,550,000	\$ 3,070,000
2016 Grand River Floodwalls	11/1/2036	2.00-5.00%	8,445,000	6,620,000
2021 Cedar Springs	6/1/2041	1.00-2.10%	1,810,000	1,620,000
2021 Troy with Mosher & Farnham	6/1/2036	1.63%	1,047,000	908,000
			<u>\$ 15,852,000</u>	<u>\$ 12,218,000</u>
<b>Airport Authority discretely-presented component unit</b>				
Revenue bonds:				
2015 Airport	1/1/2035	1.50-5.00%	\$ 14,595,000	\$ 11,000,000
2015 Airport Refunding	1/1/2037	4.00-5.00%	93,930,000	78,085,000
2018 Airport Refunding	1/1/2025	5.00%	12,725,000	6,870,000
2021 Airport Refunding	1/1/2028	4.00-5.00%	19,815,000	17,180,000
2021 Airport	1/1/2051	5.00%	93,650,000	93,650,000
			<u>\$ 234,715,000</u>	<u>\$ 206,785,000</u>

# COUNTY OF KENT, MICHIGAN

## Notes to Financial Statements

Annual debt service requirements to maturity for long-term debt are as follows:

Fiscal Year Ended	Governmental Activities		Business-type Activities	
	Other Debt			
	Principal	Interest	Principal	Interest
2024	\$ 11,170,000	\$ 4,207,750	\$ 4,810,000	\$ 299,500
2025	11,720,000	3,649,850	635,000	184,375
2026	11,735,000	3,075,150	670,000	151,750
2027	7,985,000	2,474,575	700,000	121,000
2028	8,320,000	2,129,425	735,000	88,625
2029-2033	26,525,000	5,498,850	1,565,000	67,125
2034-2037	10,725,000	1,206,800	-	-
<b>Totals</b>	<u>\$ 88,180,000</u>	<u>\$ 22,242,400</u>	<u>\$ 9,115,000</u>	<u>\$ 912,375</u>

Fiscal Year Ended	Governmental Activities		Business-type Activities	
	Direct Borrowings			
	Principal	Interest	Principal	Interest
2024	\$ 61,043	\$ -	\$ -	\$ 695,890
2025	-	-	8,630,000	173,973
<b>Totals</b>	<u>61,043</u>	<u>\$ -</u>	<u>\$ 8,630,000</u>	<u>\$ 869,863</u>
	<u>199,533</u>	Plus: variable payment debt less amount due within one year		
	<u>\$ 260,576</u>			



# COUNTY OF KENT, MICHIGAN

## Notes to Financial Statements

Fiscal Year Ended	Discretely-presented Component Units			
	Drainage Districts			
	Other Debt		Direct Borrowings	
	Principal	Interest	Principal	Interest
2024	\$ 555,000	\$ 424,746	\$ 160,000	\$ 42,970
2025	580,000	401,396	160,000	40,929
2026	600,000	376,446	160,000	38,888
2027	625,000	349,296	159,000	36,847
2028	650,000	319,796	160,000	34,823
2029-2033	3,710,000	1,124,134	799,000	134,096
2034-2038	2,970,000	266,213	660,000	62,196
2039-2041	-	-	270,000	11,340
<b>Totals</b>	<b>\$ 9,690,000</b>	<b>\$ 3,262,028</b>	<b>\$ 2,528,000</b>	<b>\$ 402,091</b>

Fiscal Year Ended	Discretely-presented Component Unit	
	Airport Authority	
	Other Debt	
	Principal	Interest
2023	\$ 9,295,000	\$ 4,458,190
2024	9,635,000	6,457,187
2025	9,980,000	8,435,262
2026	9,175,000	8,079,859
2027	9,510,000	7,732,963
2028-2032	41,865,000	33,020,318
2033-2037	46,340,000	23,280,588
2038-2042	20,015,000	15,342,625
2043-2047	25,545,000	9,673,625
2048-2051	25,425,000	2,619,625
<b>Totals</b>	<b>\$ 206,785,000</b>	<b>\$ 119,100,242</b>

# COUNTY OF KENT, MICHIGAN

## Notes to Financial Statements

Fiscal Year Ended	Discretely-presented Component Unit	
	Road Commission	
	Direct Borrowings	
	Principal	Interest
2024	\$ 1,615,000	\$ 702,900
2025	1,695,000	622,150
2026	1,780,000	537,400
2027	1,870,000	448,400
2028	1,905,000	411,000
2029-2031	<u>6,315,000</u>	<u>642,000</u>
<b>Totals</b>	<u><u>\$ 15,180,000</u></u>	<u><u>\$ 3,363,850</u></u>

The Kent County Building Authority bonds are backed by the limited tax, full faith and credit of the County, and debt service requirements are to be funded with lease payments.

There are a number of limitations and restrictions contained in the various bond indentures. All revenue bonds outstanding and interest thereon are secured by a statutory first lien, subject only to prior liens, on the net revenues of the Airport Authority. In compliance with bond agreements, the Airport Authority has available a letter of credit totaling \$17,844,417, which has not been drawn upon. The letter of credit expires on December 1, 2023. In addition, all the bonds bear the limited tax pledge of the full faith and credit of the County to advance necessary amounts to meet principal and interest payments in the event that revenues of the Airport Authority are insufficient to meet requirements.

The tax notes payable are backed by the limited tax, full faith and credit of the County. Current debt service requirements are funded by the collection of delinquent tax revenues and are maintained in an enterprise fund.

Drain special assessment bonds are backed by the limited tax, full faith and credit of the County. Current debt service requirements are funded through special assessments levied against properties or governmental units deemed to benefit from these public improvements.

The compensated absences liability attributable to the governmental activities will be liquidated by the General Fund and various special revenue funds. The pollution remediation liability in governmental activities is expected to be paid from the Capital Improvement Program capital projects fund.

# COUNTY OF KENT, MICHIGAN

## Notes to Financial Statements

### *Pledged Revenue*

The Airport Authority has pledged airport revenue as security for outstanding bonds, which were issued to provide funding for various capital projects. The Authority has committed to appropriate each year, from certain airport revenue net of related operating expenses, amounts sufficient to cover the principal and interest requirements of the debt. Total principal and interest remaining on the debt is \$325,885,242, with annual requirements ranging from \$13,753,190 in 2023 to \$6,995,625 in the final year. For the year ended December 31, 2022, there was \$8,795,000 in principal payments and interest expense totaled \$8,961,695. Net revenue pledged for debt service was approximately \$34,350,000 for the year ended December 31, 2022.

## 9. LEASES

**Lessee** - The County is involved in four agreements as a lessee that qualifies as long-term lease agreements. Below is a summary of the nature of these agreements. These agreements qualify as intangible, right-to-use assets and not a financed purchases, as the County will not own the asset at the end of the contract term and the noncancelable term of the agreements surpasses one year.

The right-to-use-assets and the related activity are included in Note 7, Capital Assets. The lease liability and related activity are presented in Note 8, Bonds, Notes and Other Long-term Liabilities.

Asset Type	Remaining Term of Agreement
Land	7 years
Buildings and improvements	1-10 years
Vehicles	2-3 years

The net present value of future minimum payments as of September 30, 2023 were as follows:

Fiscal Year Ended	Governmental Activities		Business-type Activities	
	Principal	Interest	Principal	Interest
2024	\$ 76,536	\$ 6,558	\$ 129,416	\$ 12,652
2025	36,576	4,574	131,883	10,185
2026	28,734	4,027	119,577	7,779
2027	29,244	3,517	114,252	5,748
2028	29,763	2,998	116,279	3,721
2029-2033	154,193	6,881	148,256	1,745
<b>Totals</b>	<b>\$ 355,046</b>	<b>\$ 28,555</b>	<b>\$ 759,663</b>	<b>\$ 41,830</b>

# COUNTY OF KENT, MICHIGAN

## Notes to Financial Statements

**Lessor** - The County is involved in agreements as a lessor that qualifies as long-term lease agreements. Below is a summary of these agreements. These agreements qualify as long-term lease agreements as the County will not surrender control of the assets at the end of the term and the noncancelable term of the agreements surpasses one year. Total lease revenue for the period ended September 30, 2023 was \$2,210,215.

	Remaining Term of Agreements
<b>Asset Type</b>	
Buildings and improvements	4-16 years
Machinery and equipment	16-17 years

### ***Gerald R. Ford International Airport Authority***

The Airport Authority leases certain assets to various third parties. The assets leased include land, building facilities, and office/operating space inside the airport terminal. Additionally, the Airport Authority is party to certain regulated leases, as defined by GASB 87. The leased assets include land that the lessee uses for hangar construction and use, FBO operations, cargo facilities, hangars, terminal space, and other building facilities. Complete disclosures related to the Airport Authority's lease activity are available in its separately-issued audit report.

## 10. SUBSCRIPTION-BASED INFORMATION TECHNOLOGY ARRANGEMENTS (SBITA)

The County is involved in seven arrangements that qualify as long-term SBITA arrangements. Below is a summary of the nature of these arrangements. These arrangements qualify as intangible, right-to-use assets and not financed purchases, as the County will not own the asset at the end of the contract term and the noncancelable term of the arrangements surpasses one year.

The right-to-use-assets and the related activity are included in Note 7, Capital Assets. The SBITA liability and related activity are presented in Note 8, Bonds, Notes and Other Long-term Liabilities.

	Remaining Term of Arrangement
<b>Asset Type</b>	
Subscription assets	2-8 years

# COUNTY OF KENT, MICHIGAN

## Notes to Financial Statements

The net present value of future minimum payments as of September 30, 2023 were as follows:

Fiscal Year Ended	Governmental Activities	
	Principal	Interest
2024	\$ 453,635	\$ 41,549
2025	447,409	20,225
2026	295,693	8,759
2027	100,045	4,903
2028	71,408	3,592
2029-2031	<u>165,334</u>	<u>3,416</u>
<b>Totals</b>	<u><u>\$ 1,533,524</u></u>	<u><u>\$ 82,444</u></u>

### 11. RISK MANAGEMENT

The County is exposed to various risks of loss related to torts; theft of, damage to, and destruction of assets; errors and omissions; injuries to employees; and natural disasters. The County is self-insured and retains the risk for deductible amounts under the County’s workers’ compensation, property, automobile, and certain general and public officials’ liability programs. The County purchases commercial insurance for claims in excess of retention deductible amounts of \$1,000,000 for general liability, \$600,000 for each workers' compensation claim and \$100,000 for each property damage claim, up to various maximum and aggregate policy limits. Settled claims resulting from these risks have not exceeded insurance coverage in any of the past three years. There have been no significant changes in insurance coverage from the prior year. The County is also self-insured for dental and medical benefits provided to employees who meet certain eligibility requirements.

The County manages its risks internally and has set aside assets for claim settlement in its Risk Management and Employee Benefits internal service funds. These funds allocate the cost of providing claims servicing and claims payments by charging a “premium” to each fund based upon various allocation bases. This charge considers recent trends in actual claims experience of the County as a whole and makes provision for catastrophic losses.

Risk Management and Employee Benefits internal service funds liabilities are reported when it is probable that a loss has occurred and the amount of that loss can be reasonably estimated. Liabilities include an accumulation of case estimates for losses reported prior to the close of the accounting period and estimates for claims that have been incurred but not reported (including future claim adjustment expenses) based on past loss experience and consideration of current claim trends, as well as prevailing social, economic and local conditions. Estimated amounts of salvage and subrogation and reinsurance recoverable on unpaid claims are deducted from the liability for unpaid claims.

# COUNTY OF KENT, MICHIGAN

## Notes to Financial Statements

Because actual claims liabilities depend on such complex factors as inflation, changes in legal doctrines, and damage awards, the process used in computing claims liability does not necessarily result in an exact amount. Claims liabilities are reevaluated periodically to take into consideration recently settled claims, the frequency of claims, and other economic and social factors.

Changes in the balances of claims liabilities are as follows:

	Employee Benefits		
	Health	Dental	Unemployment
Estimated liability, January 1, 2022	\$ 924,667	\$ 123,871	\$ -
Estimated claims incurred	25,651,216	1,722,136	47,462
Claim payments	(24,975,316)	(1,713,856)	(47,462)
Estimated liability, December 31, 2022	1,600,567	132,151	-
Estimated claims incurred	18,596,644	1,363,676	47,653
Claim payments	(18,675,047)	(1,362,307)	(47,653)
<b>Estimated liability, September 30, 2023</b>	<b>\$ 1,522,164</b>	<b>\$ 133,520</b>	<b>\$ -</b>
	Risk Management		
	Property and Liability	Workers' Compensation	Sick and Accident Plan
Estimated liability, January 1, 2022	\$ 3,327,825	\$ 346,689	\$ -
Estimated claims incurred	1,351,255	241,452	599,695
Claim payments	(2,592,825)	(393,448)	(599,695)
Estimated liability, December 31, 2022	2,086,255	194,693	-
Estimated claims incurred	2,468,951	243,830	579,133
Claim payments	(2,567,710)	(212,613)	(579,133)
<b>Estimated liability, September 30, 2023</b>	<b>\$ 1,987,496</b>	<b>\$ 225,910</b>	<b>\$ -</b>

The Department of Public Works is included in the County's self-insurance program, although separate insurance coverage is maintained for some enterprise-specific operations.

# COUNTY OF KENT, MICHIGAN

## Notes to Financial Statements

### 12. PROPERTY TAXES

County General Fund property taxes are levied on July 1 of each year (the lien date) and are due in full by September 14, though they do not become delinquent until March 1 of the following year. For levies other than the General Fund, the lien date is December 1.

Property taxes are levied on the assessed taxable value of the property as established by local units, accepted by the County and equalized under State statute at approximately 50% of the current estimated market value.

The taxable value of real and personal property for 2023, for which revenue was recognized in the General Fund, was \$30,801,702,888. The general operating tax rate for this levy was 4.1310 mills. The taxable value of real and personal property for 2022, for which revenue was recognized in all other funds, was \$28,356,730,292. The tax rates for these levies were 0.7546 mills for Correction and Detention operations and debt service related to the expansion of facilities, 0.5000 mills assessed for services provided to senior citizens, 0.0500 mills assessed for services provided to veterans, 0.4206 mills assessed for the zoo and museum and 0.2409 mills assessed for early childhood development.

#### ***Tax Abatements***

The County property tax revenues during 2023 were reduced by Industrial Property Tax abatement programs and Brownfield Redevelopment Agreements entered into by other taxing jurisdictions within the County. Accordingly these agreements meet the criteria of “tax abatements” under GASB Statement No. 77.

Industrial property tax abatements are granted in the State of Michigan under Public Act 198, as amended, to promote economic development, creation of jobs, and new or improved facilities. The industrial facilities tax (IFT) exemption must be approved by both the local unit (after a public hearing is held) and the State of Michigan. IFT exemptions can cover real and/or personal property. By State law, the exemption must be applied for no later than six months after commencement of the project, and must be accompanied by a written agreement between the taxpayer and the local unit. An exemption allows for taxation on IFT property at 50% of the local property tax millage rate for a period of 1 to 12 years. Property taxes abated by the County in 2023 amounted to \$1,119,619.

Brownfield redevelopment agreements are intended to reimburse taxpayers that remediate environmental contamination on their properties. These agreements were entered into based upon the Brownfield Redevelopment Act, PA 381 of 1996, as amended. Under this act, a municipality may create a brownfield redevelopment authority to develop and implement brownfield projects. Tax increment financing may be used as a tool for property redevelopment. These abatements amounted to approximately \$1,758,981 in reduced tax revenues to the County for the fiscal period 2023.

## COUNTY OF KENT, MICHIGAN

### Notes to Financial Statements

Local governments within Kent County use Payment in Lieu of Taxes (PILOT) Programs that are designed to provide tax abatements primarily for owners of low to moderate income multi-family housing units. Under this program the local governments establish ordinances and enter into agreements that allow the low to moderate multi-family housing unit property owners to make payments at lower amounts than would have been otherwise due in the normal course of property tax collection. The County has estimated the PILOT abatement impact amounted to \$689,919 for the period.

### 13. CONTINGENT LIABILITIES

The County is a defendant in various lawsuits. Although the outcome of these lawsuits is not presently determinable, in the opinion of the County and its Corporate Counsel, the resolution of these matters will not have a material adverse effect on the financial condition of the County. Due to recent court settlements related to sales of auctioned/foreclosed properties the County has estimated a maximum potential impact of \$3.4 million. The County has estimated actual claims to be \$1.2 million which has been recorded as an accrued liability at September 30, 2023. The remaining \$2.2 million is considered a contingent liability at period end.

Amounts received or receivable from grantor agencies are subject to audit and adjustment by grantor agencies, principally the Federal government. Any disallowed claims, including amounts already collected, may constitute a liability of the applicable funds. The amount, if any, of expenditures which may be disallowed by the grantor cannot be determined at this time although the County expects such amounts, if any, to be immaterial.

In March 2018, the Gerald R. Ford International Airport Authority was approached by the Michigan Department of Environmental Quality (MDEQ) Remediation and Redevelopment Division, Grand Rapids District Office, regarding historical use of firefighting foam. In response, the Authority began a stepwise approach to further understand the use of aqueous film-forming foam (AFFF) at the airport. Use is generally summarized as follows from our April 13, 2018 response to the MDEQ: "Firefighting materials at the airport (and all U.S. commercial airports) are specified and regulated by the Federal Aviation Administration. The military specification (Mil-Spec) specifying which aqueous film-forming foam is permitted to be used pursuant to FAA regulations has changed over time. The latest Mil-Spec from September 2016 requires AFFF formulations, and the immediately prior formulation contained some form of per- and polyfluoroalkyl substances (PFAS)." There are three main scenarios in which AFFF may be used at an airport: training, equipment testing, and to extinguish fuel-fed fires. The Authority has utilized best practices to meet FAA regulations in all of these use scenarios. Following the April 2018 letter, the Authority fostered a collaborative effort with regulatory agencies, including the Michigan Department of Environment, Great Lakes, and Energy (EGLE - formerly the MDEQ), Michigan Department of Health and Human Services, and the Kent County Health Department and conducted numerous water and soil tests in the vicinity of a former on-site firefighter training area. This investigation has continued through 2022 and a settlement agreement was reached between Cascade Charter Township ("Township") and the Authority, effective April 26, 2023. The agreement states that the Authority is obligated to reimburse the Township in the amount of \$515,000 for temporary drinking water relief the Township is providing to affected residents as well as approximately \$1.6 million for capital costs associated with upgrades to the municipal water system that will be made in 2023 and 2024.



# COUNTY OF KENT, MICHIGAN

## Notes to Financial Statements

### 14. BENEFIT PLANS

#### *Kent County Employees' Retirement Plan*

The County sponsors and administers the Kent County Employees' Retirement Plan (the "Plan"), a single-employer, defined benefit pension plan, which covers all employees of Kent County, except employees of the Road Commission and Airport Authority. The Plan was established by the Kent County Board of Commissioners and is administered by a seven member Board called the Kent County Employees' Retirement Plan Pension Board (referred to herein as the "Board of Trustees"). The Board is comprised of the Chairperson of the Finance Committee of the Commissioners, one other Commissioner appointed by the Board of Commissioners, three employees covered by the Plan, and two residents of the County that are independent of the County and the Plan. Employee contribution requirements were established and may be amended subject to collective bargaining agreements and approval by the Kent County Board of Commissioners. The Plan provides retirement, disability and death benefits to plan members and their beneficiaries. It is accounted for as a separate pension trust fund. Stand-alone financial reports are issued that include financial statements and required supplementary information for the Plan, which may be obtained from the County of Kent Human Resources Department, 300 Monroe Ave. N.W., Grand Rapids, MI 49503-2222.

Plan members hired through December 31, 2010 are eligible to receive pension benefits upon retirement at age 60 with 5 years of service or at any age with 25 years of service. Members hired on or after January 1, 2011 (January 1, 2012 for the Teamsters-Parks, Circuit Court Referees, and Teamsters-Public Health Nurses) are eligible at age 62 with 5 years of service or at age 60 (55 for captains and lieutenants) with 25 years of service. Members of the KCDSA bargaining unit hired on or after January 1, 2013 are eligible to receive this benefit at age 60 with 5 years of service or age 50 with 25 years of service. An early retirement option is offered for retirement at age 55 with 15 or more years of service. Members of the FOP bargaining unit hired on or after January 1, 2015 are eligible to receive this benefit at age 60 with 5 or more years of service or age 50 with 25 years of service. An early retirement option is offered for retirement at age 55 with 15 or more years of service.

Cost-of-living adjustments (COLAs) vary based on bargaining unit and hire date and range from 1%-3%.

*Benefits Provided.* Employees who retire with minimum age and years of service requirements are entitled to annual retirement benefits, payable in monthly installments for life, in an amount equal to a percentage of their final average compensation times years of credited service.

# COUNTY OF KENT, MICHIGAN

## Notes to Financial Statements

*Employees Covered by Benefit Terms.* At December 31, 2022, plan membership consisted of the following:

Retirees and beneficiaries currently receiving benefits	1,664
Terminated employees entitled to but not yet receiving benefits	249
Vested and non-vested active participants	<u>1,563</u>
<b>Total membership</b>	<u><u>3,476</u></u>

### **Contributions**

*Employee Contributions.* After meeting eligibility requirements, active plan members are required to contribute to the Plan based on their bargaining unit or management group contribution rate. The variable rate was 8.71% for the year ended December 31, 2022. The additional amounts paid by the members of the three unions covering public safety officers are a fixed amount added to the variable rate and ranged from 1.75%-3.50%.

*Employer Contributions.* The County's funding policy provides for periodic employer contributions at actuarially determined rates that are expressed as percentages of annual covered payroll, and are designed to accumulate sufficient assets to pay benefits when due. The County's contribution rate for the year ended December 31, 2022, was 8.82% of projected valuation payroll. The normal cost and amortization payment were determined using an entry-age actuarial funding method. Unfunded actuarial accrued liabilities are being amortized as a level percent of payroll over a closed period of 18 years.

*Investment Policy.* The plan's policy in regard to the allocation of invested assets is established and may be amended by the Board of Trustees. The investment policy has been formulated based on consideration of a wide range of policies and describes the prudent investment process that the Board deems appropriate. The Plan's asset allocation policy is detailed below.

*Rate of Return.* For the year ended December 31, 2022, the annual money-weighted rate of return on pension plan investments, net of pension plan investment expense, was -13.17%. The money-weighted rate of return expresses investment performance, net of investment expense, adjusted for the changing amounts actually invested.

*Concentrations.* Information on the Plan's concentration of credit risk policy and compliance with that policy at December 31, 2022 is disclosed in Note 3 to the separately issued financial statements.

## COUNTY OF KENT, MICHIGAN

### Notes to Financial Statements

*Net Pension Liability.* The County's net pension liability was measured as of December 31, 2022. The components of the net pension liability of the County are as follows:

Total pension liability	\$ 1,088,736,683
Plan fiduciary net position	<u>957,748,728</u>
County's net pension liability	<u>\$ 130,987,955</u>
Plan fiduciary net position as percentage of total pension liability	87.97%

*Actuarial Assumptions.* The total pension liability was determined by an actuarial valuation as of December 31, 2021 (rolled forward to December 31, 2022), using the following actuarial assumptions, applied to all periods included in the measurement:

Inflation	3.5% (price inflation of 2.5%)
Salary increases	3.5%-10.5%, including inflation
Investment rate of return	6.50%

Mortality rates were based on the RP-2014 Combined Healthy Mortality Tables with 2-dimensional, fully generational improvements projected with the MP-2018 Mortality Improvement Scales.

The actuarial assumptions used in the December 31, 2021 valuation were based on the results of an actuarial experience study dated November 8, 2018.

## COUNTY OF KENT, MICHIGAN

### Notes to Financial Statements

*Long-term Expected Rate of Return.* The long-term expected rate of return on pension plan investments was determined using a building-block method in which best-estimate ranges of expected future real rates of return (expected returns, net of pension plan investment expense and inflation) are developed for each major asset class. These ranges are combined to produce the long-term expected rate of return by weighting the expected future real rates of return by the target asset allocation percentage and by adding expected inflation. Best estimates of arithmetic real rates of return for each major asset class included in the pension plan's target asset allocation as of December 31, 2022 (see the discussion of the pension plan's investment policy in Note 2) are summarized in the following table:

Asset Class	Target Allocation	Long-term Expected Real Rate of Return	Expected Money-Weighted Rate of Return
Core bonds	10.00%	2.58%	0.26%
Multi-sector fixed income	8.00%	3.54%	0.28%
Absolute return	5.00%	3.25%	0.16%
U.S. large cap equity	25.00%	7.17%	1.79%
U.S. small cap equity	10.00%	8.61%	0.86%
International developed equity	15.00%	8.06%	1.21%
Emerging market equity	5.00%	9.33%	0.47%
Private equity	10.00%	10.55%	1.06%
Core real estate	5.00%	6.54%	0.33%
Value add real estate	5.00%	8.04%	0.40%
Infrastructure	2.00%	9.54%	0.19%
	<u>100.00%</u>		7.01%
Inflation			2.75%
Risk adjustment			<u>-3.26%</u>
<b>Investment rate of return</b>			<u><u>6.50%</u></u>

*Discount Rate.* The discount rate used to measure the total pension liability was 6.50%. The projection of cash flows used to determine the discount rate assumed that plan member contributions will be made at the current contribution rate and that Plan contributions will be made at rates equal to the difference between actuarially determined contribution rates and the member rate. Based on those assumptions, the pension plan's fiduciary net position was projected to be available to make all projected future benefit payments of current plan members. Therefore, the long-term expected rate of return on pension plan investments was applied to all periods of projected benefit payments to determine the total pension liability.

# COUNTY OF KENT, MICHIGAN

## Notes to Financial Statements

*Changes in the Net Pension Liability (Asset).* The components of the change in the net pension liability (asset) are summarized as follows:

	<b>Total Pension Liability (a)</b>	<b>Plan Fiduciary Net Position (b)</b>	<b>Net Pension Liability (Asset) (a) - (b)</b>
Balances at December 31, 2021	\$ 1,049,564,821	\$ 1,137,038,674	\$ (87,473,853)
Changes for the year:			
Service cost	21,725,306	-	21,725,306
Interest on total pension liability	67,228,999	-	67,228,999
Differences between expected and actual experience	2,487,928	-	2,487,928
Employer contributions	-	9,856,852	(9,856,852)
Employee contributions	-	10,908,114	(10,908,114)
Net investment loss	-	(147,051,611)	147,051,611
Benefit payments	(51,159,393)	(51,159,393)	-
Administrative expenses	-	(732,930)	732,930
Refunds of contributions	(1,110,978)	(1,110,978)	-
Net changes	39,171,862	(179,289,946)	218,461,808
<b>Balances at December 31, 2022</b>	<b>\$ 1,088,736,683</b>	<b>\$ 957,748,728</b>	<b>\$ 130,987,955</b>

*Sensitivity of the Net Pension Liability to Changes in the Discount Rate.* The following presents the net pension liability of the County, calculated using the discount rate of 6.50%, as well as what the County's net pension liability would be if it were calculated using a discount rate that is 1-percentage point lower (5.50%) or 1-percentage point higher (7.50%) than the current rate:

	<b>1% Decrease (5.50%)</b>	<b>Current Discount Rate (6.50%)</b>	<b>1% Increase (7.50%)</b>
County's net pension liability	\$ 283,622,872	\$ 130,987,955	\$ 9,648,654

*Pension Plan Fiduciary Net Position.* Detailed information about the pension plan's fiduciary net position is available in the combining statements of fiduciary net position and changes in fiduciary net position in the supplementary information section of this report.

# COUNTY OF KENT, MICHIGAN

## Notes to Financial Statements

*Pension Expense and Deferred Outflows of Resources and Deferred Inflows of Resources Related to Pensions.* For the period ended September 30, 2023, the County recognized no pension expense, as the measurement date of December 31, 2022 is the same as the prior reporting period. As a result of the change to the County's fiscal year end of September 30, 2023, all contributions to the plan during the period are included with deferred outflows for contributions subsequent to the measurement date. The pension liability attributable to the governmental activities will be liquidated by the General Fund and substantially all the special revenue funds. At September 30, 2023, the County reported pension-related deferred outflows of resources and deferred inflows of resources from the following sources:

	Deferred Outflows of Resources	Deferred Inflows of Resources	Net Deferred Outflows (Inflows) of Resources
Difference between expected and actual experience	\$ 6,680,223	\$ 1,127,195	\$ 5,553,028
Changes in assumptions	18,892,254	-	18,892,254
Net difference between projected and actual earnings on pension plan investments	101,405,279	-	101,405,279
Changes in proportion and share of contributions	346,109	346,109	-
	<u>127,323,865</u>	<u>1,473,304</u>	<u>125,850,561</u>
Contributions subsequent to the measurement date	<u>9,036,073</u>	<u>-</u>	<u>9,036,073</u>
<b>Total</b>	<u><u>\$ 136,359,938</u></u>	<u><u>\$ 1,473,304</u></u>	<u><u>\$ 134,886,634</u></u>

The amount reported as deferred outflows of resources resulting from contributions subsequent to the measurement date will be recognized as a reduction in the net pension liability for the year ending September 30, 2024. Other amounts reported as deferred outflows/inflows of resources related to the pension will be recognized in pension expense as follows:

Year Ended September 30,	Amount
2024	\$ 11,950,651
2025	31,308,530
2026	38,237,797
2027	<u>44,353,583</u>
<b>Total</b>	<u><u>\$ 125,850,561</u></u>

*Payable to the Pension Plan.* At September 30, 2023, the County reported a payable of \$463,957 to the pension plan.

# COUNTY OF KENT, MICHIGAN

## Notes to Financial Statements

### *Road Commission Component Unit*

The Road Commission provides retirement benefits to full-time employees through 401(k) and 457(b)(2) plans. The Road Commission also participates in a defined benefit pension plan with the Municipal Employee's Retirement System of Michigan (MERS). The defined benefit plan is closed to new hires. Complete disclosures related to the Road Commission's retirement plans are available in its separately-issued audit report.

### *Gerald R. Ford International Airport Authority*

The Airport Authority participates in the Municipal Employees' Retirement System of Michigan (MERS), an agent multiple-employer defined benefit pension plan. Complete disclosures related to the Airport Authority's participation in MERS are available in its separately-issued audit report.

## 15. OTHER POSTEMPLOYMENT BENEFITS (OPEB)

### *Kent County Voluntary Employees' Beneficiary Association*

*Plan Description.* The County administers a single-employer defined benefit healthcare plan (the "Plan") accounted for in the VEBA Trust Fund. In addition to the retirement benefits described in Note 14, the Plan provides health benefits to certain retirees, which are advance funded on an actuarial basis. Stand-alone financial reports are issued that include financial statements and required supplementary information for the Plan, which may be obtained from the County of Kent Fiscal Services Department, 300 Monroe Ave. N.W., Grand Rapids, MI 49503-2221.

*Benefits Provided.* The County provides a fixed monthly dollar subsidy of up to \$400 (\$350 for retirees before December 31, 2018) to be used by retirees toward health insurance premiums in a County-sponsored insurance plan. In addition, the County provides an implicit subsidy due to having one premium based on a blended rate that treats current employees, retirees, eligible beneficiaries and dependents as one homogeneous group. The implicit subsidy is factored into the actuarial computation of the OPEB liability. Effective 2016, the Collective Bargaining groups have begun to place retirees into separate groups for premium rating purposes for employees who were hired on or after January 1, 2016 (January 1, 2015 for Circuit Court Referees, FOP and Teamsters Parks; and July 1, 2016 for TPOAM and KCDSA).

Membership of the Plan consisted of the following at December 31, 2022:

Retirees and beneficiaries receiving benefits	770
Active plan members	<u>1,564</u>
<b>Total</b>	<u><u>2,334</u></u>

## COUNTY OF KENT, MICHIGAN

### Notes to Financial Statements

*Contributions.* The contribution requirements of the Plan members and the County are established and may be amended by the County Board of Commissioners, in accordance with County policies, collective bargaining agreements, and Plan provisions. The Plan covers the Management Pay Plan, both exempt and non-exempt, elected officials, and ten collective bargaining units. Retirees and their beneficiaries are eligible for postemployment healthcare benefits if they are receiving a pension from the Kent County Employees' Retirement Plan. The County's funding policy provides for periodic employer contributions at actuarially determined rates that are expressed as percentages of annual covered payroll, and are designed to accumulate sufficient assets to pay benefits when due. The County's required cash contribution rate for the year ended December 31, 2022 was 3.04% of projected valuation payroll. For the year ended December 31, 2022, the County contributed \$6,919,582, including cash contributions of \$5,263,756 and an implicit rate subsidy (which did not require cash) of \$1,655,826. Cash payments included \$2,089,370 for current premiums and an additional \$3,174,386 to prefund benefits.

Retirees are responsible for reimbursing the County for the cost of premiums for the selected level of coverage in excess of the subsidy. The retiree's share of premiums can be deducted automatically from their monthly pension distribution, or paid directly to the County Treasurer. Since retirees must participate in one of the County's health insurance plans in order to receive the benefit, the entire cost of retiree health care premiums is accounted for in the County's health insurance internal service fund. Retiree reimbursements are reported as operating revenue in the internal service fund. On a quarterly basis, the total amount of retiree subsidies for the previous period is billed to the VEBA. This portion of premium costs, which includes the County subsidy only, comprises the entire amount of benefit payments in the Statement of Changes in Fiduciary Net Position.

*Investment Policy.* The Plan's policy in regard to the allocation of invested assets is established and may be amended by the Board of Trustees. The investment policy has been formulated based on consideration of a wide range of policies and describes the prudent investment process that the Board deems appropriate. The Plan's asset allocation policy is detailed below.

*Rate of Return.* For the year ended December 31, 2022, the annual money-weighted rate of return on investments, net of investment expense, was -14.07%. The money-weighted rate of return expresses investment performance, net of investment expense, adjusted for the changing amounts actually invested.

*Concentrations.* Information on the Plan's concentration of credit risk policy and compliance with that policy at December 31, 2022 is disclosed in Note 3 to the separately issued financial statements.



# COUNTY OF KENT, MICHIGAN

## Notes to Financial Statements

*Net OPEB Liability.* The County's net OPEB liability was measured as of December 31, 2022. The components of the net OPEB liability of the County are as follows:

Total OPEB liability	\$ 66,706,364
Plan fiduciary net position	<u>44,330,003</u>
<b>County's net OPEB liability</b>	<b><u>\$ 22,376,361</u></b>
Plan fiduciary net position as percentage of total OPEB liability	66.46%

*Actuarial Assumptions.* The total OPEB liability was determined by an actuarial valuation as of December 31, 2021, rolled forward to December 31, 2022, using the following actuarial assumptions, applied to all periods included in the measurement:

Actuarial cost method	Entry-age normal
Amortization method	Level percentage of payroll, Closed
Remaining amortization period	19 years
Asset valuation method	Smoothed fair value
Price inflation	2.5%
Salary increases	3.5% to 10.5%, including inflation
Investment rate of return	6.50%, net of OPEB plan investment expense, including inflation
Retirement age	Experience-based table of rates that are specific to the type of eligibility condition. Last updated for the 2018 valuation pursuant to the January 1, 2013 – December 31, 2017 Experience Study for the Retirement Plan and Trust.
Mortality	The RP-2014 Mortality Tables with 2-dimensional, fully generational improvements projected with the MP-2018 Mortality Improvement Scales. These tables were first used for the December 31, 2018 valuation.
Health care trend rates	Non-Medicare trend starting at 7.50% gradually decreasing to an ultimate trend rate of 4.50%. Medicare trend starting at 5.75% gradually decreasing to an ultimate trend rate of 4.50%.
Aging factors	The tables used in developing the retiree premium are based on a recent Society of Actuaries study of health costs.

## COUNTY OF KENT, MICHIGAN

### Notes to Financial Statements

*Long-term Expected Rate of Return.* The long-term expected rate of return on VEBA plan investments was determined using a building-block method in which best-estimate ranges of expected future real rates of return (expected returns, net of VEBA plan investment expense and inflation) are developed for each major asset class. These ranges are combined to produce the long-term expected rate of return by weighting the expected future real rates of return by the target asset allocation percentage and by adding expected inflation. Best estimates of arithmetic real rates of return for each major asset class included in the VEBA plan's target asset allocation as of December 31, 2022 (see the discussion of the VEBA plan's investment policy in Note 2) are summarized in the following table:

Asset Class	Target Allocation	Long-term Expected Real Rate of Return	Expected Money-Weighted Rate of Return
Core bonds	15.00%	2.58%	0.39%
Multi-sector fixed income	15.00%	3.54%	0.53%
Liquid absolute return	5.00%	3.25%	0.16%
U.S. large cap equity	30.00%	7.17%	2.15%
U.S. small cap equity	10.00%	8.61%	0.86%
Non U.S. equity	20.00%	8.29%	1.66%
Core real estate	5.00%	6.54%	0.33%
	<u>100.00%</u>		6.08%
Inflation			2.50%
Risk adjustment			<u>-2.08%</u>
<b>Investment rate of return</b>			<u><u>6.50%</u></u>

*Discount Rate.* The discount rate used to measure the total OPEB liability was 6.50%. The projection of cash flows used to determine the discount rate assumed that contributions will be made at the current contribution rate and that Plan contributions will be made at rates equal to the difference between actuarially determined contribution rates and the member rate. Based on those assumptions, the VEBA plan's fiduciary net position was projected to be available to make all projected future benefit payments of current plan members. Therefore, the long-term expected rate of return on VEBA plan investments was applied to all periods of projected benefit payments to determine the total OPEB liability.

# COUNTY OF KENT, MICHIGAN

## Notes to Financial Statements

*Changes in the Net OPEB Liability.* The components of the change in the net OPEB liability are summarized as follows:

	<b>Total OPEB Liability (a)</b>	<b>Plan Fiduciary Net Position (b)</b>	<b>Net OPEB Liability (a) - (b)</b>
Balances at December 31, 2021	\$ 67,997,078	\$ 48,174,698	\$ 19,822,380
Changes for the year:			
Service cost	1,364,355	-	1,364,355
Interest on total OPEB liability	4,342,433	-	4,342,433
Differences between expected and actual experience	(3,252,306)	-	(3,252,306)
Employer contributions	-	6,919,582	(6,919,582)
Net investment loss	-	(6,962,505)	6,962,505
Benefit payments, including refunds of employee contributions	(3,745,196)	(3,745,196)	-
Administrative expense	-	(61,288)	61,288
Other	-	4,712	(4,712)
Net changes	<u>(1,290,714)</u>	<u>(3,844,695)</u>	<u>2,553,981</u>
<b>Balances at December 31, 2022</b>	<u>\$ 66,706,364</u>	<u>\$ 44,330,003</u>	<u>\$ 22,376,361</u>

*Sensitivity of the Net OPEB Liability to Changes in the Discount Rate.* The following presents the net OPEB liability of the County, calculated using the discount rate of 6.50%, as well as what the County's net OPEB liability would be if it were calculated using a discount rate that is 1% lower (5.50%) or 1% higher (7.50%) than the current rate:

	<b>1% Decrease (5.50%)</b>	<b>Current Discount Rate (6.50%)</b>	<b>1% Increase (7.50%)</b>
County's net OPEB liability	\$ 29,411,363	\$ 22,376,361	\$ 16,325,579

## COUNTY OF KENT, MICHIGAN

### Notes to Financial Statements

*Sensitivity of the Net OPEB Liability to Changes in the Healthcare Cost Trend Rate Assumption.* The following presents the net OPEB liability of the County, as well as what the County's net OPEB liability would be if it were calculated using healthcare cost trend rates that are 1% lower (6.50% decreasing to 3.50%) or 1% higher (8.50% increasing to 5.50%) than the current healthcare cost trend rates:

	<b>1% Decrease (6.50% Decreasing to 3.50%)</b>	<b>Healthcare Cost Trend Rates (7.50% to 4.50%)</b>	<b>1% Increase (8.50% Decreasing to 5.50%)</b>
County's net OPEB liability	\$ 19,084,078	\$ 22,376,361	\$ 25,980,929

*OPEB Plan Fiduciary Net Position.* Detailed information about the OPEB plan's fiduciary net position is available in the combining statements of fiduciary net position and changes in fiduciary net position in the supplementary information section of this report.

*OPEB Expense and Deferred Outflows of Resources and Deferred Inflows of Resources Related to Other Postemployment Benefit Obligations.* For the period ended September 30, 2023, the County recognized no OPEB expense, as the measurement date of December 31, 2022 is the same as the prior reporting period. As a result of the change to the County's fiscal year end of September 30, 2023, all contributions to the plan during the period are included with deferred outflows for contributions subsequent to the measurement date. The OPEB liability attributable to the governmental activities will be liquidated by the General Fund and substantially all the special revenue funds. At September 30, 2023, the County reported OPEB-related deferred outflows of resources and deferred inflows of resources from the following sources:

	<b>Deferred Outflows of Resources</b>	<b>Deferred Inflows of Resources</b>	<b>Net Deferred Outflows (Inflows) of Resources</b>
Difference between expected and actual experience	\$ 2,602,218	\$ 5,224,865	\$ (2,622,647)
Changes in assumptions	1,581,173	-	1,581,173
Net difference between projected and actual earnings on OPEB plan investments	5,207,031	-	5,207,031
Changes in proportion and share of contributions	1,219,025	1,219,025	-
	<u>10,609,447</u>	<u>6,443,890</u>	<u>4,165,557</u>
Contributions subsequent to the measurement date	<u>5,432,879</u>	<u>-</u>	<u>5,432,879</u>
<b>Total</b>	<u><u>\$ 16,042,326</u></u>	<u><u>\$ 6,443,890</u></u>	<u><u>\$ 9,598,436</u></u>

# COUNTY OF KENT, MICHIGAN

## Notes to Financial Statements

The amount reported as deferred outflows of resources resulting from contributions subsequent to the measurement date will be recognized as a reduction in the net OPEB liability for the year ending September 30, 2024. Other amounts reported as deferred outflows/inflows of resources related to the OPEB will be recognized in OPEB expense as follows:

Year Ended September 30,	Amount
2024	\$ 18,605
2025	729,147
2026	1,790,540
2027	1,917,219
2028	120,248
Thereafter	<u>(410,202)</u>
<b>Total</b>	<b><u>\$ 4,165,557</u></b>

*Payable to the OPEB Plan.* At September 30, 2023, the County reported a payable of \$221,331 to the VEBA plan.

### ***Road Commission Component Unit***

The Road Commission provides a defined benefit healthcare plan (the "Plan"), to certain retirees and their beneficiaries. Complete disclosures related to the Road Commission's other postemployment benefits plan are available in its separately-issued audit report.

### ***Gerald R. Ford International Airport Authority***

The Airport Authority contributes to a retiree health care savings account on behalf of eligible employees. The Airport Authority contributions total \$3,000 per year and employees are required to contribute 1% of covered payroll. Complete disclosures related to the Airport's retiree healthcare savings plan are available in its separately-issued audit report.

## 16. DEFERRED COMPENSATION PLAN

The County offers a supplemental retirement program in accordance with Section 457 of the Internal Revenue Code (IRC) that will provide for payments on retirement, as well as death benefits in the event of death prior to retirement. The benefits of the Plan assets are held in trust for the exclusive benefit of participants and their beneficiaries.

# COUNTY OF KENT, MICHIGAN

## Notes to Financial Statements

### 17. FUND BALANCES - GOVERNMENTAL FUNDS

Detailed information on fund balances of governmental funds is as follows:

	General Fund	Coronavirus	Public Improvement	Nonmajor Funds	Total
<b>Nonspendable</b>					
Inventories	\$ 155,649	\$ -	\$ -	\$ 282,373	\$ 438,022
Prepays	884,109	-	-	54,503	938,612
Long-term advances	1,090,956	-	-	-	1,090,956
<b>Total nonspendable</b>	<b>2,130,714</b>	<b>-</b>	<b>-</b>	<b>336,876</b>	<b>2,467,590</b>
<b>Restricted</b>					
Fire prevention	-	-	-	766,342	766,342
Correction and detention facilities	-	-	-	14,720,148	14,720,148
Senior services	-	-	-	3,916,001	3,916,001
Register of deeds automation	-	-	-	271,366	271,366
Children's services	-	-	-	7,451,431	7,451,431
Indigent defense	-	-	-	1,105,059	1,105,059
Concealed pistol license	-	-	-	800,706	800,706
Correction officer training	-	-	-	529,470	529,470
Drug forfeiture	-	-	-	516,358	516,358
Grant programs	-	212,083	-	978,788	1,190,871
Veterans' services	-	-	-	543,019	543,019
Capital projects	-	-	50,437,718	5,881,858	56,319,576
Opioid settlement	-	-	-	2,248,982	2,248,982
Convention/arena debt service or capital improvements	-	-	-	17,329,012	17,329,012
<b>Total restricted</b>	<b>-</b>	<b>212,083</b>	<b>50,437,718</b>	<b>57,058,540</b>	<b>107,708,341</b>
<b>Committed</b>					
Economic stabilization	35,365,728	-	-	-	35,365,728
<b>Assigned</b>					
Future purchase orders	281,438	-	-	-	281,438
Children's services	-	-	-	249,999	249,999
Child support enforcement	-	-	-	249,002	249,002
Health services	-	-	-	426,104	426,104
Grant programs	-	-	-	3,306,874	3,306,874
Debt service	-	-	-	1,758,633	1,758,633
Coronavirus relief	-	3,318,693	-	-	3,318,693
<b>Total assigned</b>	<b>281,438</b>	<b>3,318,693</b>	<b>-</b>	<b>5,990,612</b>	<b>9,590,743</b>
<b>Unassigned</b>					
	70,489,093	-	-	-	70,489,093
<b>Total fund balances, governmental funds</b>	<b>\$ 108,266,973</b>	<b>\$ 3,530,776</b>	<b>\$ 50,437,718</b>	<b>\$ 63,386,028</b>	<b>\$ 225,621,495</b>

# COUNTY OF KENT, MICHIGAN

## Notes to Financial Statements

### 18. NET INVESTMENT IN CAPITAL ASSETS

The composition of the County's net investment in capital assets as of September 30, 2023, was as follows:

	Governmental Activities	Business-type Activities	Component Units
Capital assets:			
Capital assets not being depreciated/amortized	\$ 102,865,223	\$ 30,554,574	\$ 122,058,346
Capital assets being depreciated/amortized, net	<u>228,543,086</u>	<u>50,652,623</u>	<u>685,668,340</u>
	<u>331,408,309</u>	<u>81,207,197</u>	<u>807,726,686</u>
Related debt:			
Total bonds, notes and other liabilities	90,329,146	18,504,663	234,183,000
Retainage and capital payables	794,112	1,353,029	11,204,652
Less: bonds issued for KCDA owned assets	(17,395,000)	-	-
Less: bonds issued for Road			
Commission owned assets	(15,180,000)	-	-
Net premium/discount	13,022,671	506,894	44,149,697
Less: premium issued for KCDA owned assets	(2,217,741)	-	-
Less: premium issued for Road			
Commission owned assets	(2,957,251)	-	-
Deferred charge on advance refunding	(544,729)	(166,195)	(3,278,721)
Unexpended bond proceeds	-	-	(74,889,362)
Less: notes payable related to tax settlement	-	(12,830,000)	-
	<u>65,851,208</u>	<u>7,368,391</u>	<u>211,369,266</u>
<b>Net investment in capital assets</b>	<u><u>\$ 265,557,101</u></u>	<u><u>\$ 73,838,806</u></u>	<u><u>\$ 596,357,420</u></u>

### 19. COMMITMENTS AND CONTINGENCIES

#### *Landfill Closure and Post-closure Care*

The Department of Public Works (DPW) has certain financial requirements related to closure and postclosure care of the landfills it operates. In relation to those requirements, the DPW has a surety bond totaling \$2,100,000 with the Michigan Department of Environment, Great Lakes and Energy as a beneficiary. The surety bond has not been drawn on at September 30, 2023. The DPW has recorded a liability of \$13,145,929 related to the Kentwood landfill, \$29,100,000 for the South Kent Landfill, and \$1,161,315 for the Sparta Landfill, as discussed below.

During 2008, the County purchased a parcel of land that included an unclosed landfill. This property is adjacent to one of the County's parks and is intended to be used as such after remediation. The remaining liability as of September 30, 2023 was \$24,529.

## COUNTY OF KENT, MICHIGAN

### Notes to Financial Statements

#### Kentwood Landfill

Kent County took over operation of the Kentwood Landfill from the City of Kentwood in 1971. The site was capped and closed in 1976 and has been identified by the Environmental Protection Agency (EPA) as a "superfund". The County and the City of Kentwood entered into an agreement with the EPA in 1991 for remedial action to address the contamination. The expected future cost of post-closure care is \$13,145,929. The EPA is conducting an on-site review to assess remedial action every five years. The next review is scheduled for 2024. Cleanup and monitoring efforts are on-going and are expected to extend through the year 2059.

#### South Kent Landfill

State and federal laws and regulations require the DPW to place a final cover on the South Kent landfill site when waste is no longer accepted and to perform certain maintenance and monitoring functions at the site for 30 years after closure. Although closure and post-closure care costs will be paid only near or after the date that the landfill stops accepting waste, the DPW reports a portion of these closure and post-closure care costs as an operating expense in each period based on landfill capacity used as of each financial statement date. The estimated liability for closure and post-closure care was \$29,100,000 at September 30, 2023. The liability represents the cumulative amount reported to date based on the use of 80.00% of the estimated capacity of the landfill as of September 30, 2023. The DPW will recognize the remaining estimated cost of the closure and post-closure care of approximately \$7,200,000 as the remaining estimated capacity is filled. These amounts are based on what it would cost to perform all closure and post-closure care in 2023, less expenses paid. The DPW expects the current permitted area of the landfill to be at capacity in 2030 for ash and solid waste. Actual costs may be higher due to inflation, changes in technology or changes in regulations, and an annual adjustment may be required.

The DPW is required by state and federal laws and regulations to make annual contributions to a trust to finance closure and postclosure care. The DPW is in compliance with these requirements, and, at September 30, 2023, investments of \$2,967,560 are held for these purposes. These are reported as restricted assets on the statement of net position.

#### Sparta Landfill

The Sparta landfill site was capped and closed in 1995 and has been identified by the EPA as a "superfund". The County entered into an agreement with the EPA in 2000 for remedial action to address the contamination. The expected future cost of post-closure care is \$1,161,315. The EPA is conducting an on-site review to assess remedial action every five years. The next review is scheduled for 2027. Cleanup and monitoring efforts are on-going and are expected to extend through the year 2032.



# COUNTY OF KENT, MICHIGAN

## Notes to Financial Statements

### *Commitments*

#### Department of Public Works

The Department of Public Works has also entered into a management agreement to operate the Waste-to-Energy Facility (the "Facility") through the year 2030. The monthly service fee to be paid to the contractor is based on multiple calculations, including an operation and maintenance charge (based on processed waste in tons), pass-through costs, energy payments (based on number of kilowatt hours of net electricity sold), and monthly damages, if any.

The Department of Public Works has committed \$5,801,867 of net position related to waste-to-energy operations.

#### John Ball Zoological Corporation

The County executed a lease and operating agreement with the John Ball Zoological Corporation (the "Zoo Corporation"), a nonprofit corporation, for management of the John Ball Zoo. The County retained ownership of all real property which is being used by the Zoo Corporation for an initial period of 20 years, through December 31, 2034. All personal property and zoo collections, unless otherwise specified in the agreement, became the property of the Zoo Corporation for the term of the agreement. The lease rental rate is \$20 for the entire term of the agreement. This lease is a non-exchange agreement as there is a nominal fee which does not represent an exchange or exchange-like transaction. The lease is renewable for two additional 20-year periods. As compensation for management and maintenance of the zoological gardens, the County pays an annual management fee to the Zoo Corporation. In November 2016, the voters approved a 10-year property tax millage for the Zoo Corporation and Grand Rapids Public Museum. Per the terms of the management agreement, the annual management fee is reduced by any voter-approved property tax millage. Accordingly, the County does not expect to pay a management fee for years 2024-2026. Future minimum commitments are as follows:

<b>Year Ended September 30,</b>	<b>Amount</b>	<b>Covered by Property Tax Millage</b>	<b>Commitment</b>
2024	\$ 2,000,000	\$ (2,000,000)	\$ -
2025	2,000,000	(2,000,000)	-
2026	2,000,000	(2,000,000)	-
2027	2,000,000	-	2,000,000
2028	2,000,000	-	2,000,000
2029-2033	10,000,000	-	10,000,000
2034	2,000,000	-	2,000,000
<b>Total</b>	<b>\$ 22,000,000</b>	<b>\$ (6,000,000)</b>	<b>\$ 16,000,000</b>

# COUNTY OF KENT, MICHIGAN

## Notes to Financial Statements

### Grand Rapids Whitewater, Inc.

The County has entered into an agreement with Grand Rapids Whitewater, Inc. (GRWW) a Michigan non-profit. GRWW has developed the Restore the Rapids project, which is a plan to restore the Grand River rapids generally from the Ann Street bridge downriver to Fulton Street bridge. The County has committed to contributing a total of \$1,400,000 to the project (\$500,000 was paid in 2020 and \$900,000 is anticipated to be paid in future years based on completion milestones).

### ***Convention Facility Commitment – Primary Government***

Under the terms of a contract with the City of Grand Rapids and County of Kent Joint Building Authority, the County and the City are jointly liable for payments equal to certain bond obligations of the Authority for a convention facility. Annual payments to the Authority are to be funded with lodging excise tax revenue, accounted for in the lodging excise tax special revenue fund. Expenses under this agreement amounted to \$6,200 for the period ended September 30, 2023.

Under the terms of agreements with the City of Grand Rapids and County of Kent Joint Building Authority, the County is obligated to use lodging excise tax revenues to pay principal and interest on selected bonds issued by the Joint Building Authority. At September 30, 2023, there are two such bond issues of the Joint Building Authority dated November 29, 2001 and May 15, 2013, with balances of \$20,719,324 and \$310,000, respectively. The County becomes liable for the debt in the event that lodging excise tax revenue is not sufficient to lease obligations. Future minimum rental commitments are as follows:

<b>Year Ended September 30,</b>	<b>Amount</b>
2024	\$ 8,576,200
2025	8,575,000
2026	8,900,000
2027	9,240,000
2028	9,595,000
2029-2031	<u>42,165,000</u>
<b>Total</b>	<b><u>\$ 87,051,200</u></b>

## 20. SUBSEQUENT EVENTS

In October 2023, the County's Sheriff department entered into an agreement that will result in lease and SBITA liabilities at a total cost of \$7,165,391 for fleet technology and related equipment in the General Fund. The arrangement is payable through October 2029. The County will use the incremental borrowing rate for calculation of the lease and SBITA liabilities.

In November 2023, the County entered into a SBITA at a total cost of \$12,285,000 for enterprise resource planning software. The arrangement is payable through September 30, 2033.

# COUNTY OF KENT, MICHIGAN

## Notes to Financial Statements

### *Gerald R. Ford International Airport Authority*

In April, 2023, the Airport Authority issued \$159.4 million in Series 2023A Revenue Bonds. These bonds were issued to provide funds to pay a portion of the costs of certain capital acquisitions and improvements at the Airport Authority and make deposits to Bond Reserve Accounts. The bonds are made up of various components with maturity dates ranging from 5 to 30 years at fixed interest rates ranging from 4.6% to 5.5%.

## 21. OPIOID SETTLEMENT

The County is part of a \$21 billion nationwide settlement reached in July 2021 to resolve all Opioids litigation brought by states and local political subdivisions against the three largest pharmaceutical distributors: McKesson, Cardinal Health, and AmerisourceBergen (Distributors), and a \$5 billion nationwide settlement with manufacturer Janssen Pharmaceuticals, Inc. and its parent company Johnson & Johnson (Janssen). The term of the settlement varies by entity; however, the County expects to receive eighteen (18) installments from the Distributors with the first three installments being paid early in 2023 in the amount of \$688,918 and the remaining 15 installments expected to be made annually beginning in 2024. Additionally, the County expects to receive eleven (11) installments from Janssen with the first five installments being paid early in 2023 in the amount of \$1,343,404 and the remaining installments expected to be made annually beginning in 2026. The County is currently allocated approximately 3.003% of the total State of Michigan local unit settlement and the total amount of the settlement is expected to be \$8,597,739 and \$1,963,557 from the Distributors and Janssen, respectively.

As a result of the payment terms issued to the Directing Administrator of the National Opioid Settlements, the receivable for the Distributor and Janssen settlement agreements was recorded at the net present value, using a discount rate for payments to be received subsequent to 2023 of 3%. The net present value of the combined settlement payments to be received as of September 30, 2023 is \$6,835,359.

Additional settlements with pharmacies and manufacturers were entered into during 2022, including CVS, Walgreens, Walmart, Allergan and Teva. However, as of September 30, 2023, the amounts to be allocated to and collected by the County were not able to be determined, and as such, no amounts have been reported related to these settlements in the financial statements.

## 22. RESTATEMENT

The separately issued discretely presented component unit, Airport Authority, restated beginning net position by an increase of \$283,160 during the current year. The restatement was a result of the adoption of GASB 87, *Leases*.



**This page intentionally left blank.**

## **REQUIRED SUPPLEMENTARY INFORMATION**

**This page intentionally left blank.**

## COUNTY OF KENT, MICHIGAN

### Required Supplementary Information

The County Board of Commissioners approves a legally adopted annual budget for the General Fund and each special revenue fund. The following budgetary comparison schedules are presented following the applicable fiscal year of the adopted budget as follows:

General Fund - September 30, 2023

Coronavirus Special Revenue Fund - September 30, 2023

## COUNTY OF KENT, MICHIGAN

### Schedule of Revenues, Expenditures and Changes in Fund Balance

Budget and Actual - General Fund

For the Period Ended September 30, 2023

	Original Budget	Final Budget	Actual	Actual Over (Under) Final Budget
<b>Revenues</b>				
Taxes	\$ 119,298,360	\$ 119,298,360	\$ 122,786,270	\$ 3,487,910
Licenses and permits	28,725	28,725	23,783	(4,942)
Intergovernmental	19,921,130	20,925,648	22,276,927	1,351,279
Charges for services	22,199,306	22,199,306	22,232,986	33,680
Fines and forfeitures	1,040,335	1,040,335	1,189,249	148,914
Investment earnings	786,200	786,200	5,076,526	4,290,326
Contributions and reimbursements	3,548,700	3,548,700	2,844,940	(703,760)
Other	2,604,810	2,604,810	2,790,159	185,349
<b>Total revenues</b>	<b>169,427,566</b>	<b>170,432,084</b>	<b>179,220,840</b>	<b>8,788,756</b>
<b>Expenditures</b>				
Current:				
General government	32,966,483	32,048,905	30,383,510	(1,665,395)
Public safety	59,403,376	58,897,840	58,544,888	(352,952)
Health and welfare	6,358,222	6,870,481	6,699,789	(170,692)
Culture and recreation	5,239,614	5,201,865	5,145,193	(56,672)
Judicial	21,845,646	21,010,503	19,714,541	(1,295,962)
Community and economic development	1,042,693	1,042,693	900,922	(141,771)
Public works	624,784	624,784	507,696	(117,088)
Debt service:				
Principal	-	1,087,446	1,087,446	-
Interest and fiscal charges	-	56,236	56,236	-
<b>Total expenditures</b>	<b>127,480,818</b>	<b>126,840,753</b>	<b>123,040,221</b>	<b>(3,800,532)</b>
Revenues over expenditures	41,946,748	43,591,331	56,180,619	12,589,288
<b>Other financing sources (uses)</b>				
Transfers in	14,618,494	14,618,494	12,612,694	(2,005,800)
Transfers out	(41,600,320)	(50,332,644)	(48,403,585)	(1,929,059)
Issuance of long-term liabilities	-	-	300,199	(300,199)
Proceeds from sale of capital assets	156,000	156,000	666,708	510,708
<b>Total other financing sources (uses)</b>	<b>(26,825,826)</b>	<b>(35,558,150)</b>	<b>(34,823,984)</b>	<b>734,166</b>
<b>Net change in fund balance</b>	<b>15,120,922</b>	<b>8,033,181</b>	<b>21,356,635</b>	<b>13,323,454</b>
Fund balance, beginning of period	86,910,338	86,910,338	86,910,338	-
<b>Fund balance, end of period</b>	<b>\$ 102,031,260</b>	<b>94,943,519</b>	<b>\$ 108,266,973</b>	<b>\$ 13,323,454</b>

See notes to the required supplementary information.



## COUNTY OF KENT, MICHIGAN

### Schedule of Revenues, Expenditures and Changes in Fund Balance

Budget and Actual - Coronavirus Special Revenue Fund

For the Period Ended September 30, 2023

	Original Budget	Final Budget	Actual	Actual Over (Under) Final Budget
<b>Revenues</b>				
Intergovernmental	\$ -	\$ 31,617,351	\$ 31,617,351	\$ -
Investment earnings	-	1,464,729	1,464,729	-
<b>Total revenues</b>	-	33,082,080	33,082,080	-
<b>Expenditures</b>				
Current:				
General government	-	135,585	135,585	-
Public safety	-	1,598,468	1,598,468	-
Health and welfare	-	9,472,878	9,472,878	-
Culture and recreation	-	6,591,200	6,591,200	-
Community and economic development	-	7,204,265	7,204,265	-
Public works	-	146,648	146,648	-
<b>Total expenditures</b>	-	25,149,044	25,149,044	-
Revenues over expenditures	-	7,933,036	7,933,036	-
<b>Other financing uses</b>				
Transfers out	-	(6,468,513)	(6,468,513)	-
<b>Net change in fund balance</b>	-	1,464,523	1,464,523	-
Fund balance, beginning of period	2,066,253	2,066,253	2,066,253	-
<b>Fund balance, end of period</b>	<u>\$ 2,066,253</u>	<u>\$ 3,530,776</u>	<u>\$ 3,530,776</u>	<u>\$ -</u>

See notes to the required supplementary information.

## COUNTY OF KENT, MICHIGAN

### Required Supplementary Information

Employees' Retirement Plan

Schedule of Changes in the County's Net Pension Liability (Asset) and Related Ratios

	Year Ended December 31,		
	2022	2021	2020
<b>Total pension liability</b>			
Service cost	\$ 21,725,306	\$ 19,898,177	\$ 19,484,646
Interest on total pension liability	67,228,999	64,813,988	62,655,769
Benefit changes	-	-	-
Difference between expected and actual experience	2,487,928	6,465,409	(3,167,615)
Assumption changes	-	32,324,836	-
Benefit payments	(51,159,393)	(47,728,332)	(45,596,530)
Refunds of contributions	(1,110,978)	(663,124)	(423,931)
Distribution to Gerald R. Ford International Airport Authority	-	-	-
<b>Net change in total pension liability</b>	<u>39,171,862</u>	<u>75,110,954</u>	<u>32,952,339</u>
Total pension liability, beginning of year	<u>1,049,564,821</u>	<u>974,453,867</u>	<u>941,501,528</u>
<b>Total pension liability, end of year</b>	<u>1,088,736,683</u>	<u>1,049,564,821</u>	<u>974,453,867</u>
<b>Plan fiduciary net position</b>			
Employer contributions	9,856,852	11,204,271	12,005,262
Employee contributions	10,908,114	10,908,085	10,603,354
Net investment income (loss)	(147,051,611)	132,822,471	103,391,931
Benefit payments	(51,159,393)	(47,728,332)	(45,596,530)
Administrative expense	(732,930)	(722,212)	(672,716)
Refunds of contributions	(1,110,978)	(663,124)	(423,931)
Distribution to Gerald R. Ford International Airport Authority	-	-	-
<b>Net change in plan fiduciary net position</b>	<u>(179,289,946)</u>	<u>105,821,159</u>	<u>79,307,370</u>
Plan fiduciary net position, beginning of year	<u>1,137,038,674</u>	<u>1,031,217,515</u>	<u>951,910,145</u>
<b>Plan fiduciary net position, end of year</b>	<u>957,748,728</u>	<u>1,137,038,674</u>	<u>1,031,217,515</u>
<b>Net pension liability (asset)</b>	<u>\$ 130,987,955</u>	<u>\$ (87,473,853)</u>	<u>\$ (56,763,648)</u>
Plan fiduciary net position as a percentage of total pension liability	87.97%	108.33%	105.83%
Covered payroll <sup>(1)</sup>	<u>\$ 105,916,671</u>	<u>\$ 104,840,613</u>	<u>\$ 97,618,555</u>
Net pension liability (asset) as a percentage of covered payroll	123.67%	-83.44%	-58.15%

<sup>(1)</sup> Valuation payroll as of the previous year ended December 31

See notes to the required supplementary information.

Year Ended December 31,					
2019	2018	2017	2016	2015	2014
\$ 18,181,774	\$ 17,404,156	\$ 16,899,725	\$ 16,888,031	\$ 15,924,610	\$ 16,145,491
59,926,039	59,367,396	57,510,730	54,926,464	51,987,575	49,676,858
-	-	-	(185,975)	(476,713)	-
6,788,289	5,037,610	(8,133,524)	12,418,940	(8,805,534)	-
-	169,077	-	-	27,445,379	-
(43,444,076)	(40,615,954)	(38,366,716)	(35,536,696)	(33,243,393)	(31,099,736)
(749,644)	(549,386)	(478,636)	(725,789)	(477,321)	(582,890)
-	-	-	(19,162,598)	-	-
<u>40,702,382</u>	<u>40,812,899</u>	<u>27,431,579</u>	<u>28,622,377</u>	<u>52,354,603</u>	<u>34,139,723</u>
<u>900,799,146</u>	<u>859,986,247</u>	<u>832,554,668</u>	<u>803,932,291</u>	<u>751,577,688</u>	<u>717,437,965</u>
<u>941,501,528</u>	<u>900,799,146</u>	<u>859,986,247</u>	<u>832,554,668</u>	<u>803,932,291</u>	<u>751,577,688</u>
9,007,032	8,939,628	8,965,098	7,153,893	8,858,387	8,929,617
9,602,636	9,315,169	9,275,253	9,131,552	9,364,823	9,209,179
155,017,171	(50,232,182)	130,100,983	55,834,263	(1,703,474)	47,055,073
(43,444,076)	(40,615,954)	(38,366,716)	(35,536,696)	(33,243,393)	(31,099,736)
(763,201)	(536,943)	(665,347)	(574,426)	(600,482)	(745,779)
(749,644)	(549,386)	(478,636)	(725,789)	(477,321)	(582,890)
-	-	-	(19,162,598)	-	-
<u>128,669,918</u>	<u>(73,679,668)</u>	<u>108,830,635</u>	<u>16,120,199</u>	<u>(17,801,460)</u>	<u>32,765,464</u>
<u>823,240,227</u>	<u>896,919,895</u>	<u>788,089,260</u>	<u>771,969,061</u>	<u>789,770,521</u>	<u>757,005,057</u>
<u>951,910,145</u>	<u>823,240,227</u>	<u>896,919,895</u>	<u>788,089,260</u>	<u>771,969,061</u>	<u>789,770,521</u>
<u>\$ (10,408,617)</u>	<u>\$ 77,558,919</u>	<u>\$ (36,933,648)</u>	<u>\$ 44,465,408</u>	<u>\$ 31,963,230</u>	<u>\$ (38,192,833)</u>
101.11%	91.39%	104.29%	94.66%	96.02%	105.08%
<u>\$ 97,993,092</u>	<u>\$ 91,815,718</u>	<u>\$ 88,577,675</u>	<u>\$ 96,286,815</u>	<u>\$ 90,602,575</u>	<u>\$ 91,944,708</u>
-10.62%	84.47%	-41.70%	46.18%	35.28%	-41.54%

## COUNTY OF KENT, MICHIGAN

### Required Supplementary Information

Employees' Retirement Plan  
Schedule of Contributions

Fiscal Year Ended	Actuarially Determined Contribution <sup>(1)</sup>	Actual Contribution	Contribution Deficiency (Excess)	Covered Payroll	Actual Contribution as Percentage of Covered Payroll
9/30/2023	\$ 9,036,073	\$ 9,036,073	\$ -	\$ 89,249,067	10.12%
12/31/2022	9,856,852	9,856,852	-	109,507,676	9.00%
12/31/2021	11,204,271	11,204,271	-	105,916,671	10.58%
12/31/2020	12,005,262	12,005,262	-	104,840,613	11.45%
12/31/2019	9,007,032	9,007,032	-	97,618,555	9.23%
12/31/2018	8,939,628	8,939,628	-	97,993,092	9.12%
12/31/2017	8,965,098	8,965,098	-	91,815,718	9.76%
12/31/2016	7,153,893	7,153,893	-	88,577,675	8.08%
12/31/2015	8,858,387	8,858,387	-	96,286,815	9.20%
12/31/2014	8,929,617	8,929,617	-	90,602,575	9.86%

<sup>(1)</sup> The actuarially determined contribution was calculated based on projected covered payroll. Employer contributions were made in full based on actual covered payroll. Accordingly, the actuarially-determined contribution has been expressed above as a percentage of actual payroll.

Effective beginning with the September 30, 2023 fiscal year end, the County changed its fiscal year end from December 31 to September 30.

See notes to the required supplementary information.

**COUNTY OF KENT, MICHIGAN**

**Required Supplementary Information**  
 Voluntary Employees' Beneficiary Association (VEBA) Trust Fund  
 Schedule of Changes in the County's Net OPEB Liability and Related Ratios

	Year Ended December 31,					
	2022	2021	2020	2019	2018	2017
<b>Total OPEB liability</b>						
Service cost	\$ 1,364,355	\$ 1,445,063	\$ 1,321,125	\$ 1,359,413	\$ 1,072,729	\$ 1,127,286
Interest	4,342,433	4,094,752	4,065,569	3,807,630	4,038,791	3,974,131
Changes in benefit terms	-	-	-	-	1,527,575	-
Differences between expected and actual experience	(3,252,306)	2,532,526	(1,722,740)	1,832,578	(5,733,050)	-
Changes of assumptions	-	1,615,108	-	-	711,496	2,759,510
Benefit payments, including refunds of employee contributions	(3,745,196)	(3,261,654)	(3,325,532)	(2,992,778)	(3,104,339)	(3,145,772)
<b>Net change in total OPEB liability</b>	<b>(1,290,714)</b>	<b>6,425,795</b>	<b>338,422</b>	<b>4,006,843</b>	<b>(1,486,798)</b>	<b>4,715,155</b>
Total OPEB liability, beginning of year	67,997,078	61,571,283	61,232,861	57,226,018	58,712,816	53,997,661
<b>Total OPEB liability, end of year</b>	<b>66,706,364</b>	<b>67,997,078</b>	<b>61,571,283</b>	<b>61,232,861</b>	<b>57,226,018</b>	<b>58,712,816</b>
<b>Plan fiduciary net position</b>						
Employer contributions	6,919,582	5,434,401	6,909,780	4,475,538	5,321,892	5,271,289
Net investment income (loss)	(6,962,505)	4,759,318	5,037,638	5,422,212	(1,599,916)	3,554,463
Benefit payments, including refunds of employee contributions	(3,745,196)	(3,261,654)	(3,325,532)	(2,992,778)	(3,104,339)	(3,145,772)
Administrative expense	(61,288)	(60,554)	(59,854)	(61,225)	(48,229)	(34,479)
Other	4,712	6,296	-	-	6,132	4,334
<b>Net change in plan fiduciary net position</b>	<b>(3,844,695)</b>	<b>6,877,807</b>	<b>8,562,032</b>	<b>6,843,747</b>	<b>575,540</b>	<b>5,649,835</b>
Plan fiduciary net position, beginning of year	48,174,698	41,296,891	32,734,859	25,891,112	25,315,572	19,665,737
<b>Plan fiduciary net position, end of year</b>	<b>44,330,003</b>	<b>48,174,698</b>	<b>41,296,891</b>	<b>32,734,859</b>	<b>25,891,112</b>	<b>25,315,572</b>
<b>County's net OPEB liability</b>	<b>\$ 22,376,361</b>	<b>\$ 19,822,380</b>	<b>\$ 20,274,392</b>	<b>\$ 28,498,002</b>	<b>\$ 31,334,906</b>	<b>\$ 33,397,244</b>
Plan fiduciary net position as a percentage of total OPEB liability	66.46%	70.85%	67.07%	53.46%	45.24%	43.12%
Covered payroll	\$ 123,626,823	\$ 119,823,309	\$ 119,307,486	\$ 109,665,514	\$ 92,095,534	\$ 88,846,626
County's net OPEB liability as a percentage of covered payroll	18.10%	16.54%	16.99%	25.99%	34.02%	37.59%

See notes to the required supplementary information.

**COUNTY OF KENT, MICHIGAN**

**Required Supplementary Information**

Voluntary Employees' Beneficiary Association (VEBA) Trust Fund  
 Schedule of Contributions

Fiscal Year Ended	Actuarially Determined Contribution	Contributions in Relation to the Actuarially Determined Contribution	Contribution (Deficiency) Excess	Covered Payroll	Contributions as Percentage of Covered Payroll
9/30/2023	\$ 2,214,195	\$ 5,432,879	\$ 3,218,684	\$ 101,561,686	5.35%
12/31/2022	3,416,926	6,919,582	3,502,656	123,626,823	5.60%
12/31/2021	3,338,355	5,434,401	2,096,046	119,823,309	4.54%
12/31/2020	3,513,339	6,909,780	3,396,441	119,307,486	5.79%
12/31/2019	2,908,628	4,475,538	1,566,910	109,665,514	4.08%
12/31/2018	3,151,965	5,321,892	2,169,927	92,095,534	5.78%
12/31/2017	3,394,981	5,271,289	1,876,308	88,846,626	5.93%

Effective beginning with the September 30, 2023 fiscal year end, the County changed its fiscal year end from December 31 to September 30.

See notes to the required supplementary information.

# COUNTY OF KENT, MICHIGAN

## Notes to Required Supplementary Information

### Budget Policy and Compliance

Budgets presented in the financial statements were prepared on the same basis as the accounting basis used to reflect actual results. The General Fund and special revenue funds are subject to legal budgetary accounting controls and all are budgeted annually. Debt service funds are also included in the budgetary process; however, State statutes do not require legally adopted budgets for such funds. The County follows these procedures in establishing the budgetary data reflected in the financial statements:

1. The County Administrator submits to the Finance and Physical Resources Committee a proposed operating budget for the fiscal year commencing the first day of the following fiscal year.
2. Public hearings are conducted to obtain taxpayer comments.
3. Prior to the first day of the following fiscal year, the budget is legally enacted through passage of a resolution.
4. Formal budgetary integration is employed for the governmental fund types as a management control device.
5. Budgets for the General Fund and special revenue funds are adopted on a basis consistent with generally accepted accounting principles (GAAP).
6. Budgets are adopted and are authorized by resolution at the department (activity) level within funds by the County Board of Commissioners. This is the local legal level of budgetary control. All unexpended and unobligated appropriations lapse at year-end with the exception of grants and capital projects with a multi-year life.
7. Adoption and amendments of all budgets used by the County are governed by Public Act 621, which was followed during the year. The appropriations resolution is based on the projected expenditures budget of the department heads of the County. Any amendment to the original budget must meet the requirements of Public Act 621. Any revisions that increase the total expenditures of any fund must be approved by the County Board of Commissioners. The County Administrator is authorized to transfer budgeted amounts within an activity, subject to the condition that the total expenditures do not exceed the approved appropriations by activity. Supplemental appropriations were necessary during the year.

P.A 621 of 1978, as amended, provides that a local unit shall not incur expenditures in excess of the amount budgeted. The budget is prepared by fund, function (e.g. public safety) and department (e.g. Sheriff). Department heads may transfer resources within the activities they manage up to Board-approved appropriation amounts. These activities may reside in different funds. In special instances related to grants, the County Administrator/Controller is authorized to make budget adjustments within and between categories of budgets up to 15% of the grant appropriation. Transfers between departmental budgets and above administrative amounts set by the Board need special approval from the governing body. The budgetary schedules presented in the financial statements are at a greater level of detail than the legal level of budgetary control. During the current period, there were no expenditures in excess of budgeted amounts.

The County issues a separate annual budgetary report which provides additional information on historical budget data.

# COUNTY OF KENT, MICHIGAN

## Notes to Required Supplementary Information

### Employees' Retirement Plan

#### *Notes to the Schedule of Changes in the County's Net Pension Liability (Asset) and Related Ratios*

The December 31, 2021 valuation incorporates an assumption change in the discount rate from 6.75% to 6.50%.

The December 31, 2018 valuation incorporates assumption changes in accordance with the experience study dated November 8, 2018 and adopted by the Board on November 14, 2018. The adopted changes are summarized as follows: 6.75% investment return assumption; 3.50% wage inflation assumption; MP-2018 mortality projection scale; decrease retirement rates; decrease withdrawal rates.

The December 31, 2016 and 2015 valuations incorporate changes to the benefit provisions and assumptions as of the measurement date were reflected in the rolled-forward total pension liability. These changes include updates to the mortality assumption and the non-duty disability provision for certain groups.

The December 31, 2015 valuation incorporates assumption changes that had a significant impact on the total pension liability from the prior measurement date. The most significant changes were related to the non-duty disability provision and the member contribution rate for certain groups.

GASB 67 was implemented in 2014. This schedule is being built prospectively. Ultimately, 10 years of data will be presented.

#### *Notes to the Schedule of Contributions*

Valuation Date Actuarially determined contribution rates are calculated as of December 31, which is 21 months prior to the beginning of the fiscal year in which contributions are reported. The actuarial assumptions noted below relate to the most recent valuation, dated December 31, 2021. Changes in assumptions have been identified where applicable.

#### Methods and assumptions used to determine contribution rates:

Actuarial cost method	Entry-age normal
Amortization method	Level percentage of payroll, closed
Remaining amortization period	18 years
Asset valuation method	4-year smoothed fair value
Inflation	3.5%
Salary increases	3.5%-10.5%, including inflation
Investment rate of return	6.50%
Retirement age	Experience-based table of rates that are specific to the type of eligibility condition. Last updated for the 2018 valuation pursuant to the January 1, 2013 – December 31, 2017 Experience Study.
Mortality	The RP-2014 Mortality Tables with 2-dimensional, fully generational improvements projected with the MP-2018 Mortality Improvement Scales. These tables were first used for the December 31, 2018 valuation.
Cost-of-living adjustment	Varies from 1% to 3%, depending on union



# COUNTY OF KENT, MICHIGAN

## Notes to Required Supplementary Information

### Other information

Notes The Employer Contribution for FY 2023 was determined in the December 31, 2021 actuarial valuation.

### Voluntary Employees' Beneficiary Association (VEBA) Trust Fund

#### *Notes to the Schedule of Changes in the County's Net OPEB Liability and Related Ratios*

The December 31, 2021 valuation incorporates assumption changes, including: reduced the assumed rate of return from 6.75% to 6.50% and reset the health care trend rate to increase by 8.25% in 2022 and trending down to 4.5% in 2036.

The December 31, 2018 valuation incorporates assumption changes in accordance with the pension experience study dated November 8, 2018 and adopted by the Board on November 14, 2018. Further the healthcare specific assumptions were investigated in the experience study dated February 8, 2018. The adopted changes are summarized as follows: 6.75% investment return assumption; 3.50% wage inflation assumption; MP-2018 mortality projection scale; decrease retirement rates; decrease withdrawal rates; lowered election percentage assumptions; public act 202 healthcare trend assumption. The overall impact of the assumption changes increased the contribution rate by 0.25% and slightly reduced the funded ratio.

For the December 31, 2018 valuation a benefit change was reflected for future retirees: the maximum monthly flat dollar stipend increased from \$350 to \$400. The benefit change increased the employer contribution rate by 0.18% and slightly reduced the funded ratio.

The December 31, 2017 valuation incorporates assumption changes, including: reduced the assumed rate of return from 7.5% to 7.0%; changed the amortization period from 30 years open to 23 years closed; reset the health care trend rate to increase by 9.0% in 2018 and trending down to 4.0% in 2028.

GASB 74 was implemented in fiscal year 2017. This schedule is being built prospectively. Ultimately, 10 years of data will be presented.

#### *Notes to the Schedule of Contributions*

Valuation Date December 31 of the year prior to the fiscal year in which the contributions are expected to be made.

Methods and assumptions used to determine contribution rates:

Actuarial cost method	Entry-age normal
Amortization method	Level percentage of payroll, closed
Remaining amortization period	20 years
Asset valuation method	Smoothed fair value
Price inflation	2.5%
Salary increases	3.5% to 10.5%, including inflation
Investment rate of return	6.50%, net of OPEB plan investment expense, including inflation

## COUNTY OF KENT, MICHIGAN

### Notes to Required Supplementary Information

Retirement age	Experience-based table of rates that are specific to the type of eligibility condition. Last updated for the 2018 valuation pursuant to the January 1, 2013 – December 31, 2017 Experience Study for the Retirement Plan and Trust.
Mortality	The RP-2014 Mortality Tables with 2-dimensional, fully generational improvements projected with the MP-2018 Mortality Improvement Scales. These tables were first used for the December 31, 2018 valuation.
Health care trend rates	Non-Medicare: Trend starting at 8.25% and gradually decreasing to an ultimate trend rate of 4.50%. Medicare: Trend starting at 6.50% and gradually decreasing to an ultimate trend rate of 4.50%.
Aging factors	The tables used in developing the retiree premium are based on a recent Society of Actuaries study of health costs.
Expenses	Investment expenses are net of the investment returns; Administrative expenses are included in the premium costs.

GASB 74 was implemented in fiscal year 2017. This schedule is being built prospectively. Ultimately, 10 years of data will be presented.

**COMBINING AND INDIVIDUAL FUND  
FINANCIAL STATEMENTS AND SCHEDULES**

**This page intentionally left blank.**

## COUNTY OF KENT, MICHIGAN

### General Fund

The General Fund accounts for resources traditionally associated with the County which are not required to be accounted for in another fund.

## COUNTY OF KENT, MICHIGAN

### Detailed Schedule of Revenues, Expenditures and Changes in Fund Balance

Budget and Actual - General Fund

For the Period Ended September 30, 2023

	Original Budget	Final Budget	Actual	Actual Over (Under) Final Budget
<b>Revenues</b>				
Taxes	\$ 119,298,360	\$ 119,298,360	\$ 122,786,270	\$ 3,487,910
Licenses and permits	28,725	28,725	23,783	(4,942)
Intergovernmental	19,921,130	20,925,648	22,276,927	1,351,279
Charges for services	22,199,306	22,199,306	22,232,986	33,680
Fines and forfeitures	1,040,335	1,040,335	1,189,249	148,914
Investment earnings	786,200	786,200	5,076,526	4,290,326
Contributions and reimbursements	3,548,700	3,548,700	2,844,940	(703,760)
Other	2,604,810	2,604,810	2,790,159	185,349
<b>Total revenues</b>	<b>169,427,566</b>	<b>170,432,084</b>	<b>179,220,840</b>	<b>8,788,756</b>
<b>Expenditures</b>				
Current:				
General government:				
Information technology	6,316,382	5,457,067	5,425,447	(31,620)
Policy/administration	3,916,672	3,896,396	3,781,501	(114,895)
Clerk	2,212,745	2,212,745	2,073,475	(139,270)
Fiscal services	1,907,117	1,907,117	1,760,501	(146,616)
Facilities management	12,170,210	12,170,210	11,176,885	(993,325)
Equalization	1,221,834	1,221,834	1,216,919	(4,915)
Treasurer	1,082,200	1,058,200	995,245	(62,955)
Human resources	1,827,484	1,793,221	1,655,455	(137,766)
Purchasing	554,341	554,341	551,751	(2,590)
Elections	392,871	392,871	391,064	(1,807)
Central services	675,833	675,833	647,093	(28,740)
Corporate counsel	181,875	202,151	219,973	17,822
Fleet services	506,919	506,919	488,201	(18,718)
Total general government	<u>32,966,483</u>	<u>32,048,905</u>	<u>30,383,510</u>	<u>(1,665,395)</u>
Public safety:				
Jail	32,820,463	33,200,420	32,967,420	(233,000)
Sheriff and road patrol	20,929,282	20,368,789	20,300,506	(68,283)
Animal control	849,171	849,171	800,293	(48,878)
E-911	4,804,460	4,479,460	4,476,669	(2,791)
Total public safety	<u>59,403,376</u>	<u>58,897,840</u>	<u>58,544,888</u>	<u>(352,952)</u>

continued...

## COUNTY OF KENT, MICHIGAN

### Detailed Schedule of Revenues, Expenditures and Changes in Fund Balance

Budget and Actual - General Fund

For the Period Ended September 30, 2023

	Original Budget	Final Budget	Actual	Actual Over (Under) Final Budget
<b>Expenditures (continued)</b>				
Current (continued):				
Health and welfare:				
Intergovernmental	\$ 3,446,828	\$ 3,959,087	\$ 3,959,086	\$ (1)
Prevention programming	1,091,250	1,091,250	1,054,541	(36,709)
Medical examiners	1,440,935	1,440,935	1,325,599	(115,336)
Department of Health and Human Services	363,649	363,649	348,893	(14,756)
Area Agency on Aging	15,560	15,560	11,670	(3,890)
Total health and welfare	6,358,222	6,870,481	6,699,789	(170,692)
Culture and recreation:				
Parks	5,203,551	5,165,802	5,109,130	(56,672)
John Ball Zoological Gardens	36,063	36,063	36,063	-
Total culture and recreation	5,239,614	5,201,865	5,145,193	(56,672)
Judicial:				
District court	2,474,839	2,474,839	2,329,872	(144,967)
Probate court	1,787,508	1,787,508	1,734,439	(53,069)
Circuit and family court	13,132,386	12,297,243	11,472,613	(824,630)
Probation	31,525	31,525	13,323	(18,202)
Prosecuting attorney	4,419,388	4,419,388	4,164,294	(255,094)
Total judicial	21,845,646	21,010,503	19,714,541	(1,295,962)
Community and economic development:				
Economic development	200,000	200,000	200,000	-
Cooperative extension	373,534	373,534	373,352	(182)
Register of deeds	469,159	469,159	327,570	(141,589)
Total community and economic development	1,042,693	1,042,693	900,922	(141,771)
Public works:				
Drain Commission	624,784	624,784	507,696	(117,088)
Debt service:				
Principal	-	1,087,446	1,087,446	-
Interest and fiscal charges	-	56,236	56,236	-
Total debt service	-	1,143,682	1,143,682	-
<b>Total expenditures</b>	<b>127,480,818</b>	<b>126,840,753</b>	<b>123,040,221</b>	<b>(3,800,532)</b>
Revenues over expenditures	41,946,748	43,591,331	56,180,619	12,589,288

continued...

**COUNTY OF KENT, MICHIGAN**

**Detailed Schedule of Revenues, Expenditures and Changes in Fund Balance**  
 Budget and Actual - General Fund  
 For the Period Ended September 30, 2023

	Original Budget	Final Budget	Actual	Actual Over (Under) Final Budget
<b>Other financing sources (uses)</b>				
Transfers in	\$ 14,618,494	\$ 14,618,494	\$ 12,612,694	\$ (2,005,800)
Transfers out	(41,600,320)	(50,332,644)	(48,403,585)	(1,929,059)
Issuance of long-term liabilities	-	-	300,199	(300,199)
Proceeds from sale of capital assets	156,000	156,000	666,708	510,708
<b>Total other financing sources (uses)</b>	<u>(26,825,826)</u>	<u>(35,558,150)</u>	<u>(34,823,984)</u>	<u>734,166</u>
<b>Net change in fund balance</b>	15,120,922	8,033,181	21,356,635	13,323,454
Fund balance, beginning of period	86,910,338	86,910,338	86,910,338	-
<b>Fund balance, end of period</b>	<u>\$ 102,031,260</u>	<u>\$ 94,943,519</u>	<u>\$ 108,266,973</u>	<u>\$ 13,323,454</u>

concluded



## COUNTY OF KENT, MICHIGAN

### Nonmajor Governmental Funds

#### Special Revenue Funds

**Fire Prevention Fund** – accounts for the acquisition of fire trucks for participating local units of government. Financing is provided by participating units and General Fund appropriations.

**Friend of the Court Fund** – accounts for revenue and expenditures of the Friend of the Court office as required in Public Acts 294 – 298 of 1982. This fund also accounts for administration of the Title IV-D cooperative reimbursement program.

**Health Fund** – accounts for specific revenue set aside for the purpose of providing health protection for people within the County. Revenues are provided through state and federal grants and General Fund appropriations.

**Lodging Excise Tax Fund** – accounts for expenditures incurred in promoting Kent County and maintaining, acquiring, or constructing its public convention and entertainment facilities. Revenues are provided by the excise tax on transient room rentals.

**Ready by Five Millage Fund** – accounts for the proceeds of a dedicated millage levied to support services provided for early childhood development.

**Correction and Detention Facilities Fund** – accounts for the proceeds of a dedicated millage levied to pay for operations and debt service related to the expansion of the correction and detention facilities.

**Register of Deeds Automation Fund** – accounts for funds set aside under provisions of Public Act 698 of 2002 (MCL 600.2568) for upgrading technology in the Register of Deeds' office.

**Zoo and Museum Millage Fund** – accounts for the proceeds of a dedicated millage levied for operations, capital improvements, and educational opportunities at John Ball Zoo and the Grand Rapids Public Museum.

**Senior Millage Fund** – accounts for the proceeds of a dedicated millage levied to plan, coordinate, evaluate and provide services to persons 60 years of age or older.

**Indigent Defense Fund** – accounts for earmarked state grant revenue to provide indigent defendants in criminal cases with effective assistance of counsel. This fund is required by the Michigan Indigent Defense Commission (MIDC) Act, Public Act 93 of 2013, as amended.

**Central Dispatch Collection Fund** – accounts for the collection of 911 surcharge revenue on mobile and other phone devices, and disbursement of such funds to the Kent County Dispatch Authority.

**Concealed Pistol License Fund** – accounts for the deposit of fees collected for the County Clerk under the Firearms Act 372 of 1927 (MCL 28.425x) for the regulation and licensing of certain firearms.

**Local Corrections Officers Training Fund** – accounts for the deposit of booking fees charged to each inmate when first admitted into the County jail. The booking fee, when collected, is used as a source of revenue for local correctional officers training programs. The County retains \$10 of the \$12 booking fee and the remaining \$2 is required to be remitted to the State.

## COUNTY OF KENT, MICHIGAN

### Nonmajor Governmental Funds

***Drug Forfeiture Fund*** – accounts for revenue awarded to the County related to assets seized from activities involved in the violation of controlled substances statutes, Public Act 135 of 1985 (MCL 333.7523). Authorized expenditures include expenses of seizure, forfeiture and sale of property. The balance remaining must be used to enhance law enforcement efforts.

***State Project Fund*** – accounts for the expenditures and revenues of various activities financed by restricted grants of the State. Projects lengths vary from annually renewable to multi-year.

***Project Fund*** – accounts for the expenditures and revenues of various activities financed primarily by restricted grants or special revenues from sources other than the State and Federal government. Projects are renewable annually.

***LTD Project Fund*** – accounts for the expenditures and revenues of various activities financed primarily by restricted grants or special revenues from sources other than the State and Federal government. Projects are multi-year.

***Federal Project Fund*** – accounts for the expenditures and revenues of various activities financed by restricted grants of the Federal government. Project lengths vary from annually renewable to multi-year.

***Community Development Federal Project Fund*** – accounts for the improvement, rehabilitation and preservation of public facilities in target areas as well as the issuance and repayment of rehabilitation loans. Financing is provided by Community Development Block Grants and program income.

***Kent County Community Action Funds*** – accounts for the expenditures and revenues of various activities financed by restricted grants of the State and Federal governments, as well as local contributions. Project lengths vary from annually renewable to multi-year.

***Opioid Settlement Fund*** – accounts for the expenditures and revenues of the national opioid settlements.

***Child Care Fund*** – accounts for the care of neglected, abused and delinquent juveniles. Revenues are provided through state reimbursements and General Fund appropriations.

***Veterans' Millage Fund*** – accounts for the proceeds of a dedicated millage levied to plan, coordinate, evaluate and provide services to qualified veterans.

#### **Capital Project Fund**

***Building Authority Capital Project Fund*** – accounts for construction projects of the Building Authority. Financing is provided by bonds, investment earnings, and subsidies from the General Fund.

## COUNTY OF KENT, MICHIGAN

### ■ Nonmajor Governmental Funds

#### Debt Service Fund

**General Debt Service Fund** – accounts for the retirement of principal and related interest and fiscal charges on long-term debt issued to fund various capital acquisitions within the County. Financing for the Human Services Complex is supported by a lease with the State of Michigan and the City of Grand Rapids.

**Building Authority Debt Service Fund** – accounts for the retirement of principal and related interest and fiscal charges on long-term debt of the Kent County Building Authority. Such buildings currently include the sheriff's building and the courthouse. Financing for the correctional facility is supported by a dedicated tax millage paid by County property owners.



**COUNTY OF KENT, MICHIGAN**

**Combining Balance Sheet**

Nonmajor Governmental Funds  
September 30, 2023

	Special Revenue Funds				
	Fire Prevention	Friend of the Court	Health	Lodging Excise Tax	Ready by Five Millage
<b>Assets</b>					
Cash, investments, and accrued interest	\$ 773,073	\$ -	\$ 5,493,605	\$ 16,563,169	\$ 8,338,602
Receivables, net:					
Accounts	-	-	1,290,165	1,232,878	836,737
Due from other governments	-	1,030,849	2,476,435	-	-
Loans	-	-	-	-	-
Installment sales agreement	-	-	-	-	-
Due from other funds	-	-	630	-	-
Inventories	-	-	425,104	-	-
Prepays	-	1,000	21,753	-	-
<b>Total assets</b>	<u>\$ 773,073</u>	<u>\$ 1,031,849</u>	<u>\$ 9,707,692</u>	<u>\$ 17,796,047</u>	<u>\$ 9,175,339</u>
<b>Liabilities</b>					
Accounts payable	\$ 6,731	\$ 8,678	\$ 6,281,103	\$ 463,083	\$ 1,723,908
Accrued liabilities	-	51,041	921,431	3,952	-
Due to other governments	-	-	-	-	-
Due to other funds	-	722,128	697,080	-	-
Unearned revenue	-	-	1,108,072	-	-
<b>Total liabilities</b>	<u>6,731</u>	<u>781,847</u>	<u>9,007,686</u>	<u>467,035</u>	<u>1,723,908</u>
<b>Deferred inflows of resources</b>					
Unavailable revenue - installment sales agreement	-	-	-	-	-
Unavailable revenue - opioid settlement	-	-	-	-	-
Unavailable revenue - loans receivable	-	-	-	-	-
<b>Total deferred inflows of resources</b>	<u>-</u>	<u>-</u>	<u>-</u>	<u>-</u>	<u>-</u>
<b>Fund balances</b>					
Nonspendable	-	1,000	273,902	-	-
Restricted	766,342	-	-	17,329,012	7,451,431
Assigned	-	249,002	426,104	-	-
<b>Total fund balances</b>	<u>766,342</u>	<u>250,002</u>	<u>700,006</u>	<u>17,329,012</u>	<u>7,451,431</u>
<b>Total liabilities, deferred inflows of resources and fund balances</b>	<u>\$ 773,073</u>	<u>\$ 1,031,849</u>	<u>\$ 9,707,692</u>	<u>\$ 17,796,047</u>	<u>\$ 9,175,339</u>

Special Revenue Funds					
Correction and Detention Facilities	Register of Deeds Automation	Zoo and Museum Millage	Senior Millage	Indigent Defense	Central Dispatch Collection
\$ 11,720,148	\$ 277,256	\$ 12,067	\$ 5,389,584	\$ 2,370,696	\$ 2,089,136
-	-	-	1,235,203	-	1,919,042
-	-	-	-	-	136,402
-	-	-	-	-	-
3,000,000	-	-	-	-	-
-	-	-	-	-	-
-	-	-	-	-	-
<u>\$ 14,720,148</u>	<u>\$ 277,256</u>	<u>\$ 12,067</u>	<u>\$ 6,624,787</u>	<u>\$ 2,370,696</u>	<u>\$ 4,144,580</u>
\$ -	\$ 1,917	\$ 12,067	\$ 2,577,672	\$ 1,219,392	\$ 2,385,947
-	3,973	-	-	46,245	-
-	-	-	-	-	-
-	-	-	131,114	-	-
-	-	-	-	-	-
-	5,890	12,067	2,708,786	1,265,637	2,385,947
-	-	-	-	-	-
-	-	-	-	-	-
-	-	-	-	-	-
-	-	-	-	-	-
14,720,148	271,366	-	3,916,001	1,105,059	-
-	-	-	-	-	1,758,633
<u>14,720,148</u>	<u>271,366</u>	<u>-</u>	<u>3,916,001</u>	<u>1,105,059</u>	<u>1,758,633</u>
<u>\$ 14,720,148</u>	<u>\$ 277,256</u>	<u>\$ 12,067</u>	<u>\$ 6,624,787</u>	<u>\$ 2,370,696</u>	<u>\$ 4,144,580</u>

continued...

## COUNTY OF KENT, MICHIGAN

### Combining Balance Sheet

Nonmajor Governmental Funds  
September 30, 2023

	Special Revenue Funds				
	Concealed Pistol License	Local Corrections Officers Training	Drug Forfeiture	State Project	Project
<b>Assets</b>					
Cash, investments, and accrued interest	\$ 804,118	\$ 534,801	\$ 505,883	\$ -	\$ -
Receivables, net:					
Accounts	-	-	-	-	75,000
Due from other governments	-	-	-	575,940	1,651,091
Loans	-	-	-	-	-
Installment sales agreement	-	-	-	-	-
Due from other funds	-	-	63,121	92,270	237,670
Inventories	-	-	30,224	-	-
Prepays	-	-	-	-	-
<b>Total assets</b>	<u>\$ 804,118</u>	<u>\$ 534,801</u>	<u>\$ 599,228</u>	<u>\$ 668,210</u>	<u>\$ 1,963,761</u>
<b>Liabilities</b>					
Accounts payable	\$ -	\$ 5,331	\$ 41,298	\$ 193,258	\$ 53,918
Accrued liabilities	3,412	-	767	4,877	446,910
Due to other governments	-	-	-	-	-
Due to other funds	-	-	10,581	435,540	1,141,668
Unearned revenue	-	-	-	34,535	32,502
<b>Total liabilities</b>	<u>3,412</u>	<u>5,331</u>	<u>52,646</u>	<u>668,210</u>	<u>1,674,998</u>
<b>Deferred inflows of resources</b>					
Unavailable revenue - installment sales agreement	-	-	-	-	-
Unavailable revenue - opioid settlement	-	-	-	-	-
Unavailable revenue - loans receivable	-	-	-	-	-
<b>Total deferred inflows of resources</b>	<u>-</u>	<u>-</u>	<u>-</u>	<u>-</u>	<u>-</u>
<b>Fund balances</b>					
Nonspendable	-	-	30,224	-	-
Restricted	800,706	529,470	516,358	-	282,598
Assigned	-	-	-	-	6,165
<b>Total fund balances</b>	<u>800,706</u>	<u>529,470</u>	<u>546,582</u>	<u>-</u>	<u>288,763</u>
<b>Total liabilities, deferred inflows of resources and fund balances</b>	<u>\$ 804,118</u>	<u>\$ 534,801</u>	<u>\$ 599,228</u>	<u>\$ 668,210</u>	<u>\$ 1,963,761</u>

**Special Revenue Funds**

<b>LTD Project</b>	<b>Federal Project</b>	<b>Community Development Federal Project</b>	<b>Kent County Community Action</b>	<b>Opioid Settlement</b>	<b>Child Care</b>	<b>Veterans' Millage</b>
\$ 4,076,810	\$ -	\$ -	\$ 59,226	\$ 2,248,982	\$ -	\$ 679,035
4,580	56,602	5,833	29,834	6,835,359	-	-
3,375	513,196	625,925	553,067	-	5,345,457	-
-	-	1,498,928	-	-	-	-
-	-	-	-	-	-	-
5,138	387,820	-	171,254	-	434,585	-
-	-	-	552,366	-	-	-
-	-	-	-	-	-	31,750
<u>\$ 4,089,903</u>	<u>\$ 957,618</u>	<u>\$ 2,130,686</u>	<u>\$ 1,365,747</u>	<u>\$ 9,084,341</u>	<u>\$ 5,780,042</u>	<u>\$ 710,785</u>
\$ 195,005	\$ 188,999	\$ 507,194	\$ 88,197	\$ -	\$ 550,741	\$ 84,050
2,107	25,803	15,420	94,721	-	508,919	28,587
-	812	66,950	12,691	-	19,982	-
-	685,133	7,303	570,044	-	4,450,401	23,379
491	-	34,891	552,366	-	-	-
<u>197,603</u>	<u>900,747</u>	<u>631,758</u>	<u>1,318,019</u>	<u>-</u>	<u>5,530,043</u>	<u>136,016</u>
-	-	-	-	-	-	-
-	-	-	-	6,835,359	-	-
-	-	1,498,928	-	-	-	-
-	-	1,498,928	-	6,835,359	-	-
-	-	-	-	-	-	31,750
591,591	56,871	-	47,728	2,248,982	-	543,019
3,300,709	-	-	-	-	249,999	-
<u>3,892,300</u>	<u>56,871</u>	<u>-</u>	<u>47,728</u>	<u>2,248,982</u>	<u>249,999</u>	<u>574,769</u>
<u>\$ 4,089,903</u>	<u>\$ 957,618</u>	<u>\$ 2,130,686</u>	<u>\$ 1,365,747</u>	<u>\$ 9,084,341</u>	<u>\$ 5,780,042</u>	<u>\$ 710,785</u>

continued...

**COUNTY OF KENT, MICHIGAN**

**Combining Balance Sheet**

Nonmajor Governmental Funds  
September 30, 2023

	Capital Project	Debt Service Funds		Total
	Building Authority	General	Building Authority	
<b>Assets</b>				
Cash, investments, and accrued interest	\$ 5,902,661	\$ -	\$ -	\$ 67,838,852
Receivables, net:				
Accounts	-	-	-	13,521,233
Due from other governments	-	-	-	12,911,737
Loans	-	-	-	1,498,928
Installment sales agreement	-	18,195,826	-	18,195,826
Due from other funds	-	5,000	-	4,397,488
Inventories	-	-	-	1,007,694
Prepays	-	-	-	54,503
<b>Total assets</b>	<u>\$ 5,902,661</u>	<u>\$ 18,200,826</u>	<u>\$ -</u>	<u>\$ 119,426,261</u>
<b>Liabilities</b>				
Accounts payable	\$ 20,803	\$ 5,000	\$ -	\$ 16,614,292
Accrued liabilities	-	-	-	2,158,165
Due to other governments	-	-	-	100,435
Due to other funds	-	-	-	8,874,371
Unearned revenue	-	-	-	1,762,857
<b>Total liabilities</b>	<u>20,803</u>	<u>5,000</u>	<u>-</u>	<u>29,510,120</u>
<b>Deferred inflows of resources</b>				
Unavailable revenue - installment sales agreement	-	18,195,826	-	18,195,826
Unavailable revenue - opioid settlement	-	-	-	6,835,359
Unavailable revenue - loans receivable	-	-	-	1,498,928
<b>Total deferred inflows of resources</b>	<u>-</u>	<u>18,195,826</u>	<u>-</u>	<u>26,530,113</u>
<b>Fund balances</b>				
Nonspendable	-	-	-	336,876
Restricted	5,881,858	-	-	57,058,540
Assigned	-	-	-	5,990,612
<b>Total fund balances</b>	<u>5,881,858</u>	<u>-</u>	<u>-</u>	<u>63,386,028</u>
<b>Total liabilities, deferred inflows of resources and fund balances</b>	<u>\$ 5,902,661</u>	<u>\$ 18,200,826</u>	<u>\$ -</u>	<u>\$ 119,426,261</u>

concluded



**This page intentionally left blank.**

**COUNTY OF KENT, MICHIGAN**

**Combining Statement of Revenues, Expenditures  
and Changes in Fund Balances - Nonmajor Governmental Funds  
For the Period Ended September 30, 2023**

	Special Revenue Funds				
	Fire Prevention	Friend of the Court	Health	Lodging Excise Tax	Ready by Five Millage
<b>Revenues</b>					
Taxes	\$ -	\$ -	\$ -	\$ 10,054,121	\$ 6,698,820
Licenses and permits	-	-	451,966	-	-
Intergovernmental	275,116	5,460,271	12,917,563	-	224,077
Charges for services	-	679,785	1,833,359	-	-
Fines and forfeitures	-	3,992	35,109	12,590	-
Investment earnings	14,929	-	-	261,385	276,299
Contributions and reimbursements	877,866	154,715	5,696,706	-	-
Other	-	-	46,742	-	-
<b>Total revenues</b>	<b>1,167,911</b>	<b>6,298,763</b>	<b>20,981,445</b>	<b>10,328,096</b>	<b>7,199,196</b>
<b>Expenditures</b>					
Current:					
General government	-	-	-	-	-
Public safety	1,352,613	-	1,554,658	-	-
Health and welfare	-	-	25,965,227	-	7,129,211
Culture and recreation	-	-	-	-	-
Judicial	-	7,897,185	-	-	-
Community and economic development	-	-	-	2,008,456	-
Debt service:					
Principal	-	-	99,532	-	-
Interest and fiscal charges	-	-	7,207	-	-
Capital outlay	-	-	-	-	-
<b>Total expenditures</b>	<b>1,352,613</b>	<b>7,897,185</b>	<b>27,626,624</b>	<b>2,008,456</b>	<b>7,129,211</b>
Revenues over (under) expenditures	(184,702)	(1,598,422)	(6,645,179)	8,319,640	69,985
<b>Other financing sources (uses)</b>					
Transfers in	275,000	1,598,422	6,644,054	-	-
Transfers out	-	-	-	-	-
Proceeds from sale of capital assets	24,898	-	-	-	-
<b>Total other financing sources (uses)</b>	<b>299,898</b>	<b>1,598,422</b>	<b>6,644,054</b>	<b>-</b>	<b>-</b>
<b>Net change in fund balances</b>	<b>115,196</b>	<b>-</b>	<b>(1,125)</b>	<b>8,319,640</b>	<b>69,985</b>
Fund balances, beginning of period	651,146	250,002	701,131	9,009,372	7,381,446
<b>Fund balances, end of period</b>	<b>\$ 766,342</b>	<b>\$ 250,002</b>	<b>\$ 700,006</b>	<b>\$ 17,329,012</b>	<b>\$ 7,451,431</b>

Special Revenue Funds					
Correction and Detention Facilities	Register of Deeds Automation	Zoo and Museum Millage	Senior Millage	Indigent Defense	Central Dispatch Collection
\$ 20,720,694	\$ -	\$ 11,695,691	\$ 13,726,844	\$ -	\$ -
-	-	-	-	-	-
-	-	391,152	445,825	-	-
-	281,895	-	-	-	6,870,201
-	-	-	-	-	-
471,726	13,048	28,878	178,398	64,222	58,658
-	-	-	-	-	-
-	-	-	-	-	-
<u>21,192,420</u>	<u>294,943</u>	<u>12,115,721</u>	<u>14,351,067</u>	<u>64,222</u>	<u>6,928,859</u>
-	-	-	-	-	-
-	-	-	-	-	5,628,388
-	-	-	11,384,827	-	-
-	-	12,115,721	-	-	-
-	-	-	-	7,468,872	-
-	416,917	-	-	-	-
-	20,331	-	-	-	-
-	2,511	-	-	-	-
-	-	-	-	-	-
-	<u>439,759</u>	<u>12,115,721</u>	<u>11,384,827</u>	<u>7,468,872</u>	<u>5,628,388</u>
<u>21,192,420</u>	<u>(144,816)</u>	<u>-</u>	<u>2,966,240</u>	<u>(7,404,650)</u>	<u>1,300,471</u>
-	-	-	-	-	-
(14,167,594)	(101,981)	-	-	-	(1,279,850)
-	-	-	-	-	-
<u>(14,167,594)</u>	<u>(101,981)</u>	<u>-</u>	<u>-</u>	<u>-</u>	<u>(1,279,850)</u>
7,024,826	(246,797)	-	2,966,240	(7,404,650)	20,621
7,695,322	518,163	-	949,761	8,509,709	1,738,012
<u>\$ 14,720,148</u>	<u>\$ 271,366</u>	<u>\$ -</u>	<u>\$ 3,916,001</u>	<u>\$ 1,105,059</u>	<u>\$ 1,758,633</u>

continued...

**COUNTY OF KENT, MICHIGAN**

**Combining Statement of Revenues, Expenditures  
and Changes in Fund Balances - Nonmajor Governmental Funds  
For the Period Ended September 30, 2023**

	Special Revenue Funds				
	Concealed Pistol License	Local Corrections Officers Training	Drug Forfeiture	State Project	Project
<b>Revenues</b>					
Taxes	\$ -	\$ -	\$ -	\$ -	\$ -
Licenses and permits	162,060	-	-	-	-
Intergovernmental	-	-	-	2,398,734	457,817
Charges for services	-	76,012	-	-	8,295,859
Fines and forfeitures	-	-	183,913	-	-
Investment earnings	21,977	15,195	13,411	-	1,902
Contributions and reimbursements	-	-	-	-	308,644
Other	-	-	-	-	-
<b>Total revenues</b>	<u>184,037</u>	<u>91,207</u>	<u>197,324</u>	<u>2,398,734</u>	<u>9,064,222</u>
<b>Expenditures</b>					
Current:					
General government	118,880	-	-	-	35,938
Public safety	-	104,393	131,332	506,133	9,424,570
Health and welfare	-	-	-	185,573	496,222
Culture and recreation	-	-	-	-	-
Judicial	-	-	-	1,879,374	-
Community and economic development	-	-	-	-	-
Debt service:					
Principal	-	-	-	-	-
Interest and fiscal charges	-	-	-	-	-
Capital outlay	-	-	-	-	-
<b>Total expenditures</b>	<u>118,880</u>	<u>104,393</u>	<u>131,332</u>	<u>2,571,080</u>	<u>9,956,730</u>
Revenues over (under) expenditures	<u>65,157</u>	<u>(13,186)</u>	<u>65,992</u>	<u>(172,346)</u>	<u>(892,508)</u>
<b>Other financing sources (uses)</b>					
Transfers in	-	-	-	172,346	978,781
Transfers out	-	-	-	-	-
Proceeds from sale of capital assets	-	-	-	-	-
<b>Total other financing sources (uses)</b>	<u>-</u>	<u>-</u>	<u>-</u>	<u>172,346</u>	<u>978,781</u>
<b>Net change in fund balances</b>	<u>65,157</u>	<u>(13,186)</u>	<u>65,992</u>	<u>-</u>	<u>86,273</u>
Fund balances, beginning of period	<u>735,549</u>	<u>542,656</u>	<u>480,590</u>	<u>-</u>	<u>202,490</u>
<b>Fund balances, end of period</b>	<u>\$ 800,706</u>	<u>\$ 529,470</u>	<u>\$ 546,582</u>	<u>\$ -</u>	<u>\$ 288,763</u>

**Special Revenue Funds**

<b>LTD Project</b>	<b>Federal Project</b>	<b>Community Development Federal Project</b>	<b>Kent County Community Action</b>	<b>Opioid Settlement</b>	<b>Child Care</b>	<b>Veterans' Millage</b>
\$ -	\$ -	\$ -	\$ -	\$ -	\$ -	\$ 1,370,803
-	-	-	-	-	-	-
99,443	2,428,570	4,384,679	2,910,275	-	10,121,977	44,382
56,030	-	-	-	2,211,107	77,945	-
-	-	-	-	-	-	-
78,109	-	-	-	37,875	-	26,765
211,407	318	29,468	13,625	-	90,994	-
-	-	-	-	-	-	-
<u>444,989</u>	<u>2,428,888</u>	<u>4,414,147</u>	<u>2,923,900</u>	<u>2,248,982</u>	<u>10,290,916</u>	<u>1,441,950</u>
513,605	-	-	-	-	-	-
42,761	682,852	-	-	-	-	-
100,484	266,200	4,414,147	3,201,244	-	19,053,680	1,235,060
174,353	-	-	-	-	-	-
62,858	3,561,134	-	-	-	-	-
55,979	-	-	-	-	-	-
-	-	-	-	-	-	-
-	-	-	-	-	-	-
-	-	-	-	-	-	-
<u>950,040</u>	<u>4,510,186</u>	<u>4,414,147</u>	<u>3,201,244</u>	<u>-</u>	<u>19,053,680</u>	<u>1,235,060</u>
<u>(505,051)</u>	<u>(2,081,298)</u>	<u>-</u>	<u>(277,344)</u>	<u>2,248,982</u>	<u>(8,762,764)</u>	<u>206,890</u>
374,700	2,081,298	-	275,398	-	8,762,764	-
-	-	-	-	-	-	-
-	-	-	-	-	-	-
<u>374,700</u>	<u>2,081,298</u>	<u>-</u>	<u>275,398</u>	<u>-</u>	<u>8,762,764</u>	<u>-</u>
(130,351)	-	-	(1,946)	2,248,982	-	206,890
4,022,651	56,871	-	49,674	-	249,999	367,879
<u>\$ 3,892,300</u>	<u>\$ 56,871</u>	<u>\$ -</u>	<u>\$ 47,728</u>	<u>\$ 2,248,982</u>	<u>\$ 249,999</u>	<u>\$ 574,769</u>

continued...

**COUNTY OF KENT, MICHIGAN**

**Combining Statement of Revenues, Expenditures  
and Changes in Fund Balances - Nonmajor Governmental Funds  
For the Period Ended September 30, 2023**

	Capital Project	Debt Service Funds		Total
	Building Authority	General	Building Authority	
<b>Revenues</b>				
Taxes	\$ -	\$ -	\$ -	\$ 64,266,973
Licenses and permits	-	-	-	614,026
Intergovernmental	-	-	-	42,559,881
Charges for services	-	-	-	20,382,193
Fines and forfeitures	-	-	-	235,604
Investment earnings	-	-	-	1,562,777
Contributions and reimbursements	-	2,319,900	-	9,703,643
Other	-	-	3,918,000	3,964,742
<b>Total revenues</b>	<u>-</u>	<u>2,319,900</u>	<u>3,918,000</u>	<u>143,289,839</u>
<b>Expenditures</b>				
Current:				
General government	-	-	-	668,423
Public safety	-	-	-	19,427,700
Health and welfare	-	-	-	73,431,875
Culture and recreation	-	-	-	12,290,074
Judicial	-	-	-	20,869,423
Community and economic development	-	-	-	2,481,352
Debt service:				
Principal	-	5,709,618	3,500,000	9,329,481
Interest and fiscal charges	-	2,324,025	418,000	2,751,743
Capital outlay	118,142	-	-	118,142
<b>Total expenditures</b>	<u>118,142</u>	<u>8,033,643</u>	<u>3,918,000</u>	<u>141,368,213</u>
Revenues over (under) expenditures	<u>(118,142)</u>	<u>(5,713,743)</u>	<u>-</u>	<u>1,921,626</u>
<b>Other financing sources (uses)</b>				
Transfers in	6,000,000	5,713,743	-	32,876,506
Transfers out	-	-	-	(15,549,425)
Proceeds from sale of capital assets	-	-	-	24,898
<b>Total other financing sources (uses)</b>	<u>6,000,000</u>	<u>5,713,743</u>	<u>-</u>	<u>17,351,979</u>
<b>Net change in fund balances</b>	<u>5,881,858</u>	<u>-</u>	<u>-</u>	<u>19,273,605</u>
Fund balances, beginning of period	-	-	-	44,112,423
<b>Fund balances, end of period</b>	<u>\$ 5,881,858</u>	<u>\$ -</u>	<u>\$ -</u>	<u>\$ 63,386,028</u>

concluded

## COUNTY OF KENT, MICHIGAN

### Schedule of Revenues, Expenditures

and Changes in Fund Balances - Budget and Actual

Fire Prevention Fund

For the Period Ended September 30, 2023

	Original Budget	Final Budget	Actual	Actual Over (Under) Final Budget
<b>Revenues</b>				
Taxes	\$ -	\$ -	\$ -	\$ -
Licenses and permits	-	-	-	-
Intergovernmental	300,000	300,000	275,116	(24,884)
Charges for services	-	-	-	-
Fines and forfeitures	-	-	-	-
Investment earnings	1,454	1,454	14,929	13,475
Contributions and reimbursements	542,000	877,866	877,866	-
Other	-	-	-	-
<b>Total revenues</b>	<b>843,454</b>	<b>1,179,320</b>	<b>1,167,911</b>	<b>(11,409)</b>
<b>Expenditures</b>				
Current:				
General government	-	-	-	-
Public safety	1,243,610	1,424,644	1,352,613	(72,031)
Health and welfare	-	-	-	-
Culture and recreation	-	-	-	-
Judicial	-	-	-	-
Community and economic development	-	-	-	-
Debt service:				
Principal	-	-	-	-
Interest and fiscal charges	-	-	-	-
<b>Total expenditures</b>	<b>1,243,610</b>	<b>1,424,644</b>	<b>1,352,613</b>	<b>(72,031)</b>
Revenues over (under) expenditures	(400,156)	(245,324)	(184,702)	60,622
<b>Other financing sources (uses)</b>				
Transfers in	275,000	275,000	275,000	-
Transfers out	-	-	-	-
Proceeds from sale of capital assets	24,900	24,900	24,898	(2)
<b>Total other financing sources (uses)</b>	<b>299,900</b>	<b>299,900</b>	<b>299,898</b>	<b>(2)</b>
<b>Net change in fund balances</b>	<b>(100,256)</b>	<b>54,576</b>	<b>115,196</b>	<b>60,620</b>
Fund balances, beginning of period	651,146	651,146	651,146	-
<b>Fund balances, end of period</b>	<b>\$ 550,890</b>	<b>\$ 705,722</b>	<b>\$ 766,342</b>	<b>\$ 60,620</b>

## COUNTY OF KENT, MICHIGAN

### Schedule of Revenues, Expenditures

and Changes in Fund Balances - Budget and Actual

Friend of the Court Fund

For the Period Ended September 30, 2023

	Original Budget	Final Budget	Actual	Actual Over (Under) Final Budget
<b>Revenues</b>				
Taxes	\$ -	\$ -	\$ -	\$ -
Licenses and permits	-	-	-	-
Intergovernmental	5,350,702	5,948,539	5,460,271	(488,268)
Charges for services	643,300	750,492	679,785	(70,707)
Fines and forfeitures	3,500	3,786	3,992	206
Investment earnings	-	-	-	-
Contributions and reimbursements	112,000	109,191	154,715	45,524
Other	-	-	-	-
<b>Total revenues</b>	<b>6,109,502</b>	<b>6,812,008</b>	<b>6,298,763</b>	<b>(513,245)</b>
<b>Expenditures</b>				
Current:				
General government	-	-	-	-
Public safety	-	-	-	-
Health and welfare	-	-	-	-
Culture and recreation	-	-	-	-
Judicial	7,922,635	8,814,920	7,897,185	(917,735)
Community and economic development	-	-	-	-
Debt service:				
Principal	-	-	-	-
Interest and fiscal charges	-	-	-	-
<b>Total expenditures</b>	<b>7,922,635</b>	<b>8,814,920</b>	<b>7,897,185</b>	<b>(917,735)</b>
Revenues over (under) expenditures	(1,813,133)	(2,002,912)	(1,598,422)	404,490
<b>Other financing sources (uses)</b>				
Transfers in	1,813,134	2,002,912	1,598,422	(404,490)
Transfers out	-	-	-	-
Proceeds from sale of capital assets	-	-	-	-
<b>Total other financing sources (uses)</b>	<b>1,813,134</b>	<b>2,002,912</b>	<b>1,598,422</b>	<b>(404,490)</b>
<b>Net change in fund balances</b>	<b>1</b>	<b>-</b>	<b>-</b>	<b>-</b>
Fund balances, beginning of period	250,002	250,002	250,002	-
<b>Fund balances, end of period</b>	<b>\$ 250,003</b>	<b>\$ 250,002</b>	<b>\$ 250,002</b>	<b>\$ -</b>



# COUNTY OF KENT, MICHIGAN

## Schedule of Revenues, Expenditures

and Changes in Fund Balances - Budget and Actual

Health Fund

For the Period Ended September 30, 2023

	Original Budget	Final Budget	Actual	Actual Over (Under) Final Budget
<b>Revenues</b>				
Taxes	\$ -	\$ -	\$ -	\$ -
Licenses and permits	558,005	664,299	451,966	(212,333)
Intergovernmental	14,118,387	16,031,733	12,917,563	(3,114,170)
Charges for services	1,512,969	1,957,020	1,833,359	(123,661)
Fines and forfeitures	41,492	47,932	35,109	(12,823)
Investment earnings	-	-	-	-
Contributions and reimbursements	3,181,008	4,248,393	5,696,706	1,448,313
Other	31,556	33,815	46,742	12,927
<b>Total revenues</b>	<b>19,443,417</b>	<b>22,983,192</b>	<b>20,981,445</b>	<b>(2,001,747)</b>
<b>Expenditures</b>				
Current:				
General government	-	-	-	-
Public safety	1,331,522	1,635,612	1,554,658	(80,954)
Health and welfare	25,566,054	30,700,752	25,965,227	(4,735,525)
Culture and recreation	-	-	-	-
Judicial	-	-	-	-
Community and economic development	-	-	-	-
Debt service:				
Principal	-	99,533	99,532	(1)
Interest and fiscal charges	-	7,207	7,207	-
<b>Total expenditures</b>	<b>26,897,576</b>	<b>32,443,104</b>	<b>27,626,624</b>	<b>(4,816,480)</b>
Revenues over (under) expenditures	(7,454,159)	(9,459,912)	(6,645,179)	2,814,733
<b>Other financing sources (uses)</b>				
Transfers in	6,978,375	8,859,903	6,644,054	(2,215,849)
Transfers out	-	-	-	-
Proceeds from sale of capital assets	-	-	-	-
<b>Total other financing sources (uses)</b>	<b>6,978,375</b>	<b>8,859,903</b>	<b>6,644,054</b>	<b>(2,215,849)</b>
<b>Net change in fund balances</b>	<b>(475,784)</b>	<b>(600,009)</b>	<b>(1,125)</b>	<b>598,884</b>
Fund balances, beginning of period	701,131	701,131	701,131	-
<b>Fund balances, end of period</b>	<b>\$ 225,347</b>	<b>\$ 101,122</b>	<b>\$ 700,006</b>	<b>\$ 598,884</b>

## COUNTY OF KENT, MICHIGAN

### Schedule of Revenues, Expenditures

and Changes in Fund Balances - Budget and Actual

Lodging Excise Tax Fund

For the Period Ended September 30, 2023

	Original Budget	Final Budget	Actual	Actual Over (Under) Final Budget
<b>Revenues</b>				
Taxes	\$ 8,500,000	\$ 8,500,000	\$ 10,054,121	\$ 1,554,121
Licenses and permits	-	-	-	-
Intergovernmental	-	-	-	-
Charges for services	10	10	-	(10)
Fines and forfeitures	10,725	10,725	12,590	1,865
Investment earnings	35,000	35,000	261,385	226,385
Contributions and reimbursements	-	-	-	-
Other	-	-	-	-
<b>Total revenues</b>	<b>8,545,735</b>	<b>8,545,735</b>	<b>10,328,096</b>	<b>1,782,361</b>
<b>Expenditures</b>				
Current:				
General government	-	-	-	-
Public safety	-	-	-	-
Health and welfare	-	-	-	-
Culture and recreation	-	-	-	-
Judicial	-	-	-	-
Community and economic development	1,906,023	2,170,455	2,008,456	(161,999)
Debt service:				
Principal	-	-	-	-
Interest and fiscal charges	-	-	-	-
<b>Total expenditures</b>	<b>1,906,023</b>	<b>2,170,455</b>	<b>2,008,456</b>	<b>(161,999)</b>
Revenues over (under) expenditures	6,639,712	6,375,280	8,319,640	1,944,360
<b>Other financing sources (uses)</b>				
Transfers in	-	-	-	-
Transfers out	-	-	-	-
Proceeds from sale of capital assets	-	-	-	-
<b>Total other financing sources (uses)</b>	<b>-</b>	<b>-</b>	<b>-</b>	<b>-</b>
<b>Net change in fund balances</b>	<b>6,639,712</b>	<b>6,375,280</b>	<b>8,319,640</b>	<b>1,944,360</b>
Fund balances, beginning of period	9,009,372	9,009,372	9,009,372	-
<b>Fund balances, end of period</b>	<b>\$ 15,649,084</b>	<b>\$ 15,384,652</b>	<b>\$ 17,329,012</b>	<b>\$ 1,944,360</b>

## COUNTY OF KENT, MICHIGAN

### Schedule of Revenues, Expenditures

and Changes in Fund Balances - Budget and Actual

Ready by Five Millage Fund

For the Period Ended September 30, 2023

	Original Budget	Final Budget	Actual	Actual Over (Under) Final Budget
<b>Revenues</b>				
Taxes	\$ 6,901,010	\$ 6,901,010	\$ 6,698,820	\$ (202,190)
Licenses and permits	-	-	-	-
Intergovernmental	260,000	260,000	224,077	(35,923)
Charges for services	-	-	-	-
Fines and forfeitures	-	-	-	-
Investment earnings	52,500	52,500	276,299	223,799
Contributions and reimbursements	-	-	-	-
Other	-	-	-	-
<b>Total revenues</b>	<b>7,213,510</b>	<b>7,213,510</b>	<b>7,199,196</b>	<b>(14,314)</b>
<b>Expenditures</b>				
Current:				
General government	-	-	-	-
Public safety	-	-	-	-
Health and welfare	7,213,510	7,513,510	7,129,211	(384,299)
Culture and recreation	-	-	-	-
Judicial	-	-	-	-
Community and economic development	-	-	-	-
Debt service:				
Principal	-	-	-	-
Interest and fiscal charges	-	-	-	-
<b>Total expenditures</b>	<b>7,213,510</b>	<b>7,513,510</b>	<b>7,129,211</b>	<b>(384,299)</b>
Revenues over (under) expenditures	-	(300,000)	69,985	369,985
<b>Other financing sources (uses)</b>				
Transfers in	-	-	-	-
Transfers out	-	-	-	-
Proceeds from sale of capital assets	-	-	-	-
<b>Total other financing sources (uses)</b>	<b>-</b>	<b>-</b>	<b>-</b>	<b>-</b>
<b>Net change in fund balances</b>	<b>-</b>	<b>(300,000)</b>	<b>69,985</b>	<b>369,985</b>
Fund balances, beginning of period	7,381,446	7,381,446	7,381,446	-
<b>Fund balances, end of period</b>	<b>\$ 7,381,446</b>	<b>\$ 7,081,446</b>	<b>\$ 7,451,431</b>	<b>\$ 369,985</b>

## COUNTY OF KENT, MICHIGAN

### Schedule of Revenues, Expenditures

and Changes in Fund Balances - Budget and Actual

Correction and Detention Facilities Fund

For the Period Ended September 30, 2023

	Original Budget	Final Budget	Actual	Actual Over (Under) Final Budget
<b>Revenues</b>				
Taxes	\$ 21,626,310	\$ 21,626,310	\$ 20,720,694	\$ (905,616)
Licenses and permits	-	-	-	-
Intergovernmental	292,000	292,000	-	(292,000)
Charges for services	-	-	-	-
Fines and forfeitures	-	-	-	-
Investment earnings	112,500	112,500	471,726	359,226
Contributions and reimbursements	-	-	-	-
Other	-	-	-	-
<b>Total revenues</b>	<b>22,030,810</b>	<b>22,030,810</b>	<b>21,192,420</b>	<b>(838,390)</b>
<b>Expenditures</b>				
Current:				
General government	-	-	-	-
Public safety	1,000,000	-	-	-
Health and welfare	-	-	-	-
Culture and recreation	-	-	-	-
Judicial	-	-	-	-
Community and economic development	-	-	-	-
Debt service:				
Principal	-	-	-	-
Interest and fiscal charges	-	-	-	-
<b>Total expenditures</b>	<b>1,000,000</b>	<b>-</b>	<b>-</b>	<b>-</b>
Revenues over (under) expenditures	21,030,810	22,030,810	21,192,420	(838,390)
<b>Other financing sources (uses)</b>				
Transfers in	-	-	-	-
Transfers out	(16,167,594)	(17,167,594)	(14,167,594)	(3,000,000)
Proceeds from sale of capital assets	-	-	-	-
<b>Total other financing sources (uses)</b>	<b>(16,167,594)</b>	<b>(17,167,594)</b>	<b>(14,167,594)</b>	<b>(3,000,000)</b>
<b>Net change in fund balances</b>	<b>4,863,216</b>	<b>4,863,216</b>	<b>7,024,826</b>	<b>2,161,610</b>
Fund balances, beginning of period	7,695,322	7,695,322	7,695,322	-
<b>Fund balances, end of period</b>	<b>\$ 12,558,538</b>	<b>\$ 12,558,538</b>	<b>\$ 14,720,148</b>	<b>\$ 2,161,610</b>

## COUNTY OF KENT, MICHIGAN

### Schedule of Revenues, Expenditures

and Changes in Fund Balances - Budget and Actual

Register of Deeds Automation Fund

For the Period Ended September 30, 2023

	Original Budget	Final Budget	Actual	Actual Over (Under) Final Budget
<b>Revenues</b>				
Taxes	\$ -	\$ -	\$ -	\$ -
Licenses and permits	-	-	-	-
Intergovernmental	-	-	-	-
Charges for services	450,000	450,000	281,895	(168,105)
Fines and forfeitures	-	-	-	-
Investment earnings	6,117	6,117	13,048	6,931
Contributions and reimbursements	-	-	-	-
Other	-	-	-	-
<b>Total revenues</b>	<b>456,117</b>	<b>456,117</b>	<b>294,943</b>	<b>(161,174)</b>
<b>Expenditures</b>				
Current:				
General government	-	-	-	-
Public safety	-	-	-	-
Health and welfare	-	-	-	-
Culture and recreation	-	-	-	-
Judicial	-	-	-	-
Community and economic development	601,533	578,691	416,917	(161,774)
Debt service:				
Principal	-	20,331	20,331	-
Interest and fiscal charges	-	2,511	2,511	-
<b>Total expenditures</b>	<b>601,533</b>	<b>601,533</b>	<b>439,759</b>	<b>(161,774)</b>
Revenues over (under) expenditures	(145,416)	(145,416)	(144,816)	600
<b>Other financing sources (uses)</b>				
Transfers in	-	-	-	-
Transfers out	(101,981)	(101,981)	(101,981)	-
Proceeds from sale of capital assets	-	-	-	-
<b>Total other financing sources (uses)</b>	<b>(101,981)</b>	<b>(101,981)</b>	<b>(101,981)</b>	<b>-</b>
<b>Net change in fund balances</b>	<b>(247,397)</b>	<b>(247,397)</b>	<b>(246,797)</b>	<b>600</b>
Fund balances, beginning of period	518,163	518,163	518,163	-
<b>Fund balances, end of period</b>	<b>\$ 270,766</b>	<b>\$ 270,766</b>	<b>\$ 271,366</b>	<b>\$ 600</b>

## COUNTY OF KENT, MICHIGAN

### Schedule of Revenues, Expenditures

and Changes in Fund Balances - Budget and Actual

Zoo and Museum Millage Fund

For the Period Ended September 30, 2023

	Original Budget	Final Budget	Actual	Actual Over (Under) Final Budget
<b>Revenues</b>				
Taxes	\$ 12,060,220	\$ 12,060,220	\$ 11,695,691	\$ (364,529)
Licenses and permits	-	-	-	-
Intergovernmental	454,200	454,200	391,152	(63,048)
Charges for services	-	-	-	-
Fines and forfeitures	-	-	-	-
Investment earnings	5,000	5,000	28,878	23,878
Contributions and reimbursements	-	-	-	-
Other	-	-	-	-
<b>Total revenues</b>	<b>12,519,420</b>	<b>12,519,420</b>	<b>12,115,721</b>	<b>(403,699)</b>
<b>Expenditures</b>				
Current:				
General government	-	-	-	-
Public safety	-	-	-	-
Health and welfare	-	-	-	-
Culture and recreation	12,519,420	12,519,420	12,115,721	(403,699)
Judicial	-	-	-	-
Community and economic development	-	-	-	-
Debt service:				
Principal	-	-	-	-
Interest and fiscal charges	-	-	-	-
<b>Total expenditures</b>	<b>12,519,420</b>	<b>12,519,420</b>	<b>12,115,721</b>	<b>(403,699)</b>
Revenues over (under) expenditures	-	-	-	-
<b>Other financing sources (uses)</b>				
Transfers in	-	-	-	-
Transfers out	-	-	-	-
Proceeds from sale of capital assets	-	-	-	-
<b>Total other financing sources (uses)</b>	<b>-</b>	<b>-</b>	<b>-</b>	<b>-</b>
<b>Net change in fund balances</b>	<b>-</b>	<b>-</b>	<b>-</b>	<b>-</b>
Fund balances, beginning of period	-	-	-	-
<b>Fund balances, end of period</b>	<b>\$ -</b>	<b>\$ -</b>	<b>\$ -</b>	<b>\$ -</b>

## COUNTY OF KENT, MICHIGAN

### Schedule of Revenues, Expenditures

and Changes in Fund Balances - Budget and Actual

Senior Millage Fund

For the Period Ended September 30, 2023

	Original Budget	Final Budget	Actual	Actual Over (Under) Final Budget
<b>Revenues</b>				
Taxes	\$ 14,325,210	\$ 14,325,210	\$ 13,726,844	\$ (598,366)
Licenses and permits	-	-	-	-
Intergovernmental	515,000	515,000	445,825	(69,175)
Charges for services	-	-	-	-
Fines and forfeitures	-	-	-	-
Investment earnings	45,000	45,000	178,398	133,398
Contributions and reimbursements	-	-	-	-
Other	-	-	-	-
<b>Total revenues</b>	<b>14,885,210</b>	<b>14,885,210</b>	<b>14,351,067</b>	<b>(534,143)</b>
<b>Expenditures</b>				
Current:				
General government	-	-	-	-
Public safety	-	-	-	-
Health and welfare	11,913,908	12,174,865	11,384,827	(790,038)
Culture and recreation	-	-	-	-
Judicial	-	-	-	-
Community and economic development	-	-	-	-
Debt service:				
Principal	-	-	-	-
Interest and fiscal charges	-	-	-	-
<b>Total expenditures</b>	<b>11,913,908</b>	<b>12,174,865</b>	<b>11,384,827</b>	<b>(790,038)</b>
Revenues over (under) expenditures	2,971,302	2,710,345	2,966,240	255,895
<b>Other financing sources (uses)</b>				
Transfers in	-	-	-	-
Transfers out	-	-	-	-
Proceeds from sale of capital assets	-	-	-	-
<b>Total other financing sources (uses)</b>	<b>-</b>	<b>-</b>	<b>-</b>	<b>-</b>
<b>Net change in fund balances</b>	<b>2,971,302</b>	<b>2,710,345</b>	<b>2,966,240</b>	<b>255,895</b>
Fund balances, beginning of period	949,761	949,761	949,761	-
<b>Fund balances, end of period</b>	<b>\$ 3,921,063</b>	<b>\$ 3,660,106</b>	<b>\$ 3,916,001</b>	<b>\$ 255,895</b>

## COUNTY OF KENT, MICHIGAN

### Schedule of Revenues, Expenditures

and Changes in Fund Balances - Budget and Actual

Indigent Defense Fund

For the Period Ended September 30, 2023

	Original Budget	Final Budget	Actual	Actual Over (Under) Final Budget
<b>Revenues</b>				
Taxes	\$ -	\$ -	\$ -	\$ -
Licenses and permits	-	-	-	-
Intergovernmental	5,764,089	-	-	-
Charges for services	-	-	-	-
Fines and forfeitures	-	-	-	-
Investment earnings	-	(7,493)	64,222	71,715
Contributions and reimbursements	-	-	-	-
Other	-	-	-	-
<b>Total revenues</b>	<b>5,764,089</b>	<b>(7,493)</b>	<b>64,222</b>	<b>71,715</b>
<b>Expenditures</b>				
Current:				
General government	-	-	-	-
Public safety	-	-	-	-
Health and welfare	-	-	-	-
Culture and recreation	-	-	-	-
Judicial	7,141,875	8,502,217	7,468,872	(1,033,345)
Community and economic development	-	-	-	-
Debt service:				
Principal	-	-	-	-
Interest and fiscal charges	-	-	-	-
<b>Total expenditures</b>	<b>7,141,875</b>	<b>8,502,217</b>	<b>7,468,872</b>	<b>(1,033,345)</b>
Revenues over (under) expenditures	(1,377,786)	(8,509,710)	(7,404,650)	1,105,060
<b>Other financing sources (uses)</b>				
Transfers in	1,377,786	1	-	(1)
Transfers out	-	-	-	-
Proceeds from sale of capital assets	-	-	-	-
<b>Total other financing sources (uses)</b>	<b>1,377,786</b>	<b>1</b>	<b>-</b>	<b>(1)</b>
<b>Net change in fund balances</b>	<b>-</b>	<b>(8,509,709)</b>	<b>(7,404,650)</b>	<b>1,105,059</b>
Fund balances, beginning of period	8,509,709	8,509,709	8,509,709	-
<b>Fund balances, end of period</b>	<b>\$ 8,509,709</b>	<b>\$ -</b>	<b>\$ 1,105,059</b>	<b>\$ 1,105,059</b>



## COUNTY OF KENT, MICHIGAN

### Schedule of Revenues, Expenditures

and Changes in Fund Balances - Budget and Actual

Central Dispatch Collection Fund

For the Period Ended September 30, 2023

	Original Budget	Final Budget	Actual	Actual Over (Under) Final Budget
<b>Revenues</b>				
Taxes	\$ -	\$ -	\$ -	\$ -
Licenses and permits	-	-	-	-
Intergovernmental	-	-	-	-
Charges for services	6,750,000	7,150,000	6,870,201	(279,799)
Fines and forfeitures	-	-	-	-
Investment earnings	23,011	23,011	58,658	35,647
Contributions and reimbursements	-	-	-	-
Other	-	-	-	-
<b>Total revenues</b>	<b>6,773,011</b>	<b>7,173,011</b>	<b>6,928,859</b>	<b>(244,152)</b>
<b>Expenditures</b>				
Current:				
General government	-	-	-	-
Public safety	5,493,661	5,893,161	5,628,388	(264,773)
Health and welfare	-	-	-	-
Culture and recreation	-	-	-	-
Judicial	-	-	-	-
Community and economic development	-	-	-	-
Debt service:				
Principal	-	-	-	-
Interest and fiscal charges	-	-	-	-
<b>Total expenditures</b>	<b>5,493,661</b>	<b>5,893,161</b>	<b>5,628,388</b>	<b>(264,773)</b>
Revenues over (under) expenditures	1,279,350	1,279,850	1,300,471	20,621
<b>Other financing sources (uses)</b>				
Transfers in	-	-	-	-
Transfers out	(1,279,350)	(1,279,850)	(1,279,850)	-
Proceeds from sale of capital assets	-	-	-	-
<b>Total other financing sources (uses)</b>	<b>(1,279,350)</b>	<b>(1,279,850)</b>	<b>(1,279,850)</b>	<b>-</b>
<b>Net change in fund balances</b>	<b>-</b>	<b>-</b>	<b>20,621</b>	<b>20,621</b>
Fund balances, beginning of period	1,738,012	1,738,012	1,738,012	-
<b>Fund balances, end of period</b>	<b>\$ 1,738,012</b>	<b>\$ 1,738,012</b>	<b>\$ 1,758,633</b>	<b>\$ 20,621</b>

## COUNTY OF KENT, MICHIGAN

### Schedule of Revenues, Expenditures

and Changes in Fund Balances - Budget and Actual

Concealed Pistol License Fund

For the Period Ended September 30, 2023

	Original Budget	Final Budget	Actual	Actual Over (Under) Final Budget
<b>Revenues</b>				
Taxes	\$ -	\$ -	\$ -	\$ -
Licenses and permits	200,000	200,000	162,060	(37,940)
Intergovernmental	-	-	-	-
Charges for services	-	-	-	-
Fines and forfeitures	-	-	-	-
Investment earnings	7,745	7,745	21,977	14,232
Contributions and reimbursements	-	-	-	-
Other	-	-	-	-
<b>Total revenues</b>	<b>207,745</b>	<b>207,745</b>	<b>184,037</b>	<b>(23,708)</b>
<b>Expenditures</b>				
Current:				
General government	178,897	178,897	118,880	(60,017)
Public safety	-	-	-	-
Health and welfare	-	-	-	-
Culture and recreation	-	-	-	-
Judicial	-	-	-	-
Community and economic development	-	-	-	-
Debt service:				
Principal	-	-	-	-
Interest and fiscal charges	-	-	-	-
<b>Total expenditures</b>	<b>178,897</b>	<b>178,897</b>	<b>118,880</b>	<b>(60,017)</b>
Revenues over (under) expenditures	28,848	28,848	65,157	36,309
<b>Other financing sources (uses)</b>				
Transfers in	-	-	-	-
Transfers out	-	-	-	-
Proceeds from sale of capital assets	-	-	-	-
<b>Total other financing sources (uses)</b>	<b>-</b>	<b>-</b>	<b>-</b>	<b>-</b>
<b>Net change in fund balances</b>	<b>28,848</b>	<b>28,848</b>	<b>65,157</b>	<b>36,309</b>
Fund balances, beginning of period	735,549	735,549	735,549	-
<b>Fund balances, end of period</b>	<b>\$ 764,397</b>	<b>\$ 764,397</b>	<b>\$ 800,706</b>	<b>\$ 36,309</b>

## COUNTY OF KENT, MICHIGAN

### Schedule of Revenues, Expenditures

and Changes in Fund Balances - Budget and Actual

Local Corrections Officers Training Fund

For the Period Ended September 30, 2023

	Original Budget	Final Budget	Actual	Actual Over (Under) Final Budget
<b>Revenues</b>				
Taxes	\$ -	\$ -	\$ -	\$ -
Licenses and permits	-	-	-	-
Intergovernmental	-	-	-	-
Charges for services	75,000	75,000	76,012	1,012
Fines and forfeitures	-	-	-	-
Investment earnings	5,985	5,985	15,195	9,210
Contributions and reimbursements	-	-	-	-
Other	-	-	-	-
<b>Total revenues</b>	<b>80,985</b>	<b>80,985</b>	<b>91,207</b>	<b>10,222</b>
<b>Expenditures</b>				
Current:				
General government	-	-	-	-
Public safety	104,393	104,393	104,393	-
Health and welfare	-	-	-	-
Culture and recreation	-	-	-	-
Judicial	-	-	-	-
Community and economic development	-	-	-	-
Debt service:				
Principal	-	-	-	-
Interest and fiscal charges	-	-	-	-
<b>Total expenditures</b>	<b>104,393</b>	<b>104,393</b>	<b>104,393</b>	<b>-</b>
Revenues over (under) expenditures	(23,408)	(23,408)	(13,186)	10,222
<b>Other financing sources (uses)</b>				
Transfers in	-	-	-	-
Transfers out	-	-	-	-
Proceeds from sale of capital assets	-	-	-	-
<b>Total other financing sources (uses)</b>	<b>-</b>	<b>-</b>	<b>-</b>	<b>-</b>
<b>Net change in fund balances</b>	<b>(23,408)</b>	<b>(23,408)</b>	<b>(13,186)</b>	<b>10,222</b>
Fund balances, beginning of period	542,656	542,656	542,656	-
<b>Fund balances, end of period</b>	<b>\$ 519,248</b>	<b>\$ 519,248</b>	<b>\$ 529,470</b>	<b>\$ 10,222</b>

## COUNTY OF KENT, MICHIGAN

### Schedule of Revenues, Expenditures

and Changes in Fund Balances - Budget and Actual

Drug Forfeiture Fund

For the Period Ended September 30, 2023

	Original Budget	Final Budget	Actual	Actual Over (Under) Final Budget
<b>Revenues</b>				
Taxes	\$ -	\$ -	\$ -	\$ -
Licenses and permits	-	-	-	-
Intergovernmental	-	-	-	-
Charges for services	-	-	-	-
Fines and forfeitures	186,422	186,422	183,913	(2,509)
Investment earnings	1,609	1,609	13,411	11,802
Contributions and reimbursements	-	-	-	-
Other	-	-	-	-
<b>Total revenues</b>	<u>188,031</u>	<u>188,031</u>	<u>197,324</u>	<u>9,293</u>
<b>Expenditures</b>				
Current:				
General government	-	-	-	-
Public safety	552,244	552,244	131,332	(420,912)
Health and welfare	-	-	-	-
Culture and recreation	-	-	-	-
Judicial	-	-	-	-
Community and economic development	-	-	-	-
Debt service:				
Principal	-	-	-	-
Interest and fiscal charges	-	-	-	-
<b>Total expenditures</b>	<u>552,244</u>	<u>552,244</u>	<u>131,332</u>	<u>(420,912)</u>
Revenues over (under) expenditures	<u>(364,213)</u>	<u>(364,213)</u>	<u>65,992</u>	<u>430,205</u>
<b>Other financing sources (uses)</b>				
Transfers in	-	-	-	-
Transfers out	-	-	-	-
Proceeds from sale of capital assets	-	-	-	-
<b>Total other financing sources (uses)</b>	<u>-</u>	<u>-</u>	<u>-</u>	<u>-</u>
<b>Net change in fund balances</b>	<u>(364,213)</u>	<u>(364,213)</u>	<u>65,992</u>	<u>430,205</u>
Fund balances, beginning of period	<u>480,590</u>	<u>480,590</u>	<u>480,590</u>	<u>-</u>
<b>Fund balances, end of period</b>	<u>\$ 116,377</u>	<u>\$ 116,377</u>	<u>\$ 546,582</u>	<u>\$ 430,205</u>

## COUNTY OF KENT, MICHIGAN

### Schedule of Revenues, Expenditures

and Changes in Fund Balances - Budget and Actual

State Project Fund

For the Period Ended September 30, 2023

	Original Budget	Final Budget	Actual	Actual Over (Under) Final Budget
<b>Revenues</b>				
Taxes	\$ -	\$ -	\$ -	\$ -
Licenses and permits	-	-	-	-
Intergovernmental	1,989,381	3,007,726	2,398,734	(608,992)
Charges for services	-	-	-	-
Fines and forfeitures	-	-	-	-
Investment earnings	-	-	-	-
Contributions and reimbursements	-	-	-	-
Other	-	-	-	-
<b>Total revenues</b>	<u>1,989,381</u>	<u>3,007,726</u>	<u>2,398,734</u>	<u>(608,992)</u>
<b>Expenditures</b>				
Current:				
General government	-	-	-	-
Public safety	440,000	507,003	506,133	(870)
Health and welfare	163,826	283,305	185,573	(97,732)
Culture and recreation	-	-	-	-
Judicial	1,727,421	2,299,926	1,879,374	(420,552)
Community and economic development	-	-	-	-
Debt service:				
Principal	-	-	-	-
Interest and fiscal charges	-	-	-	-
<b>Total expenditures</b>	<u>2,331,247</u>	<u>3,090,234</u>	<u>2,571,080</u>	<u>(519,154)</u>
Revenues over (under) expenditures	<u>(341,866)</u>	<u>(82,508)</u>	<u>(172,346)</u>	<u>(89,838)</u>
<b>Other financing sources (uses)</b>				
Transfers in	199,040	232,091	172,346	(59,745)
Transfers out	-	-	-	-
Proceeds from sale of capital assets	-	-	-	-
<b>Total other financing sources (uses)</b>	<u>199,040</u>	<u>232,091</u>	<u>172,346</u>	<u>(59,745)</u>
<b>Net change in fund balances</b>	<u>(142,826)</u>	<u>149,583</u>	<u>-</u>	<u>(149,583)</u>
Fund balances, beginning of period	<u>-</u>	<u>-</u>	<u>-</u>	<u>-</u>
<b>Fund balances, end of period</b>	<u>\$ (142,826)</u>	<u>\$ 149,583</u>	<u>\$ -</u>	<u>\$ (149,583)</u>

## COUNTY OF KENT, MICHIGAN

### Schedule of Revenues, Expenditures

and Changes in Fund Balances - Budget and Actual

Project Fund

For the Period Ended September 30, 2023

	Original Budget	Final Budget	Actual	Actual Over (Under) Final Budget
<b>Revenues</b>				
Taxes	\$ -	\$ -	\$ -	\$ -
Licenses and permits	-	-	-	-
Intergovernmental	460,677	358,336	457,817	99,481
Charges for services	8,728,778	8,972,634	8,295,859	(676,775)
Fines and forfeitures	-	-	-	-
Investment earnings	-	1,903	1,902	(1)
Contributions and reimbursements	307,052	308,644	308,644	-
Other	-	-	-	-
<b>Total revenues</b>	<b>9,496,507</b>	<b>9,641,517</b>	<b>9,064,222</b>	<b>(577,295)</b>
<b>Expenditures</b>				
Current:				
General government	136,683	35,938	35,938	-
Public safety	9,933,318	10,236,550	9,424,570	(811,980)
Health and welfare	521,865	496,222	496,222	-
Culture and recreation	-	-	-	-
Judicial	-	-	-	-
Community and economic development	-	-	-	-
Debt service:				
Principal	-	-	-	-
Interest and fiscal charges	-	-	-	-
<b>Total expenditures</b>	<b>10,591,866</b>	<b>10,768,710</b>	<b>9,956,730</b>	<b>(811,980)</b>
Revenues over (under) expenditures	(1,095,359)	(1,127,193)	(892,508)	234,685
<b>Other financing sources (uses)</b>				
Transfers in	1,093,124	1,139,680	978,781	(160,899)
Transfers out	-	-	-	-
Proceeds from sale of capital assets	-	-	-	-
<b>Total other financing sources (uses)</b>	<b>1,093,124</b>	<b>1,139,680</b>	<b>978,781</b>	<b>(160,899)</b>
<b>Net change in fund balances</b>	<b>(2,235)</b>	<b>12,487</b>	<b>86,273</b>	<b>73,786</b>
Fund balances, beginning of period	202,490	202,490	202,490	-
<b>Fund balances, end of period</b>	<b>\$ 200,255</b>	<b>\$ 214,977</b>	<b>\$ 288,763</b>	<b>\$ 73,786</b>

## COUNTY OF KENT, MICHIGAN

### Schedule of Revenues, Expenditures

and Changes in Fund Balances - Budget and Actual

LTD Project Fund

For the Period Ended September 30, 2023

	Original Budget	Final Budget	Actual	Actual Over (Under) Final Budget
<b>Revenues</b>				
Taxes	\$ -	\$ -	\$ -	\$ -
Licenses and permits	-	-	-	-
Intergovernmental	216,463	99,443	99,443	-
Charges for services	93,000	81,109	56,030	(25,079)
Fines and forfeitures	-	-	-	-
Investment earnings	9,700	9,700	78,109	68,409
Contributions and reimbursements	57,046	203,933	211,407	7,474
Other	4,000	2,334	-	(2,334)
<b>Total revenues</b>	<b>380,209</b>	<b>396,519</b>	<b>444,989</b>	<b>48,470</b>
<b>Expenditures</b>				
Current:				
General government	566,472	513,605	513,605	-
Public safety	1,500	42,761	42,761	-
Health and welfare	3,153	100,485	100,484	(1)
Culture and recreation	1,001,295	174,353	174,353	-
Judicial	99,000	79,524	62,858	(16,666)
Community and economic development	84,587	55,979	55,979	-
Debt service:				
Principal	-	-	-	-
Interest and fiscal charges	-	-	-	-
<b>Total expenditures</b>	<b>1,756,007</b>	<b>966,707</b>	<b>950,040</b>	<b>(16,667)</b>
Revenues over (under) expenditures	(1,375,798)	(570,188)	(505,051)	65,137
<b>Other financing sources (uses)</b>				
Transfers in	374,700	374,700	374,700	-
Transfers out	-	-	-	-
Proceeds from sale of capital assets	-	-	-	-
<b>Total other financing sources (uses)</b>	<b>374,700</b>	<b>374,700</b>	<b>374,700</b>	<b>-</b>
<b>Net change in fund balances</b>	<b>(1,001,098)</b>	<b>(195,488)</b>	<b>(130,351)</b>	<b>65,137</b>
Fund balances, beginning of period	4,022,651	4,022,651	4,022,651	-
<b>Fund balances, end of period</b>	<b>\$ 3,021,553</b>	<b>\$ 3,827,163</b>	<b>\$ 3,892,300</b>	<b>\$ 65,137</b>

## COUNTY OF KENT, MICHIGAN

### Schedule of Revenues, Expenditures

and Changes in Fund Balances - Budget and Actual

Federal Project Fund

For the Period Ended September 30, 2023

	Original Budget	Final Budget	Actual	Actual Over (Under) Final Budget
<b>Revenues</b>				
Taxes	\$ -	\$ -	\$ -	\$ -
Licenses and permits	-	-	-	-
Intergovernmental	1,128,259	2,639,351	2,428,570	(210,781)
Charges for services	-	-	-	-
Fines and forfeitures	-	-	-	-
Investment earnings	-	-	-	-
Contributions and reimbursements	350	432	318	(114)
Other	-	-	-	-
<b>Total revenues</b>	<u>1,128,609</u>	<u>2,639,783</u>	<u>2,428,888</u>	<u>(210,895)</u>
<b>Expenditures</b>				
Current:				
General government	-	-	-	-
Public safety	157,414	701,326	682,852	(18,474)
Health and welfare	72,000	270,775	266,200	(4,575)
Culture and recreation	-	-	-	-
Judicial	2,410,852	4,150,136	3,561,134	(589,002)
Community and economic development	-	-	-	-
Debt service:				
Principal	-	-	-	-
Interest and fiscal charges	-	-	-	-
<b>Total expenditures</b>	<u>2,640,266</u>	<u>5,122,237</u>	<u>4,510,186</u>	<u>(612,051)</u>
Revenues over (under) expenditures	<u>(1,511,657)</u>	<u>(2,482,454)</u>	<u>(2,081,298)</u>	<u>401,156</u>
<b>Other financing sources (uses)</b>				
Transfers in	1,511,657	2,499,163	2,081,298	(417,865)
Transfers out	-	-	-	-
Proceeds from sale of capital assets	-	-	-	-
<b>Total other financing sources (uses)</b>	<u>1,511,657</u>	<u>2,499,163</u>	<u>2,081,298</u>	<u>(417,865)</u>
<b>Net change in fund balances</b>	-	16,709	-	(16,709)
Fund balances, beginning of period	<u>56,871</u>	<u>56,871</u>	<u>56,871</u>	<u>-</u>
<b>Fund balances, end of period</b>	<u>\$ 56,871</u>	<u>\$ 73,580</u>	<u>\$ 56,871</u>	<u>\$ (16,709)</u>



## COUNTY OF KENT, MICHIGAN

### Schedule of Revenues, Expenditures

and Changes in Fund Balances - Budget and Actual  
Community Development Federal Project Fund  
For the Period Ended September 30, 2023

	Original Budget	Final Budget	Actual	Actual Over (Under) Final Budget
<b>Revenues</b>				
Taxes	\$ -	\$ -	\$ -	\$ -
Licenses and permits	-	-	-	-
Intergovernmental	4,572,484	4,384,679	4,384,679	-
Charges for services	-	-	-	-
Fines and forfeitures	-	-	-	-
Investment earnings	-	-	-	-
Contributions and reimbursements	50,000	29,474	29,468	(6)
Other	-	-	-	-
<b>Total revenues</b>	<b>4,622,484</b>	<b>4,414,153</b>	<b>4,414,147</b>	<b>(6)</b>
<b>Expenditures</b>				
Current:				
General government	-	-	-	-
Public safety	-	-	-	-
Health and welfare	4,642,189	4,414,153	4,414,147	(6)
Culture and recreation	-	-	-	-
Judicial	-	-	-	-
Community and economic development	-	-	-	-
Debt service:				
Principal	-	-	-	-
Interest and fiscal charges	-	-	-	-
<b>Total expenditures</b>	<b>4,642,189</b>	<b>4,414,153</b>	<b>4,414,147</b>	<b>(6)</b>
Revenues over (under) expenditures	(19,705)	-	-	-
<b>Other financing sources (uses)</b>				
Transfers in	19,705	-	-	-
Transfers out	-	-	-	-
Proceeds from sale of capital assets	-	-	-	-
<b>Total other financing sources (uses)</b>	<b>19,705</b>	<b>-</b>	<b>-</b>	<b>-</b>
<b>Net change in fund balances</b>	<b>-</b>	<b>-</b>	<b>-</b>	<b>-</b>
Fund balances, beginning of period	-	-	-	-
<b>Fund balances, end of period</b>	<b>\$ -</b>	<b>\$ -</b>	<b>\$ -</b>	<b>\$ -</b>

## COUNTY OF KENT, MICHIGAN

### Schedule of Revenues, Expenditures

and Changes in Fund Balances - Budget and Actual

Kent County Community Action Fund

For the Period Ended September 30, 2023

	Original Budget	Final Budget	Actual	Actual Over (Under) Final Budget
<b>Revenues</b>				
Taxes	\$ -	\$ -	\$ -	\$ -
Licenses and permits	-	-	-	-
Intergovernmental	1,976,887	2,909,898	2,910,275	377
Charges for services	-	-	-	-
Fines and forfeitures	-	-	-	-
Investment earnings	-	-	-	-
Contributions and reimbursements	6,200	13,625	13,625	-
Other	-	-	-	-
<b>Total revenues</b>	<b>1,983,087</b>	<b>2,923,523</b>	<b>2,923,900</b>	<b>377</b>
<b>Expenditures</b>				
Current:				
General government	-	-	-	-
Public safety	-	-	-	-
Health and welfare	2,225,054	3,201,244	3,201,244	-
Culture and recreation	-	-	-	-
Judicial	-	-	-	-
Community and economic development	-	-	-	-
Debt service:				
Principal	-	-	-	-
Interest and fiscal charges	-	-	-	-
<b>Total expenditures</b>	<b>2,225,054</b>	<b>3,201,244</b>	<b>3,201,244</b>	<b>-</b>
Revenues over (under) expenditures	(241,967)	(277,721)	(277,344)	377
<b>Other financing sources (uses)</b>				
Transfers in	241,967	275,775	275,398	(377)
Transfers out	-	-	-	-
Proceeds from sale of capital assets	-	-	-	-
<b>Total other financing sources (uses)</b>	<b>241,967</b>	<b>275,775</b>	<b>275,398</b>	<b>(377)</b>
<b>Net change in fund balances</b>	<b>-</b>	<b>(1,946)</b>	<b>(1,946)</b>	<b>-</b>
Fund balances, beginning of period	49,674	49,674	49,674	-
<b>Fund balances, end of period</b>	<b>\$ 49,674</b>	<b>\$ 47,728</b>	<b>\$ 47,728</b>	<b>\$ -</b>

# COUNTY OF KENT, MICHIGAN

## Schedule of Revenues, Expenditures

and Changes in Fund Balances - Budget and Actual

Opioid Settlement Fund

For the Period Ended September 30, 2023

	Original Budget	Final Budget	Actual	Actual Over (Under) Final Budget
<b>Revenues</b>				
Taxes	\$ -	\$ -	\$ -	\$ -
Licenses and permits	-	-	-	-
Intergovernmental	-	-	-	-
Charges for services	-	2,211,107	2,211,107	-
Fines and forfeitures	-	-	-	-
Investment earnings	-	37,875	37,875	-
Contributions and reimbursements	-	-	-	-
Other	-	-	-	-
<b>Total revenues</b>	-	2,248,982	2,248,982	-
<b>Expenditures</b>				
Current:				
General government	-	-	-	-
Public safety	-	-	-	-
Health and welfare	-	-	-	-
Culture and recreation	-	-	-	-
Judicial	-	-	-	-
Community and economic development	-	-	-	-
Debt service:				
Principal	-	-	-	-
Interest and fiscal charges	-	-	-	-
<b>Total expenditures</b>	-	-	-	-
Revenues over (under) expenditures	-	2,248,982	2,248,982	-
<b>Other financing sources (uses)</b>				
Transfers in	-	-	-	-
Transfers out	-	-	-	-
Proceeds from sale of capital assets	-	-	-	-
<b>Total other financing sources (uses)</b>	-	-	-	-
<b>Net change in fund balances</b>	-	2,248,982	2,248,982	-
Fund balances, beginning of period	-	-	-	-
<b>Fund balances, end of period</b>	\$ -	\$ 2,248,982	\$ 2,248,982	\$ -

## COUNTY OF KENT, MICHIGAN

### Schedule of Revenues, Expenditures

and Changes in Fund Balances - Budget and Actual

Child Care Fund

For the Period Ended September 30, 2023

	Original Budget	Final Budget	Actual	Actual Over (Under) Final Budget
<b>Revenues</b>				
Taxes	\$ -	\$ -	\$ -	\$ -
Licenses and permits	-	-	-	-
Intergovernmental	12,344,113	14,374,426	10,121,977	(4,252,449)
Charges for services	186,900	239,294	77,945	(161,349)
Fines and forfeitures	-	-	-	-
Investment earnings	-	-	-	-
Contributions and reimbursements	112,000	174,188	90,994	(83,194)
Other	-	-	-	-
<b>Total revenues</b>	<b>12,643,013</b>	<b>14,787,908</b>	<b>10,290,916</b>	<b>(4,496,992)</b>
<b>Expenditures</b>				
Current:				
General government	-	-	-	-
Public safety	-	-	-	-
Health and welfare	23,202,445	26,488,030	19,053,680	(7,434,350)
Culture and recreation	-	-	-	-
Judicial	-	-	-	-
Community and economic development	-	-	-	-
Debt service:				
Principal	-	-	-	-
Interest and fiscal charges	-	-	-	-
<b>Total expenditures</b>	<b>23,202,445</b>	<b>26,488,030</b>	<b>19,053,680</b>	<b>(7,434,350)</b>
Revenues over (under) expenditures	(10,559,432)	(11,700,122)	(8,762,764)	2,937,358
<b>Other financing sources (uses)</b>				
Transfers in	10,593,634	11,700,115	8,762,764	(2,937,351)
Transfers out	-	-	-	-
Proceeds from sale of capital assets	-	-	-	-
<b>Total other financing sources (uses)</b>	<b>10,593,634</b>	<b>11,700,115</b>	<b>8,762,764</b>	<b>(2,937,351)</b>
<b>Net change in fund balances</b>	<b>34,202</b>	<b>(7)</b>	<b>-</b>	<b>7</b>
Fund balances, beginning of period	249,999	249,999	249,999	-
<b>Fund balances, end of period</b>	<b>\$ 284,201</b>	<b>\$ 249,992</b>	<b>\$ 249,999</b>	<b>\$ 7</b>

## COUNTY OF KENT, MICHIGAN

### Schedule of Revenues, Expenditures

and Changes in Fund Balances - Budget and Actual

Veterans' Millage Fund

For the Period Ended September 30, 2023

	Original Budget	Final Budget	Actual	Actual Over (Under) Final Budget
<b>Revenues</b>				
Taxes	\$ 1,432,510	\$ 1,432,510	\$ 1,370,803	\$ (61,707)
Licenses and permits	-	-	-	-
Intergovernmental	50,900	50,900	44,382	(6,518)
Charges for services	-	-	-	-
Fines and forfeitures	-	-	-	-
Investment earnings	4,500	4,500	26,765	22,265
Contributions and reimbursements	1,125	1,125	-	(1,125)
Other	-	-	-	-
<b>Total revenues</b>	<b>1,489,035</b>	<b>1,489,035</b>	<b>1,441,950</b>	<b>(47,085)</b>
<b>Expenditures</b>				
Current:				
General government	-	-	-	-
Public safety	-	-	-	-
Health and welfare	1,363,270	1,331,072	1,235,060	(96,012)
Culture and recreation	-	-	-	-
Judicial	-	-	-	-
Community and economic development	-	-	-	-
Debt service:				
Principal	-	-	-	-
Interest and fiscal charges	-	-	-	-
<b>Total expenditures</b>	<b>1,363,270</b>	<b>1,331,072</b>	<b>1,235,060</b>	<b>(96,012)</b>
Revenues over (under) expenditures	125,765	157,963	206,890	48,927
<b>Other financing sources (uses)</b>				
Transfers in	225,000	225,000	-	(225,000)
Transfers out	-	-	-	-
Proceeds from sale of capital assets	-	-	-	-
<b>Total other financing sources (uses)</b>	<b>225,000</b>	<b>225,000</b>	<b>-</b>	<b>(225,000)</b>
<b>Net change in fund balances</b>	<b>350,765</b>	<b>382,963</b>	<b>206,890</b>	<b>(176,073)</b>
Fund balances, beginning of period	367,879	367,879	367,879	-
<b>Fund balances, end of period</b>	<b>\$ 718,644</b>	<b>\$ 750,842</b>	<b>\$ 574,769</b>	<b>\$ (176,073)</b>

**This page intentionally left blank.**

## COUNTY OF KENT, MICHIGAN

### Internal Service Funds

#### Employee Benefits Funds

**Health Fund** – accounts for the costs of providing healthcare benefits to employees.

**Dental Fund** – accounts for the costs of providing dental benefits to employees.

**Unemployment Fund** – accounts for the costs of providing unemployment benefits to employees.

#### Risk Management Funds

**Property and Liability Fund** – accounts for the County's property and liability self-insurance.

**Workers' Compensation Fund** – accounts for the County's workers' compensation self-insurance.

**Sick and Accident Plan Fund** – accounts for the County's sick and accident self-insurance.

**Insurance Authority Fund** – accounts for the County's provided insurance coverage and risk management services.

#### Other Internal Service Funds

**Motor Pool Fund** – accounts for the purchase of capital vehicles and rental to various County departments.

**Office Equipment Pool Fund** – accounts for the purchase of capital equipment and rental to various County departments.

**COUNTY OF KENT, MICHIGAN**

**Combining Statement of Net Position**

Internal Service Funds  
September 30, 2023

	Employee Benefits		
	Health	Dental	Unemployment
<b>Assets</b>			
Current assets:			
Cash, investments, and accrued interest	\$ 8,332,043	\$ 621,770	\$ 145,592
Accounts receivable, net	1,057,273	93	42
Due from other governments	-	-	-
Due from other funds	-	-	-
Prepays	-	-	-
Total current assets	<u>9,389,316</u>	<u>621,863</u>	<u>145,634</u>
Noncurrent assets:			
Capital assets being depreciated, net	-	-	-
<b>Total assets</b>	<u>9,389,316</u>	<u>621,863</u>	<u>145,634</u>
<b>Liabilities</b>			
Accounts payable	646,058	146,667	47,653
Accrued liabilities	1,522,164	133,520	-
Due to other funds	-	-	-
<b>Total liabilities (all current)</b>	<u>2,168,222</u>	<u>280,187</u>	<u>47,653</u>
<b>Net position</b>			
Net investment in capital assets	-	-	-
Unrestricted	<u>7,221,094</u>	<u>341,676</u>	<u>97,981</u>
<b>Total net position</b>	<u>\$ 7,221,094</u>	<u>\$ 341,676</u>	<u>\$ 97,981</u>



Risk Management						
Property and Liability	Workers' Compensation	Sick and Accident Plan	Insurance Authority	Motor Pool	Office Equipment Pool	Total
\$ 3,558,977	\$ 1,097,450	\$ 815,440	\$ -	\$ 1,028,921	\$ 664,244	\$ 16,264,437
46,565	284,203	-	-	-	-	1,388,176
500	-	19,250	-	-	-	19,750
2,000,000	-	-	8,000,000	-	267	10,000,267
301,896	42,213	-	-	-	-	344,109
<u>5,907,938</u>	<u>1,423,866</u>	<u>834,690</u>	<u>8,000,000</u>	<u>1,028,921</u>	<u>664,511</u>	<u>28,016,739</u>
-	-	-	-	705,198	203,000	908,198
<u>5,907,938</u>	<u>1,423,866</u>	<u>834,690</u>	<u>8,000,000</u>	<u>1,734,119</u>	<u>867,511</u>	<u>28,924,937</u>
1,126,556	-	22,159	-	92,972	24,040	2,106,105
1,990,814	225,910	-	-	-	-	3,872,408
3,000	-	-	-	-	-	3,000
<u>3,120,370</u>	<u>225,910</u>	<u>22,159</u>	<u>-</u>	<u>92,972</u>	<u>24,040</u>	<u>5,981,513</u>
-	-	-	-	612,226	203,000	815,226
<u>2,787,568</u>	<u>1,197,956</u>	<u>812,531</u>	<u>8,000,000</u>	<u>1,028,921</u>	<u>640,471</u>	<u>22,128,198</u>
<u>\$ 2,787,568</u>	<u>\$ 1,197,956</u>	<u>\$ 812,531</u>	<u>\$ 8,000,000</u>	<u>\$ 1,641,147</u>	<u>\$ 843,471</u>	<u>\$ 22,943,424</u>

## COUNTY OF KENT, MICHIGAN

### Combining Statement of Revenues, Expenses and

Changes in Fund Net Position

Internal Service Funds

For the Period Ended September 30, 2023

	Employee Benefits		
	Health	Dental	Unemployment
<b>Operating revenues</b>			
Charges for services	\$ 18,361,550	\$ 1,240,472	\$ 801
<b>Operating expenses</b>			
Salaries and fringes	-	-	-
Contractual services	-	-	-
Benefit payments and refunds	18,596,644	1,409,956	47,653
Depreciation	-	-	-
Other	-	-	-
<b>Total operating expenses</b>	<u>18,596,644</u>	<u>1,409,956</u>	<u>47,653</u>
Operating income (loss)	<u>(235,094)</u>	<u>(169,484)</u>	<u>(46,852)</u>
<b>Nonoperating revenues</b>			
Investment earnings	238,479	17,778	5,007
Gain on sale of capital asset	-	-	-
<b>Total nonoperating revenues</b>	<u>238,479</u>	<u>17,778</u>	<u>5,007</u>
Income (loss) before transfers	3,385	(151,706)	(41,845)
<b>Transfers in</b>	<u>-</u>	<u>-</u>	<u>-</u>
<b>Change in net position</b>	3,385	(151,706)	(41,845)
Net position, beginning of period	<u>7,217,709</u>	<u>493,382</u>	<u>139,826</u>
<b>Net position, end of period</b>	<u>\$ 7,221,094</u>	<u>\$ 341,676</u>	<u>\$ 97,981</u>

Risk Management						
Property and Liability	Workers' Compensation	Sick and Accident Plan	Insurance Authority	Motor Pool	Office Equipment Pool	Total
\$ 3,111,852	\$ 288,835	\$ 708,574	\$ -	\$ 104,702	\$ 133,553	\$ 23,950,339
98,063	-	-	-	-	-	98,063
40,926	-	30,809	-	-	-	71,735
2,468,950	243,830	579,133	-	-	-	23,346,166
-	-	-	-	101,841	79,607	181,448
956,357	158,611	-	-	-	105,114	1,220,082
3,564,296	402,441	609,942	-	101,841	184,721	24,917,494
(452,444)	(113,606)	98,632	-	2,861	(51,168)	(967,155)
492,211	31,095	19,277	-	20,403	13,847	838,097
-	-	-	-	3,751	-	3,751
492,211	31,095	19,277	-	24,154	13,847	841,848
39,767	(82,511)	117,909	-	27,015	(37,321)	(125,307)
2,000,000	-	-	8,000,000	150,000	70,000	10,220,000
2,039,767	(82,511)	117,909	8,000,000	177,015	32,679	10,094,693
747,801	1,280,467	694,622	-	1,464,132	810,792	12,848,731
<u>\$ 2,787,568</u>	<u>\$ 1,197,956</u>	<u>\$ 812,531</u>	<u>\$ 8,000,000</u>	<u>\$ 1,641,147</u>	<u>\$ 843,471</u>	<u>\$ 22,943,424</u>

**COUNTY OF KENT, MICHIGAN**

**Combining Statement of Cash Flows**

Internal Service Funds

For the Period Ended September 30, 2023

	Employee Benefits		
	Health	Dental	Unemployment
<b>Cash flows from operating activities</b>			
Receipts from customers and users	\$ 18,746,890	\$ 1,312,292	\$ 1,018
Payments to vendors	-	-	-
Payments for personnel services	-	-	-
Benefit payments	(18,300,840)	(1,342,783)	(47,653)
<b>Net cash provided by (used in) operating activities</b>	<u>446,050</u>	<u>(30,491)</u>	<u>(46,635)</u>
<b>Cash flows from noncapital financing activities</b>			
Transfers from other funds	-	-	-
<b>Cash flows from capital and related financing activities</b>			
Proceeds from sale of capital assets	-	-	-
Purchase of capital assets	-	-	-
<b>Net cash provided by (used in) capital and related financing activities</b>	<u>-</u>	<u>-</u>	<u>-</u>
<b>Cash flows from investing activities</b>			
Interest received on investments	238,479	17,778	5,007
<b>Net change in cash and cash equivalents</b>	<u>684,529</u>	<u>(12,713)</u>	<u>(41,628)</u>
Cash and cash equivalents, beginning of period	<u>7,647,514</u>	<u>634,483</u>	<u>187,220</u>
<b>Cash and cash equivalents, end of period</b>	<u><u>\$ 8,332,043</u></u>	<u><u>\$ 621,770</u></u>	<u><u>\$ 145,592</u></u>
<b>Reconciliation of operating income (loss) to net cash provided by (used in) operating activities</b>			
Operating income (loss)	\$ (235,094)	\$ (169,484)	\$ (46,852)
Adjustments to reconcile operating income (loss) to net cash provided by (used in) operating activities:			
Depreciation expense	-	-	-
Change in:			
Accounts receivable	385,340	71,820	26
Due from other governments	-	-	-
Due from other funds	-	-	-
Inventories	-	-	-
Prepays	-	-	-
Accounts payable	374,207	65,804	191
Accrued liabilities	(78,403)	1,369	-
Due to other funds	-	-	-
<b>Net cash provided by (used in) operating activities</b>	<u><u>\$ 446,050</u></u>	<u><u>\$ (30,491)</u></u>	<u><u>\$ (46,635)</u></u>
<b>Non-cash capital and related financing activity</b>			
Accounts payable related to capital asset additions	\$ -	\$ -	\$ -
<b>Non-cash noncapital financing activity</b>			
Transfers in recorded as due from other funds	-	-	-

Risk Management						
Property and Liability	Workers' Compensation	Sick and Accident Plan	Insurance Authority	Motor Pool	Office Equipment Pool	Total
\$ 1,290,787	\$ 379,388	\$ 749,224	\$ -	\$ 564,744	\$ 66,122	\$ 23,110,465
(994,283)	(163,001)	(30,809)	-	(28,497)	(14,818)	(1,231,408)
(98,063)	-	-	-	-	-	(98,063)
(1,013,932)	(212,613)	(569,996)	-	-	-	(21,487,817)
(815,491)	3,774	148,419	-	536,247	51,304	293,177
2,000,000	-	-	-	150,000	70,000	2,220,000
-	-	-	-	9,001	-	9,001
-	-	-	-	(163,266)	-	(163,266)
-	-	-	-	(154,265)	-	(154,265)
492,211	31,095	19,277	-	20,403	13,847	838,097
1,676,720	34,869	167,696	-	552,385	135,151	3,197,009
1,882,257	1,062,581	647,744	-	476,536	529,093	13,067,428
<u>\$ 3,558,977</u>	<u>\$ 1,097,450</u>	<u>\$ 815,440</u>	<u>\$ -</u>	<u>\$ 1,028,921</u>	<u>\$ 664,244</u>	<u>\$ 16,264,437</u>
\$ (452,444)	\$ (113,606)	\$ 98,632	\$ -	\$ 2,861	\$ (51,168)	\$ (967,155)
-	-	-	-	101,841	79,607	181,448
(46,565)	90,553	40,650	-	-	-	541,824
500	-	-	-	-	-	500
(1,775,000)	-	-	-	468,131	(67,431)	(1,374,300)
-	-	-	-	-	676	676
465,787	(4,390)	-	-	-	-	461,397
1,091,767	-	9,137	-	(28,497)	24,040	1,536,649
(102,536)	31,217	-	-	-	-	(148,353)
3,000	-	-	-	(8,089)	65,580	60,491
<u>\$ (815,491)</u>	<u>\$ 3,774</u>	<u>\$ 148,419</u>	<u>\$ -</u>	<u>\$ 536,247</u>	<u>\$ 51,304</u>	<u>\$ 293,177</u>
\$ -	\$ -	\$ -	\$ -	\$ 92,972	\$ -	\$ 92,972
-	-	-	8,000,000	-	-	8,000,000

**This page intentionally left blank.**

## COUNTY OF KENT, MICHIGAN

### Fiduciary Funds

#### Pension and Other Postemployment Benefits Trust Funds

***Pension Trust Fund*** – accounts for the activity of the Employees' Retirement Plan, a defined-benefit pension plan, which accumulates resources for retiree benefit payments to qualified employees.

***Other Postemployment Benefits Trust Fund*** – accounts for the activity of the Voluntary Employees' Beneficiary Association (VEBA), a defined-benefit postemployment healthcare plan, which accumulates resources for retiree health insurance subsidies to qualified employees.

## COUNTY OF KENT, MICHIGAN

### Combining Statement of Fiduciary Net Position

Pension and Other Postemployment Benefits Trust Funds

December 31, 2022

	Pension Trust Fund	VEBA Trust Fund	Total
<b>Assets</b>			
Cash and cash equivalents	\$ -	\$ 860,127	\$ 860,127
Contributions receivable	1,257,085	308,151	1,565,236
Interest receivable	934,845	-	934,845
Due from brokers	88,899	-	88,899
Investments, at fair value:			
U.S. government obligations	27,794,685	-	27,794,685
U.S. government agency obligations	354,060	-	354,060
Municipal obligations	452,608	-	452,608
Corporate obligations	23,911,599	-	23,911,599
Common stock	398,099,712	-	398,099,712
Foreign obligations	10,878,211	-	10,878,211
Foreign common stock	3,178,995	-	3,178,995
Money market funds	22,887,191	-	22,887,191
International equity mutual funds	182,946,739	8,791,900	191,738,639
Domestic equity mutual funds	-	17,741,658	17,741,658
Domestic fixed income mutual funds	-	5,709,260	5,709,260
International fixed income mutual funds	137,958,489	8,629,992	146,588,481
Real estate and infrastructure securities	91,116,027	2,848,415	93,964,442
Asset-backed securities	9,536,477	-	9,536,477
Mortgage-backed securities fund	47,887,083	-	47,887,083
Total investments	<u>957,001,876</u>	<u>43,721,225</u>	<u>1,000,723,101</u>
<b>Total assets</b>	<u>959,282,705</u>	<u>44,889,503</u>	<u>1,004,172,208</u>
<b>Liabilities</b>			
Accounts payable	794,331	559,500	1,353,831
Due to brokers	739,646	-	739,646
<b>Total liabilities</b>	<u>1,533,977</u>	<u>559,500</u>	<u>2,093,477</u>
<b>Net position</b>			
Restricted for:			
Employees' pension benefits	957,748,728	-	957,748,728
Other postemployment benefits	-	44,330,003	44,330,003
<b>Total net position</b>	<u>\$ 957,748,728</u>	<u>\$ 44,330,003</u>	<u>\$ 1,002,078,731</u>



## COUNTY OF KENT, MICHIGAN

### Combining Statement of Changes in Fiduciary Net Position

Pension and Other Postemployment Benefits Trust Funds

For the Year Ended December 31, 2022

	Pension Trust Fund	VEBA Trust Fund	Total
<b>Additions</b>			
Contributions:			
Employer	\$ 9,856,852	\$ 5,263,756	\$ 15,120,608
Employer - implicit rate subsidy	-	1,655,826	1,655,826
Plan members	10,908,114	-	10,908,114
	<u>20,764,966</u>	<u>6,919,582</u>	<u>27,684,548</u>
Total contributions			
Investment earnings (loss):			
Net depreciation in fair value of securities	(156,021,263)	(7,848,190)	(163,869,453)
Dividends and interest	12,232,569	1,016,054	13,248,623
Total investment loss	(143,788,694)	(6,832,136)	(150,620,830)
Investment expense	(3,262,917)	(130,369)	(3,393,286)
	<u>(147,051,611)</u>	<u>(6,962,505)</u>	<u>(154,014,116)</u>
Net investment earnings (loss)			
Other income	-	4,712	4,712
	<u>(126,286,645)</u>	<u>(38,211)</u>	<u>(126,324,856)</u>
<b>Total additions (net of investment loss)</b>			
<b>Deductions</b>			
Benefit payments	51,159,393	2,089,370	53,248,763
Benefit payments - implicit rate subsidy	-	1,655,826	1,655,826
Administrative expenses	732,930	61,288	794,218
Refunds of contributions	1,110,978	-	1,110,978
	<u>53,003,301</u>	<u>3,806,484</u>	<u>56,809,785</u>
<b>Total deductions</b>			
<b>Change in net position</b>	(179,289,946)	(3,844,695)	(183,134,641)
Net position, beginning of year	1,137,038,674	48,174,698	1,185,213,372
	<u>1,137,038,674</u>	<u>48,174,698</u>	<u>1,185,213,372</u>
<b>Net position, end of year</b>	<u>\$ 957,748,728</u>	<u>\$ 44,330,003</u>	<u>\$ 1,002,078,731</u>

**This page intentionally left blank.**

## COUNTY OF KENT, MICHIGAN

### ■ Drainage Districts Component Unit

The drainage districts consist of over 500 individual districts created for alleviating drainage problems. Each drainage district accounts for the construction, maintenance, and financing costs associated with its drain program. Each individual district is a separate legal entity with power to assess the benefiting communities, including the County and the State of Michigan, for road drainage. The Kent County Drain Commissioner manages the drainage districts with the Kent County Board of Commissioners exercising legislative oversight. The County is a direct beneficiary of the service provided and its employees run the day-to-day operations. In addition, the County often pledges its full faith and credit for the long-term debt of the drainage districts.

# COUNTY OF KENT, MICHIGAN

## Combining Balance Sheet

Drainage Districts Component Unit

September 30, 2023

	Governmental Funds			
	Special Revenue	Debt Service	Capital Projects	Total
<b>Assets</b>				
Cash, investments, and accrued interest	\$ 3,704,019	\$ 13,967	\$ 4,983,993	\$ 8,701,979
Special assessments receivable	4,377,936	-	-	4,377,936
Installment sales agreement	-	-	6,047,458	6,047,458
Prepays	-	210	-	210
<b>Total assets</b>	<u>\$ 8,081,955</u>	<u>\$ 14,177</u>	<u>\$ 11,031,451</u>	<u>\$ 19,127,583</u>
<b>Liabilities</b>				
Accounts payable	\$ 194,136	\$ -	\$ 7,545	\$ 201,681
Accrued liabilities	10,000	-	-	10,000
Due to primary government	1,598,108	13,967	-	1,612,075
Advances from primary government	1,090,956	-	-	1,090,956
<b>Total liabilities</b>	<u>2,893,200</u>	<u>13,967</u>	<u>7,545</u>	<u>2,914,712</u>
<b>Deferred inflows of resources</b>				
Unavailable revenue - special assessments receivable	4,194,946	-	-	4,194,946
Unavailable revenue - installment sales agreement	-	-	6,047,458	6,047,458
<b>Total deferred inflows of resources</b>	<u>4,194,946</u>	<u>-</u>	<u>6,047,458</u>	<u>10,242,404</u>
<b>Fund balances</b>				
Nonspendable	-	210	-	210
Restricted	-	-	4,976,448	4,976,448
Committed	993,809	-	-	993,809
<b>Total fund balances</b>	<u>993,809</u>	<u>210</u>	<u>4,976,448</u>	<u>5,970,467</u>
<b>Total liabilities, deferred inflows of resources and fund balances</b>	<u>\$ 8,081,955</u>	<u>\$ 14,177</u>	<u>\$ 11,031,451</u>	<u>\$ 19,127,583</u>

# COUNTY OF KENT, MICHIGAN

## Reconciliation

Fund Balances for Governmental Funds  
to Net Position of Component Units  
Drainage Districts Component Unit  
September 30, 2023

**Fund balances - total governmental funds** \$ 5,970,467

Amounts reported for the *component unit* in the statement of net position are different because:

Capital assets used in governmental activities are not financial resources, and therefore are not reported in the fund statement.

Capital assets not being depreciated	11,333,292
Capital assets being depreciated, net	4,634,274

Certain assets, such as assessments receivable from local units, are not due and receivable in the current period and therefore are offset with deferred inflows of resources in the fund statement.

Deferred inflows for special assessments receivable	4,194,946
Deferred inflows for installment sales agreement	6,047,458

Certain liabilities, such as bonds payable, are not due and payable in the current period, and therefore are not reported in the funds.

Bonds payable	(12,218,000)
Bond premiums, net	(1,172,292)
Accrued interest on bonds payable	<u>(195,926)</u>

**Net position of component unit** \$ 18,594,219

# COUNTY OF KENT, MICHIGAN

## Combining Statement of Revenues, Expenditures

and Changes in Fund Balances

Drainage Districts Component Unit

For the Period Ended September 30, 2023

	Governmental Funds				
	Special Revenue	Debt Service	Capital Projects	Eliminations	Total
<b>Revenues</b>					
Intergovernmental:					
Operating grants	\$ 2,032,049	\$ 217,923	\$ -	\$ -	\$ 2,249,972
Capital grants	877,603	-	-	-	877,603
Investment earnings (loss)	97,896	(15,126)	150,118	-	232,888
<b>Total revenues</b>	<u>3,007,548</u>	<u>202,797</u>	<u>150,118</u>	<u>-</u>	<u>3,360,463</u>
<b>Expenditures</b>					
Current:					
General government	1,861,977	-	507,219	-	2,369,196
Debt service:					
Principal	-	165,000	-	-	165,000
Interest and fiscal charges	11,662	242,719	-	-	254,381
<b>Total expenditures</b>	<u>1,873,639</u>	<u>407,719</u>	<u>507,219</u>	<u>-</u>	<u>2,788,577</u>
Revenues over (under) expenditures	<u>1,133,909</u>	<u>(204,922)</u>	<u>(357,101)</u>	<u>-</u>	<u>571,886</u>
<b>Other financing sources (uses)</b>					
Transfers in	-	187,626	-	(187,626)	-
Transfers out	(187,626)	-	-	187,626	-
<b>Total other financing sources (uses)</b>	<u>(187,626)</u>	<u>187,626</u>	<u>-</u>	<u>-</u>	<u>-</u>
<b>Change in fund balances</b>	<u>946,283</u>	<u>(17,296)</u>	<u>(357,101)</u>	<u>-</u>	<u>571,886</u>
Fund balances, beginning of period	<u>47,526</u>	<u>17,506</u>	<u>5,333,549</u>	<u>-</u>	<u>5,398,581</u>
<b>Fund balances, end of period</b>	<u>\$ 993,809</u>	<u>\$ 210</u>	<u>\$ 4,976,448</u>	<u>\$ -</u>	<u>\$ 5,970,467</u>

## COUNTY OF KENT, MICHIGAN

### Reconciliation

Net Changes in Fund Balances of Governmental Funds  
to Change in Net Position of Component Units  
Drainage Districts Component Unit  
For the Period Ended September 30, 2023

**Net change in fund balances - total governmental funds** \$ 571,886

Amounts reported for the *component unit* in the statement of activities are different because:

Governmental funds report capital outlays as expenditures. However, in the statement of activities, the cost of those assets is allocated over their estimated useful lives and reported as depreciation expense.

Depreciation expense	(333,164)
Capital assets purchased/constructed	522,113

Special assessments receivable are long-term in nature and are collectable over several years. However, the current receipts are reflected as revenues on the fund statements.

Change in deferred inflows for installment sales agreement receivable	94,335
Change in deferred inflows for special assessments receivable	766,148

Bond proceeds provide current financial resources to governmental funds in the period issued, but issuing bonds increases bonds, notes and other long-term liabilities in the statement of net position. Repayment of bond principal is an expenditure in the governmental funds, but the repayment reduces bonds, notes and other long-term liabilities in the statement of net position.

Principal payments on bonds	165,000
Amortization of bond premium	68,009
Change in accrued interest payable on bonds payable	<u>(119,451)</u>

**Change in net position of component unit** \$ 1,734,876

**This page intentionally left blank.**



## **STATISTICAL SECTION**

**This page intentionally left blank.**

# COUNTY OF KENT, MICHIGAN

## Statistical Section Table of Contents

This part of the County's Annual Comprehensive Financial Report presents detailed information to assist the user in understanding what the financial statements, note disclosures and required supplementary information say about the overall economic condition of Kent County.

		<u>Page</u>
<b>Financial Trends</b> <b>Tables 1 - 4</b>	These schedules contain trend information to help the reader understand and evaluate how the County's financial condition, performance and well-being have changed over time.	210
<b>Revenue Capacity</b> <b>Tables 5 - 8</b>	These schedules contain information to help the reader assess the County's ability to generate its most significant local revenue source, the property tax.	222
<b>Debt Capacity</b> <b>Tables 9 - 12</b>	These schedules present information to help the reader assess the affordability of the County's current levels of outstanding debt and its ability to issue additional debt in the future.	230
<b>Demographic and Economic Information</b> <b>Tables 13 - 14</b>	These schedules present various demographic and economic indicators to help the reader understand the environment within which the County operates and how they affect the County's financial activities.	238
<b>Operating Information</b> <b>Tables 15 - 17</b>	These schedules contain information about the County's operations and resources to help the reader understand how the information in the County's financial report relates to the services the County provides and the activities it performs.	242

## COUNTY OF KENT, MICHIGAN

### Net Position By Component Last Ten Fiscal Years (Unaudited)

	September 30,	December 31,		
	2023	2022	2021	2020
<b>Governmental Activities</b>				
Net investment in capital assets	\$ 265,557,101	\$ 240,402,785	\$ 224,846,542	\$ 209,720,320
Restricted	116,805,742	99,080,626	65,434,858	43,795,073
Unrestricted	106,637,469	56,664,500	107,584,521	80,857,415
<b>Total Governmental Activities Net Position</b>	<b>489,000,312</b>	<b>396,147,911</b>	<b>397,865,921</b>	<b>334,372,808</b>
<b>Business-type Activities</b>				
Net investment in capital assets	73,838,806	54,815,971	48,693,187	44,302,293
Restricted	7,742,285	6,883,195	7,866,679	6,691,728
Unrestricted	55,223,738	66,104,807	65,688,259	63,130,840
<b>Total Business-type Activities Net Position</b>	<b>136,804,829</b>	<b>127,803,973</b>	<b>122,248,125</b>	<b>114,124,861</b>
<b>Primary Government</b>				
Net investment in capital assets	339,395,907	295,218,756	273,539,729	254,022,613
Restricted	124,548,027	105,963,821	73,301,537	50,486,801
Unrestricted	161,861,207	122,769,307	173,272,780	143,988,255
<b>Total Primary Government Net Position</b>	<b>\$ 625,805,141</b>	<b>\$ 523,951,884</b>	<b>\$ 520,114,046</b>	<b>\$ 448,497,669</b>

<sup>(1)</sup> GASB 68 was implemented for the fiscal year ended December 31, 2015. This resulted in presentation of the County's net pension liability on the statement of net position. Prior years were not restated.

<sup>(2)</sup> Effective July 1, 2016, operations of the Kent County Airport were transferred to a legally-separate authority. The Authority is reported as a discretely-presented component unit and is not included in the table above.

<sup>(3)</sup> GASB 75 was implemented for the fiscal year ended December 31, 2017. This resulted in presentation of the County's net OPEB liability on the statement of net position. Prior years were not restated.

Effective beginning with the September 30, 2023 fiscal year end, the County changed its fiscal year end from December 31 to September 30.

**Table 1**

December 31,					
2019	2018	2017 <sup>(3)</sup>	2016 <sup>(2)</sup>	2015 <sup>(1)</sup>	2014
\$ 196,646,702	\$ 181,071,887	\$ 166,022,017	\$ 169,625,052	\$ 144,841,222	\$ 137,317,974
42,578,405	26,286,651	22,033,504	15,660,065	12,429,488	15,008,391
41,562,599	45,368,761	72,207,515	107,209,919	119,734,209	84,106,474
280,787,706	252,727,299	260,263,036	292,495,036	277,004,919	236,432,839
43,039,033	40,470,296	42,330,098	41,693,740	204,739,054	194,890,258
6,785,567	7,306,693	7,633,013	7,191,825	36,058,623	36,074,751
58,074,113	58,748,669	55,618,810	56,181,965	85,352,356	80,190,415
107,898,713	106,525,658	105,581,921	105,067,530	326,150,033	311,155,424
239,685,735	221,542,183	208,352,115	211,318,792	349,580,276	332,208,232
49,363,972	33,593,344	29,666,517	22,851,890	48,488,111	51,083,142
99,636,712	104,117,430	127,826,325	163,391,884	205,086,565	164,296,889
\$ 388,686,419	\$ 359,252,957	\$ 365,844,957	\$ 397,562,566	\$ 603,154,952	\$ 547,588,263

## COUNTY OF KENT, MICHIGAN

### Changes in Net Position Last Ten Fiscal Years (Unaudited)

	September 30,		December 31,	
	2023	2022	2021	2020
<b>Primary Government Expenses</b>				
Governmental activities:				
General government	\$ 31,751,182	\$ 49,155,410	\$ 36,467,822	\$ 54,020,162
Public safety	71,913,376	112,552,754	85,101,261	87,709,328
Health and welfare	87,302,844	109,822,919	92,680,153	99,995,881
Cultural and recreation	25,702,795	18,762,631	16,560,246	18,111,214
Judicial	39,556,723	56,277,471	41,584,864	41,334,970
Community and economic development	10,503,268	13,403,529	11,311,250	60,809,969
Public works	601,351	707,593	22,728,361	808,594
Interest and fiscal charges	2,253,889	3,466,676	3,423,351	3,742,616
<b>Total governmental activities expenses</b>	<b>269,585,428</b>	<b>364,148,983</b>	<b>309,857,308</b>	<b>366,532,734</b>
Business-type activities:				
Airport operations	-	-	-	-
Public works	35,837,469	49,217,773	41,028,425	35,476,856
Delinquent tax collection and administration	1,280,843	744,677	1,896,875	882,892
<b>Total business-type activities expenses</b>	<b>37,118,312</b>	<b>49,962,450</b>	<b>42,925,300</b>	<b>36,359,748</b>
<b>Total Primary Government Expenses</b>	<b>\$ 306,703,740</b>	<b>\$ 414,111,433</b>	<b>\$ 352,782,608</b>	<b>\$ 402,892,482</b>
<b>Primary Government Program Revenues</b>				
Governmental activities:				
Charges for services:				
General government	\$ 11,774,332	\$ 14,315,812	\$ 15,552,197	\$ 16,753,902
Public safety	21,906,523	30,555,939	28,265,270	25,388,690
Health and welfare	3,483,613	9,626,530	2,193,967	3,540,499
Cultural and recreation	2,838,981	3,042,185	2,774,636	2,184,561
Judicial	3,610,854	4,287,707	4,280,111	4,079,940
Community and economic development	5,122,481	9,268,987	9,817,258	7,367,912
Public works	38,406	50,231	57,664	61,686
Operating grants and contributions	58,651,550	85,732,656	116,890,860	174,515,173
Capital grants and contributions	7,663,616	1,509,590	5,134,103	5,923,593
<b>Total governmental activities program revenues</b>	<b>115,090,356</b>	<b>158,389,637</b>	<b>184,966,066</b>	<b>239,815,956</b>

**Table 2**

December 31,					
2019	2018	2017	2016 <sup>(1)</sup>	2015	2014
\$ 37,806,709	\$ 37,702,435	\$ 42,862,570	\$ 38,218,905	\$ 37,929,237	\$ 37,821,762
96,210,088	114,428,078	97,192,006	85,758,049	76,807,751	72,136,071
85,750,320	71,226,745	70,223,101	77,975,773	84,000,390	69,449,438
18,753,539	17,099,832	15,563,307	9,076,548	9,488,048	9,346,586
42,798,692	46,040,382	34,698,720	36,717,659	37,321,998	33,157,928
11,136,156	14,269,821	12,554,063	11,764,186	13,160,594	11,568,226
683,478	664,910	-	-	-	-
4,651,833	5,335,224	6,238,433	5,524,853	5,106,216	5,445,115
297,790,815	306,767,427	279,332,200	265,035,973	263,814,234	238,925,126
-	-	-	23,016,276	45,049,985	43,499,655
40,991,239	37,298,349	35,381,206	36,892,123	31,000,535	30,359,452
937,812	879,357	824,162	637,425	782,829	677,818
41,929,051	38,177,706	36,205,368	60,545,824	76,833,349	74,536,925
\$ 339,719,866	\$ 344,945,133	\$ 315,537,568	\$ 325,581,797	\$ 340,647,583	\$ 313,462,051
\$ 17,280,387	\$ 15,731,621	\$ 16,640,809	\$ 16,717,554	\$ 14,818,640	\$ 14,080,877
29,651,104	27,282,082	14,719,759	10,852,983	10,714,765	14,857,858
4,323,571	4,201,812	3,623,435	3,663,851	4,269,416	3,673,754
2,363,843	2,341,234	2,322,374	2,228,892	2,177,498	2,032,421
5,184,021	5,265,195	5,159,807	6,008,464	5,787,836	5,168,180
6,655,952	6,546,416	9,007	15,831	128,991	17,252
51,903	40,423	-	-	-	-
68,080,880	65,290,979	73,691,229	70,326,431	83,317,159	72,012,278
6,892,650	850,481	728,376	1,128,144	3,904,476	155,712
140,484,311	127,550,243	116,894,796	110,942,150	125,118,781	111,998,332

continued...

**COUNTY OF KENT, MICHIGAN**

Changes in Net Position  
Last Ten Fiscal Years  
(Unaudited)

	September 30,		December 31,	
	2023	2022	2021	2020
<b>Business-type activities:</b>				
Charges for services:				
Airport operations:				
Passenger airlines	\$ -	\$ -	\$ -	\$ -
Ground transportation	-	-	-	-
Car rental agencies	-	-	-	-
Cargo airlines	-	-	-	-
Other	-	-	-	-
Public works:				
Charges for services	38,847,306	53,470,454	47,162,183	41,310,871
Delinquent tax collection and administrative:				
Interest and penalties on				
delinquent taxes	1,277,367	1,504,277	1,714,793	1,837,993
Collection fees	640,125	601,462	629,980	644,174
Title search fees	266,350	266,350	266,350	295,400
Auction proceeds	358,311	74,319	527,421	255,205
Other	494,012	174,739	227,498	238,764
Operating grants and contributions	3,040,397	(449,100)	225,709	1,160,070
Capital grants and contributions	406,000	-	71,803	339,121
<b>Total business-type activities program revenues</b>	<b>45,329,868</b>	<b>55,642,501</b>	<b>50,825,737</b>	<b>46,081,598</b>
<b>Total Primary Government Program Revenues</b>	<b>\$ 160,420,224</b>	<b>\$ 206,053,645</b>	<b>\$ 235,791,803</b>	<b>\$ 285,897,554</b>
<b>Primary Government Net (Expense) Revenue</b>				
Governmental activities	\$ (154,495,072)	\$ (213,737,839)	\$ (124,891,242)	\$ (126,716,778)
Business-type activities	8,211,556	5,680,051	7,900,437	9,721,850
<b>Total Primary Government Net Expense</b>	<b>\$ (146,283,516)</b>	<b>\$ (208,057,788)</b>	<b>\$ (116,990,805)</b>	<b>\$ (116,994,928)</b>



**Table 2**

December 31,					
2019	2018	2017	2016 <sup>(1)</sup>	2015	2014
\$ -	\$ -	\$ -	\$ 6,039,754	\$ 12,120,448	\$ 11,475,779
-	-	-	8,849,794	15,471,428	14,276,394
-	-	-	1,768,293	3,856,055	3,544,348
-	-	-	126,669	2,551,693	2,493,862
-	-	-	3,259,864	4,219,582	4,052,047
41,502,362	37,771,639	37,267,654	34,540,752	31,438,816	32,014,002
1,897,652	1,857,255	1,760,737	2,075,709	2,376,219	2,939,949
646,087	624,655	669,909	711,907	778,238	799,609
317,450	350,350	343,175	392,864	453,950	531,125
111,398	369,929	689,707	223,820	42,063	543,764
262,496	280,659	292,649	258,869	270,458	269,288
2,142,981	1,329,814	712,662	653,736	435,677	408,902
-	319,946	-	3,498,996	18,831,319	21,434,625
46,880,426	42,904,247	41,736,493	62,401,027	92,845,946	94,783,694
\$ 187,364,737	\$ 170,454,490	\$ 169,286,736	\$ 179,295,823	\$ 203,788,096	\$ 219,902,475
\$(157,306,504)	\$(179,217,184)	\$(179,217,184)	\$(162,437,404)	\$(154,093,823)	\$(138,695,453)
4,951,375	4,726,541	3,558,787	26,195,659	32,300,122	17,950,345
\$(152,355,129)	\$(174,490,643)	\$(175,658,397)	\$(136,241,745)	\$(121,793,701)	\$(120,745,108)

continued...

## COUNTY OF KENT, MICHIGAN

### Changes in Net Position Last Ten Fiscal Years (Unaudited)

	September 30,	December 31,		
	2023	2022	2021	2020
<b>Primary Government General Revenues and Other Changes in Net Position</b>				
Governmental activities:				
Property taxes	\$ 179,068,996	\$ 165,180,412	\$ 157,101,386	\$ 150,254,258
Lodging excise taxes	10,054,121	12,489,808	8,968,752	5,107,828
Coronavirus State and Local Fiscal Recovery funds	31,487,479	4,481,281	-	-
State revenue sharing	18,098,959	22,878,619	21,303,129	17,864,593
Unrestricted investment earnings (loss)	8,608,694	(1,022,850)	969,720	3,323,420
Gain on sale of capital assets	-	-	-	-
Other revenues	29,224	34,066	41,368	51,781
Transfers	-	-	-	3,700,000
<b>Total governmental activities</b>	<b>247,347,473</b>	<b>204,041,336</b>	<b>188,384,355</b>	<b>180,301,880</b>
Business-type activities:				
Unrestricted investment earnings (loss)	664,030	(124,203)	26,909	204,298
Gain on sale of capital assets	125,270	-	195,918	-
Transfers	-	-	-	(3,700,000)
<b>Total business-type activities</b>	<b>789,300</b>	<b>(124,203)</b>	<b>222,827</b>	<b>(3,495,702)</b>
<b>Total Primary Government General Revenues and Other Changes in Net Position</b>	<b>\$ 248,136,773</b>	<b>\$ 211,895,626</b>	<b>\$ 188,607,182</b>	<b>\$ 176,806,178</b>
<b>Primary Government Change in Net Position Before Special and Extraordinary Items</b>				
Governmental activities	\$ 92,852,401	\$ (1,718,010)	\$ 63,493,113	\$ 53,585,102
Business-type activities	9,000,856	5,555,848	8,123,264	6,226,148
Special items, net	-	-	-	-
<b>Total Primary Government Change in Net Position</b>	<b>\$ 101,853,257</b>	<b>\$ 3,837,838</b>	<b>\$ 71,616,377</b>	<b>\$ 59,811,250</b>

<sup>(1)</sup> Effective July 1, 2016, operations of the Kent County Airport were transferred to a legally-separate authority. The Authority is reported as a discretely-presented component unit and is not included in the table above.

Effective beginning with the September 30, 2023 fiscal year end, the County changed its fiscal year end from December 31 to September 30.

**Table 2**

December 31,					
2019	2018	2017	2016 <sup>(1)</sup>	2015	2014
\$ 145,121,691	\$ 133,474,951	\$ 128,060,651	\$ 115,262,736	\$ 114,415,844	\$ 106,210,619
11,432,225	10,807,009	10,205,658	9,494,361	8,786,045	7,660,224
-	-	-	-	-	-
20,349,897	18,026,778	19,237,522	18,408,464	12,027,403	10,384,212
4,323,119	2,791,475	1,592,269	1,095,490	455,004	412,719
-	2,404,705	-	-	-	-
39,979	76,529	243,349	38,813	104,165	142,328
4,100,000	4,100,000	4,100,000	4,100,000	8,758,731	5,205,551
185,366,911	171,681,447	163,439,449	148,399,864	144,547,192	130,015,653
395,056	317,196	181,145	142,251	78,625	93,639
126,624	-	-	30,227	30,895	93,068
(4,100,000)	(4,100,000)	(4,100,000)	(4,100,000)	(4,600,000)	(4,700,000)
(3,578,320)	(3,782,804)	(3,918,855)	(3,927,522)	(4,490,480)	(4,513,293)
\$ 181,788,591	\$ 167,898,643	\$ 159,520,594	\$ 144,472,342	\$ 140,056,712	\$ 125,502,360
\$ 28,060,407	\$ (7,535,737)	\$ 1,002,045	\$ (30,817,320)	\$ (17,890,212)	\$ (24,078,170)
1,373,055	943,737	1,612,270	(368,735)	21,705,179	27,786,829
-	-	-	(197,826,108)	-	-
\$ 29,433,462	\$ (6,592,000)	\$ 2,614,315	\$ (229,012,163)	\$ 3,814,967	\$ 3,708,659

## COUNTY OF KENT, MICHIGAN

### Fund Balances, Governmental Funds Last Ten Fiscal Years (Unaudited)

	September 30,	December 31,		
	2023	2022	2021	2020
<b>General Fund</b>				
Nonspendable	\$ 2,130,714	\$ 2,741,483	\$ 1,709,838	\$ 1,251,722
Committed	35,365,728	27,162,243	31,004,887	27,913,617
Assigned	281,438	232,182	25,329	3,424,133
Unassigned	70,489,093	56,774,430	51,947,483	49,942,812
<b>Total General Fund</b>	<b>108,266,973</b>	<b>86,910,338</b>	<b>84,687,537</b>	<b>82,532,284</b>
<b>All other governmental funds:</b>				
Nonspendable	336,876	505,043	228,437	736,903
Restricted	107,708,341	89,359,563	39,083,981	43,155,920
Committed	-	-	-	-
Assigned	9,309,305	7,964,274	61,017,866	43,184,480
<b>Total all other governmental funds</b>	<b>117,354,522</b>	<b>97,828,880</b>	<b>100,330,284</b>	<b>87,077,303</b>
<b>Total Fund Balance for Governmental Funds</b>	<b>\$ 225,621,495</b>	<b>\$ 184,739,218</b>	<b>\$ 185,017,821</b>	<b>\$ 169,609,587</b>

Effective beginning with the September 30, 2023 fiscal year end, the County changed its fiscal year end from December 31 to September 30.

**Table 3**

December 31,					
2019	2018	2017	2016	2015	2014
\$ 894,979	\$ 844,968	\$ 1,195,550	\$ 980,017	\$ 1,196,918	\$ 1,972,795
27,513,807	26,635,550	25,524,542	26,013,929	24,580,290	23,861,959
2,921,941	2,220,558	-	-	47,850	68,871
49,447,703	44,785,918	44,071,718	42,569,416	43,277,242	42,936,312
80,778,430	74,486,994	70,791,810	69,563,362	69,102,300	68,839,937
403,054	934,539	400,621	99,465	102,066	167,430
42,164,426	27,622,244	42,176,419	30,766,471	12,202,392	13,050,442
-	-	-	336,064	336,064	-
33,053,492	33,403,042	20,717,767	21,613,570	19,524,030	10,971,700
75,620,972	61,959,825	63,294,807	52,815,570	32,164,552	24,189,572
\$ 156,399,402	\$ 136,446,819	\$ 134,086,617	\$ 122,378,932	\$ 101,266,852	\$ 93,029,509

## COUNTY OF KENT, MICHIGAN

### Changes in Fund Balances, Governmental Funds Last Ten Fiscal Years (Unaudited)

	September 30,		December 31,	
	2023	2022	2021	2020
<b>Revenues</b>				
Taxes	\$ 187,053,243	\$ 177,106,750	\$ 166,450,781	\$ 156,427,665
Licenses and permits	637,809	904,765	1,122,211	1,154,751
Intergovernmental	99,149,712	97,311,991	104,540,542	182,770,894
Charges for services	42,615,179	52,983,196	52,532,853	48,321,647
Fines and forfeitures	1,424,853	1,571,888	1,497,101	1,785,986
Investment earnings (loss)	8,104,032	(1,556,982)	510,598	2,617,415
Contributions and reimbursements	12,548,583	18,006,603	15,650,023	10,017,491
Other	6,754,901	7,704,986	8,603,884	9,700,210
<b>Total revenues</b>	<b>358,288,312</b>	<b>354,033,197</b>	<b>350,907,993</b>	<b>412,796,059</b>
<b>Expenditures</b>				
General government	31,187,518	40,659,100	37,119,586	53,538,736
Public safety	79,571,056	95,893,338	92,705,205	93,492,081
Health and welfare	89,604,542	102,444,468	99,181,828	106,114,317
Cultural and recreation	24,026,467	17,976,580	17,345,535	16,605,383
Judicial	40,583,964	48,843,837	46,484,506	44,986,793
Community and economic development	10,586,539	13,281,562	11,505,212	60,968,586
Public works	654,344	713,193	22,729,579	813,891
Debt principal retirement	10,416,927	12,561,979	10,274,356	9,838,077
Debt interest and fiscal charges	2,807,979	4,995,194	4,614,688	5,004,920
Bond issuance costs	-	-	-	-
Capital outlay	18,738,504	17,223,147	16,101,964	17,340,901
<b>Total expenditures</b>	<b>308,177,840</b>	<b>354,592,398</b>	<b>358,062,459</b>	<b>408,703,685</b>
<b>Revenues over (under) expenditures</b>	<b>50,110,472</b>	<b>(559,201)</b>	<b>(7,154,466)</b>	<b>4,092,374</b>
<b>Other Financing Sources (Uses)</b>				
Issuance of bonds, notes and other long-term liabilities	300,199	-	18,744,357	5,190,384
Issuance of refunding debt	-	-	-	-
Payment to refunded bond escrow agent	-	-	-	-
Premium on issuance of long-term debt	-	-	3,673,218	-
Proceeds from sale of capital assets	691,606	480,598	345,125	489,327
Transfers in	60,844,840	73,188,643	79,082,626	79,445,438
Transfers out	(71,064,840)	(73,388,643)	(79,282,626)	(76,007,338)
<b>Total other financing sources (uses)</b>	<b>(9,228,195)</b>	<b>280,598</b>	<b>22,562,700</b>	<b>9,117,811</b>
<b>Net Change in Fund Balances</b>	<b>\$ 40,882,277</b>	<b>\$ (278,603)</b>	<b>\$ 15,408,234</b>	<b>\$ 13,210,185</b>
<b>Debt Service as a Percentage of</b>				
Noncapital Expenditures	4.62%	5.23%	4.35%	3.79%

Effective beginning with the September 30, 2023 fiscal year end, the County changed its fiscal year end from December 31 to September 30.

**Table 4**

December 31,					
2019	2018	2017	2016	2015	2014
\$ 156,237,265	\$ 144,220,328	\$ 138,620,627	\$ 125,254,523	\$ 123,219,119	\$ 114,062,333
1,049,928	988,465	920,977	853,858	2,619,680	2,169,687
77,265,050	67,734,097	67,787,833	63,986,277	69,551,746	60,763,335
54,057,789	51,591,122	30,714,783	27,317,220	25,697,103	23,788,612
2,126,338	916,355	956,362	1,277,683	725,444	634,117
3,585,051	2,224,166	1,209,495	737,968	425,839	383,895
13,012,705	11,917,808	27,144,737	26,269,177	26,873,997	22,505,656
11,912,974	12,420,580	15,208,357	15,223,272	15,982,293	15,986,979
319,247,100	292,012,921	282,563,171	260,919,978	265,095,221	240,294,614
33,495,272	32,085,439	40,622,907	39,351,341	39,791,579	39,429,914
85,587,751	81,106,209	79,877,862	74,745,204	71,789,412	69,129,351
82,914,380	77,226,809	76,209,699	73,343,748	81,767,800	68,130,806
16,264,910	15,111,676	14,547,986	7,118,024	7,208,482	6,940,088
42,277,630	39,836,275	35,159,912	32,728,314	34,426,661	31,392,404
11,067,526	14,173,344	12,558,039	11,664,297	13,104,272	11,538,115
683,478	664,910	-	-	-	-
9,609,810	9,579,810	8,802,790	8,397,930	8,146,537	6,982,041
5,640,602	6,345,678	6,604,132	5,635,575	5,414,587	5,616,405
158,579	-	400,679	255,195	-	112,548
15,803,300	22,694,142	25,584,314	16,016,864	8,678,718	7,325,207
303,503,238	298,824,292	300,368,320	269,256,492	270,328,048	246,596,879
15,743,862	(6,811,371)	(17,805,149)	(8,336,514)	(5,232,827)	(6,302,265)
-	-	21,930,000	20,675,000	4,724,050	4,697,811
18,850,000	-	22,780,000	-	-	4,460,000
(21,974,683)	-	(26,500,894)	-	-	(4,860,748)
3,396,362	-	7,153,728	4,823,670	-	443,943
337,042	5,376,574	50,000	349,924	287,389	185,844
69,491,389	61,316,876	53,159,368	48,824,626	57,414,419	48,823,589
(65,891,389)	(57,521,877)	(49,059,368)	(45,224,626)	(48,955,688)	(43,618,038)
4,208,721	9,171,573	29,512,834	29,448,594	13,470,170	10,132,401
\$ 19,952,583	\$ 2,360,202	\$ 11,707,685	\$ 21,112,080	\$ 8,237,343	\$ 3,830,136
5.32%	5.62%	5.42%	5.49%	5.21%	5.29%

## COUNTY OF KENT, MICHIGAN

### Assessed and Estimated Actual Value of Taxable Property Last Ten Fiscal Years (Unaudited)

Fiscal Year	Real Property				
	Agricultural	Commercial	Industrial	Residential	Developmental
12/31/2014	\$ 327,526,500	\$ 4,255,861,650	\$ 1,082,395,400	\$ 13,999,731,225	\$ -
12/31/2015	340,968,100	4,407,074,300	1,127,884,700	15,094,776,165	-
12/31/2016	349,792,700	4,662,215,500	1,158,645,200	16,306,359,600	992,100
12/31/2017	359,750,646	5,105,513,010	1,210,706,400	17,638,777,919	-
12/31/2018	375,061,400	5,408,307,200	1,316,905,800	18,411,167,221	-
12/31/2019	382,120,000	5,911,965,222	1,438,231,200	20,119,508,050	-
12/31/2020	408,240,000	6,467,804,433	1,530,251,000	21,861,286,615	-
12/31/2021	422,897,800	6,853,645,300	1,683,738,300	23,471,075,720	-
12/31/2022	493,519,200	7,636,476,285	1,904,313,500	25,559,212,450	7,968,500
09/30/2023	519,705,500	8,529,422,100	2,185,543,000	29,028,785,077	8,270,800

<sup>(1)</sup> For taxes levied in 1995, and each year thereafter, the legislature shall provide for the taxable value of each parcel of property not to increase by more than the increase in the immediately preceding general price level (CPI), or 5%, whichever is less, until such time as ownership of the property is transferred. When ownership of the parcel is transferred, the parcel shall be assessed at the applicable proportion of the current true cash value.

<sup>(2)</sup> Includes tax-exempt property

<sup>(3)</sup> Includes taxes that have been abated (i.e. Renaissance Zones) and/or have been captured by other tax increment finance authorities.

According to State statute, taxable property is to be assessed at 50% of market value (State equalized assessed value)

Effective beginning with the September 30, 2023 fiscal year end, the County changed its fiscal year end from December 31 to September 30.

Source: Kent County Bureau of Equalization



**Table 5**

Personal Property	Total Taxable Value <sup>(1)</sup>	Total Assessed Value <sup>(2)</sup>	Total Estimated Actual Value <sup>(3)</sup>	Percentage of Assessed to Estimated Values	Percent Increase in Estimated Value Over Prior Year	County Direct Rate
\$ 1,945,821,829	\$ 20,353,174,066	\$ 21,611,336,604	\$ 43,453,665,525	49.73%	2.90%	5.6196
2,065,745,858	20,989,594,390	23,036,449,123	46,369,630,278	49.68%	6.71%	5.6196
1,651,410,955	21,119,691,880	24,129,416,055	48,495,297,813	49.76%	4.58%	6.0596
1,599,663,700	21,838,346,564	25,914,411,675	52,131,927,299	49.71%	7.50%	6.0518
1,620,522,000	22,889,416,524	27,131,963,621	54,515,199,465	49.77%	4.57%	6.2947
1,650,256,100	24,219,497,487	29,502,080,572	59,255,353,533	49.79%	8.70%	6.2584
1,641,479,841	25,416,817,753	31,909,061,889	64,169,554,816	49.73%	8.29%	6.2100
1,662,253,730	26,557,114,520	34,093,610,850	68,594,577,537	49.70%	6.90%	6.1521
1,703,616,000	28,418,785,125	37,305,105,935	74,992,055,368	49.75%	9.33%	6.0971
1,707,196,700	30,864,710,022	41,978,923,177	84,448,956,134	49.71%	12.61%	6.0971

## COUNTY OF KENT, MICHIGAN

### Property Tax Rates (\$1 per \$1,000 of Taxable Value) - Direct and Overlapping Governments Last Ten Fiscal Years (Unaudited)

	Year Taxes Are Payable			
	September 30,	December 31,		
	2023	2022	2021	2020
<b>County Direct Rates:</b>				
Allocated Operating	4.1310	4.1310	4.1850	4.2243
Correctional Facility	0.7546	0.7546	0.7645	0.7717
Senior Services	0.5000	0.5000	0.4842	0.4888
Veterans Services	0.0500	0.0500	0.0482	0.0487
Zoo/Museum	0.4206	0.4206	0.4261	0.4301
Ready by Five	0.2409	0.2409	0.2441	0.2464
<b>Total County Direct Rate</b>	<b>6.0971</b>	<b>6.0971</b>	<b>6.1521</b>	<b>6.2100</b>
<b>City Rates:</b>				
Cedar Springs	18.6493	19.3639	18.9913	19.0335
East Grand Rapids	14.3355	14.3796	14.4792	14.8250
Grand Rapids	9.0325	8.8331	8.9950	8.8070
Grandville	11.0500	11.0500	11.0500	11.0500
Kentwood	10.4780	9.4780	9.5459	9.6066
Lowell	15.9476	15.9259	15.9281	15.9335
Rockford	12.9000	12.9000	12.9000	12.9000
Walker	1.3360	1.3360	1.3360	1.3360
Wyoming	13.2404	11.7404	11.8947	11.9788
<b>Township Rates</b>	<b>.7360-4.8372</b>	<b>.7360-4.8372</b>	<b>.7476-4.8749</b>	<b>.7501-4.9016</b>
<b>Village Rates</b>	<b>7.9440-17.5499</b>	<b>7.9440-17.7150</b>	<b>7.9440-18.2118</b>	<b>7.9440-18.4054</b>
District Library	1.1000	1.2355	1.2484	1.2581
Interurban Transit Partnership	1.4074	1.4074	1.4308	1.4457
Rockford DDA	1.8030	1.9603	1.8030	1.9226
Ada DDA	1.9603	1.9060	1.9724	1.9724
<b>School Districts<sup>(1)</sup></b>	<b>1.7085-34.8730</b>	<b>1.7085-34.8230</b>	<b>1.7307-35.0535</b>	<b>1.7472-33.4633</b>

<sup>(1)</sup> Includes Community Colleges and Intermediate School Districts

Effective beginning with the September 30, 2023 fiscal year end, the County changed its fiscal year end from December 31 to September 30.

Source: Kent County Bureau of Equalization

**Table 6**

Year Taxes Are Payable					
December 31,					
2019	2018	2017	2016	2015	2014
4.2571	4.2803	4.2803	4.2803	4.2803	4.2803
0.7777	0.7828	0.7859	0.7893	0.7893	0.7893
0.4926	0.4958	0.4978	0.5000	0.5000	0.5000
0.0491	0.0495	0.0497	0.0500	0.0500	0.0500
0.4335	0.4363	0.4381	0.4400	0.0000	0.0000
0.2484	0.2500	0.0000	0.0000	0.0000	0.0000
6.2584	6.2947	6.0518	6.0596	5.6196	5.6196
16.4414	16.4414	16.3414	16.3214	16.3214	16.3214
14.9649	15.2157	15.6146	15.8366	16.0791	14.2891
8.9011	8.9710	9.0258	9.1166	9.1515	9.1518
11.0500	11.0500	10.3000	10.3000	10.3000	10.3000
9.6066	9.6066	9.6066	9.6066	9.6066	9.6066
15.9423	15.9423	15.9423	15.9424	15.9424	15.9424
12.9000	12.9000	12.9000	10.9000	10.9000	10.9000
1.3360	1.3360	1.3360	1.3360	1.3360	1.3360
12.0309	12.1192	12.1192	11.9073	11.9073	11.9073
.7100-4.1953	.7100-4.1953	.7100-4.1977	.7100-4.2000	.7100-3.7000	.7100-3.5244
7.9440-18.4561	7.9440-18.4561	7.9440-18.1761	6.4440-19.6261	6.4440-19.6261	6.4440-19.6261
1.2661	1.2733	1.2774	1.2800	1.2800	1.2800
1.4556	1.4658	1.4632	1.4688	1.4700	1.4700
1.9226	1.9271	1.9351	1.9628	1.9942	2.0000
1.9724	1.9940	0.0000	0.0000	0.0000	0.0000
1.7606-33.5116	1.7716-32.5282	1.7788-32.5476	1.7865-38.5476	1.7865-38.5876	1.7865-37.1176

## COUNTY OF KENT, MICHIGAN

### Profile of Ten Largest Ad Valorem Taxpayers Current Year and Nine Years Ago (Unaudited)

Taxpayer	Principal Product or Service	2023 Taxable Valuation	Rank	Percent of 2023 Taxable Valuation
Consumers Energy	Public utility	\$ 459,547,389	1	1.49%
DTE Energy/Gas Co.	Utility	200,410,665	2	0.65%
Amway Corp/Alticor	Household products	186,651,755	3	0.60%
Meijer / Goodwill / Co	Retail sales	137,653,088	4	0.45%
Amazon.com Services LLC	E-commerce	107,373,053	5	0.35%
Continental Fund LLC/VA7	Apartments/housing	86,447,752	6	0.28%
PR Woodland LP	Retail shopping center	80,878,642	7	0.26%
Holland Home	Senior citizens residence	60,245,671	8	0.20%
Steelcase, Inc.	Office equipment/furniture	60,085,331	9	0.19%
TEG	Apartments/housing	57,509,820	10	0.19%
Keebler Company	Food distributor/retailer			
Foremost Insurance	Insurance			
Spectrum Health Hospitals	Healthcare services			
		\$ 1,436,803,166		4.66%

Source: County of Kent

**Table 7**

---

2014 Taxable Valuation	Rank	Percent of 2014 Taxable Valuation
\$ 270,824,013	1	1.33%
106,463,277	4	0.52%
199,377,375	2	0.98%
110,728,493	3	0.54%
60,046,701	7	0.30%
43,516,831	10	0.21%
82,532,174	5	0.41%
45,732,536	8	0.22%
44,042,773	9	0.22%
68,271,842	6	0.34%
<hr/> <b>\$ 1,031,536,015</b>		<b>5.07%</b>

## COUNTY OF KENT, MICHIGAN

### Property Taxes, Levies and Collections Last Ten Fiscal Years (Unaudited)

Tax Year	Fiscal Year	Total Tax Levy <sup>(1)</sup>	Current Tax Collections <sup>(2)</sup>	Percent of Levy Collected Current	Delinquent Tax Collections
2014	12/31/2015	\$ 113,079,325	\$ 106,850,820	94.49%	\$ 6,227,497
2015	12/31/2016	117,005,336	109,543,141	93.62%	7,461,159
2016	12/31/2017	127,153,181	118,842,367	93.46%	8,309,397
2017	12/31/2018	131,664,667	123,510,169	93.81%	8,152,302
2018	12/31/2019	143,744,229	134,267,071	93.41%	9,472,907
2019	12/31/2020	150,915,274	140,644,952	93.20%	10,261,555
2020	12/31/2021	156,505,188	145,555,517	93.00%	10,897,691
2021	12/31/2022	162,803,831	151,340,957	92.96%	10,240,459
2022	09/30/2023	172,932,520	160,627,921	92.89%	4,727,491
2023	09/30/2024	122,545,390	118,836,129	96.97%	-

<sup>(1)</sup> The levy does not include taxes from Sections 198 and 255 property.

<sup>(2)</sup> Balance on March 1st of each 12/31 Fiscal Year and balance on November 30th of each 9/30 fiscal year.

Effective beginning with the September 30, 2023 fiscal year end, the County changed its fiscal year end from December 31 to September 30.

**Table 8**

	Total Tax Collections	Total Collections As Percent of Current Levy	Outstanding Delinquent Taxes	Outstanding Delinquent as Percent of Current Levy
\$	113,078,317	100.00%	\$ 1,008	0.00%
	117,004,300	100.00%	1,036	0.00%
	127,151,764	100.00%	1,417	0.00%
	131,662,471	100.00%	2,196	0.00%
	143,739,978	100.00%	4,251	0.00%
	150,906,507	99.99%	8,767	0.01%
	156,453,208	99.97%	51,980	0.03%
	161,581,416	99.25%	1,222,415	0.75%
	165,355,412	95.62%	7,577,108	4.38%
	118,836,129	96.97%	3,709,261	3.03%

**COUNTY OF KENT, MICHIGAN**

Ratio of Outstanding Debt by Type  
Last Ten Fiscal Years  
(Unaudited)

Fiscal Year	Governmental Activities <sup>(1)</sup>					Business-type Activities			
	General	Contracts Payable	Leases	SBITAs	Revenue Bonds	General	Delinquent		Leases
	Obligation Debt					Obligation Debt	Tax Notes		
12/31/2014	\$ 115,818,825	\$ 1,237,827	\$ -	\$ -	\$ 175,527,055	\$ 10,454,860	\$ 26,408,586	\$ -	-
12/31/2015	108,818,005	4,455,340	-	-	190,200,516	9,322,790	24,640,935	-	-
12/31/2016 <sup>(2)</sup>	126,940,166	2,932,410	-	-	-	8,810,721	22,917,827	-	-
12/31/2017	143,791,730	1,889,620	-	-	-	8,705,151	21,701,452	-	-
12/31/2018	134,090,708	944,810	-	-	-	8,074,757	20,148,301	-	-
12/31/2019	122,072,670	-	-	-	-	7,419,363	20,229,678	-	-
12/31/2020	111,908,485	4,152,307	-	-	-	6,796,038	20,338,299	-	-
12/31/2021	123,309,913	3,477,308	-	-	-	6,152,713	20,381,941	-	-
12/31/2022	111,141,489	2,381,264	162,222	2,697,779	-	5,484,388	17,318,367	65,360	-
09/30/2023	101,202,671	260,576	355,046	1,533,524	-	5,421,894	12,830,000	759,663	-

<sup>(1)</sup> Includes information from blended component units

<sup>(2)</sup> Effective July 1, 2016, operations of the Kent County Airport were transferred to a legally-separate authority. The Authority is reported as a discretely-presented component unit and is not included in the table above.

Effective beginning with the September 30, 2023 fiscal year end, the County changed its fiscal year end from December 31 to September 30.

N/A Data is Not Available



**Table 9**

---

Total Primary Government	Percentage of Personal Income	Per Capita
\$ 329,447,153	1.12%	\$ 523.57
337,437,586	1.09%	530.25
161,601,124	0.51%	251.65
176,087,953	0.52%	271.49
163,258,576	0.46%	249.71
149,721,711	0.42%	227.90
143,195,129	0.38%	217.39
153,321,875	0.38%	233.00
139,250,869	0.32%	211.28
122,363,374	N/A	185.66

---

## COUNTY OF KENT, MICHIGAN

### Ratio of Net General Bonded Debt to Estimated Actual Value and Net General Bonded Debt Per Capita Last Ten Fiscal Years (Unaudited)

Fiscal Year	Population <sup>(1)</sup>	Estimated Actual Value in (000's)	Gross Bonded Debt	Debt Payable By Others	Net General Bonded Debt
12/31/2014	629,237	\$ 43,453,666	\$ 328,209,326	\$ 212,390,501	\$ 115,818,825
12/31/2015	636,369	46,369,630	332,982,246	224,164,241	108,818,005
12/31/2016	642,173	48,495,298	158,668,714	31,728,548	126,940,166
12/31/2017	648,594	52,131,927	174,198,333	30,406,603	143,791,730
12/31/2018	653,786	54,515,199	162,313,766	28,223,058	134,090,708
12/31/2019	656,955	59,255,354	149,721,711	27,649,041	122,072,670
12/31/2020	658,708	64,169,555	139,042,822	27,134,337	111,908,485
12/31/2021	658,046	68,594,578	149,844,567	48,470,614	101,373,953
12/31/2022	659,083	74,992,055	133,944,244	42,760,167	91,184,077
09/30/2023	659,083	84,448,956	119,454,565	36,389,145	83,065,420

<sup>(1)</sup> Source: U.S. Census Bureau

<sup>(2)</sup> This balance includes debt being repaid from general resources.

<sup>(3)</sup> This balance excludes restricted assets from the business-type activities as the amounts will not be used to liquidate general bonded debt.

Effective beginning with the September 30, 2023 fiscal year end, the County changed its fiscal year end from December 31 to September 30.

**Table 10**

Debt Service Funds Available <sup>(3)</sup>	Net Bonded Debt <sup>(2)</sup>	Ratio of Net Bonded Debt to Estimated Actual Value	Net Bonded Debt Per Capita
\$ 50,267	\$ 115,768,558	0.27%	\$ 183.98
51,369	108,766,636	0.23%	170.92
55,841	126,884,325	0.26%	197.59
601,900	143,189,830	0.27%	220.77
612,692	133,478,016	0.24%	204.16
-	122,072,670	0.21%	185.82
-	111,908,485	0.17%	169.89
-	101,373,953	0.15%	154.05
-	91,184,077	0.12%	138.35
-	83,065,420	0.10%	126.03

## COUNTY OF KENT, MICHIGAN

Computation of Direct and Overlapping Debt  
September 30, 2023  
(Unaudited)

### DEBT STATEMENT

The following table reflects a breakdown of the County's direct and overlapping debt as of September 30, 2023.

Bonds designated as LTGO are limited tax pledge bonds or notes.

Direct Debt	Gross	Self Supporting or Portion Paid by Benefitting Municipality	Net	Per Capita	Percent of Estimated Actual Value
CIP Bond Series	\$ 70,635,109	\$ 28,743,618	\$ 41,891,491		
Contracts Payable	260,576	-	260,576		
Leases	355,046	-	355,046		
SBITAs	1,533,524	-	1,533,524		
Kent County Building Authority (LTGO)	12,430,311	3,251,769	9,178,542		
Michigan Transportation Fund Bonds	18,137,251	18,137,251	-		
<b>Total Direct Debt</b>	<b>\$ 103,351,817</b>	<b>\$ 50,132,638</b>	<b>\$ 53,219,179</b>	<b>\$ 156.81</b>	<b>0.12%</b>
<b>County Overlapping Debt<sup>(1) (2)</sup></b>					
Cities, Villages and Townships	\$ 229,341,202		\$ 229,341,202		
School Districts	1,852,727,951		1,852,727,951		
Community College and Intermediate School Districts	20,930,697		20,930,697		
<b>Total Overlapping Debt</b>	<b>\$ 2,102,999,850</b>		<b>\$ 2,102,999,850</b>	<b>\$ 3,190.80</b>	<b>2.49%</b>
<b>Total County Direct Debt and Overlapping Debt</b>	<b>\$ 2,206,351,667</b>	<b>\$ 50,132,638</b>	<b>\$ 2,156,219,029</b>	<b>\$ 3,347.61</b>	<b>2.61%</b>

<sup>(1)</sup> Overlapping debt is the portion of other public debt for which a County taxpayer is liable in addition to the Direct Debt of the County. It is calculated based on the local unit's proportionate share of real property taxable values.

<sup>(2)</sup> Outstanding balances are reported as of September 30, 2023

**This page intentionally left blank.**

## COUNTY OF KENT, MICHIGAN

### Computation of Legal Debt Margin for General Obligation Bonds Last Ten Fiscal Years (Unaudited)

Constitutional Debt Limitation

Article VII, Section 6 of the Michigan Constitution states: "No County shall incur any indebtedness which shall increase its total debt beyond 10% of its assessed valuation."

Statement of Legal Debt Margin	September 30,		December 31,	
	2023	2022	2021	2020
State Equalized Valuation	\$ 41,978,923,177	\$ 37,305,105,935	\$ 34,093,610,850	\$ 31,909,061,889
Legal Debt Limit (10% of SEV)	4,197,892,318	3,730,510,594	3,409,361,085	31,190,906,189
Debt Outstanding	346,267,325	359,452,325	385,805,856	293,566,425
Margin of additional debt which could be incurred subject to debt limit	\$ 3,851,624,993	\$ 3,371,058,269	\$ 3,023,555,229	\$ 2,897,339,764
Percentage of debt outstanding to SEV	0.82%	0.96%	1.13%	0.92%

Effective beginning with the September 30, 2023 fiscal year end, the County changed its fiscal year end from December 31 to September 30.

Source: County of Kent

**Table 12**

---

December 31,					
2019	2018	2017	2016	2015	2014
\$ 29,502,080,572	\$ 27,131,963,621	\$ 25,914,411,675	\$ 24,129,416,055	\$ 23,036,449,123	\$ 21,611,336,604
2,950,208,057	2,713,196,362	2,591,441,168	2,412,941,606	2,303,644,912	2,161,133,660
314,606,601	341,085,551	364,750,203	368,252,897	360,196,633	374,926,731
\$ 2,635,601,456	\$ 2,372,110,811	\$ 2,226,690,965	\$ 2,044,688,709	\$ 1,943,448,279	\$ 1,786,206,929
1.07%	1.26%	1.41%	1.53%	1.56%	1.73%

---

## COUNTY OF KENT, MICHIGAN

### Demographic Statistics Last Ten Fiscal Years (Unaudited)

Fiscal Year	Population <sup>(1)(2)</sup>	Personal Income Thousands of Dollars <sup>(2)</sup>	Per Capita Income <sup>(2)</sup>	School Enrollment <sup>(3), (5)</sup>	Unemployment <sup>(4)</sup>
12/31/2014	629,237	\$ 29,328,952	\$ 46,610	109,106	4.9%
12/31/2015	636,369	30,861,524	48,496	108,981	3.6%
12/31/2016	642,173	31,850,853	49,599	108,768	3.4%
12/31/2017	648,594	33,597,704	51,801	108,708	3.5%
12/31/2018	653,786	35,262,035	53,935	108,376	3.0%
12/31/2019	656,955	35,255,155	53,664	106,176	2.9%
12/31/2020	658,708	37,807,976	57,397	106,293	7.6%
12/31/2021	658,046	40,701,778	61,852	104,424	4.7%
12/31/2022	659,083	44,142,240	66,975	102,993	3.5%
09/30/2023	659,083	N/A	N/A	102,940	3.4%

<sup>(1)</sup> Source: U.S. Census Bureau

<sup>(2)</sup> Source: Bureau of Economic Analysis (for years without a census)

<sup>(3)</sup> Source: Michigan Department of Education (Fourth Friday Count)

<sup>(4)</sup> Source: Michigan Bureau of Labor Market Information and Strategic Initiatives

<sup>(5)</sup> Source: Michigan Department of Education-Kent ISD State Aid Financial Status Report for years 2014 and forward

Effective beginning with the September 30, 2023 fiscal year end, the County changed its fiscal year end from December 31 to September 30.

N/A Data is Not Available



**This page intentionally left blank.**

## COUNTY OF KENT, MICHIGAN

### Principal Employers Current and Nine Years Ago (Unaudited)

September 30, 2023			
Employer	Employees <sup>(1)</sup>	Rank	Percentage of Total Employment
Spectrum Health	25,000	1	6.70%
Meijer, Inc.	10,340	2	2.77%
Mercy Health/St. Mary's Health	8,500	3	2.28%
Gordon Food Service	5,000	4	1.34%
Amway Corp./Alticor, Inc.	3,791	5	1.02%
Steelcase, Inc.	3,500	6	0.94%
Farmers Insurance Group	3,500	6	0.94%
Lacks Enterprises	3,000	8	0.80%
Grand Rapids Public Schools	2,800	9	0.75%
Hope Network	2,162	10	0.58%
Axios, Inc.			
Spartan Nash/Stores			
Fifth Third Bank			
Total	67,593		18.12%

<sup>(1)</sup> Source: The Right Place, Inc.

Effective beginning with the September 30, 2023 fiscal year end, the County changed its fiscal year end from December 31 to September 30.

**Table 14**

---

December 31, 2014		
Employees <sup>(1)</sup>	Rank	Percentage of Total Employment
21,300	1	6.35%
7,700	2	2.29%
6,600	3	1.97%
2,172	10	0.65%
4,000	5	1.19%
3,200	8	0.95%
4,000	5	1.19%
3,728	7	1.11%
4,176	4	1.24%
2,450	9	0.73%
59,326		17.67%

---

## COUNTY OF KENT, MICHIGAN

### Full-Time Equivalent Government Employees by Function/Program Last Ten Fiscal Years (Unaudited)

	September 30, 2023	2022	December 31, 2021	2020
<b>Function/Program</b>				
General Government:				
Administrator's Office	41	38	27	24
Bureau of Equalization	14	14	15	14
County Clerk	48	48	46	47
Drain Commissioner	6	6	6	6
Facilities Management	31	30	30	30
Fiscal Services	38	36	36	36
Human Resources	17	14	14	14
Information Technology	38	37	37	36
Kent/MSU Cooperative Extension	1	1	1	1
Prosecutor's Office - Criminal/Juvenile	62	59	59	59
Treasurer's Office	12	12	12	12
Public Safety:				
Sheriff's Department	659	621	627	621
Judicial:				
17th Circuit Court	233	232	227	230
63rd District Court	33	33	33	33
Community Corrections	1	1	2	2
Probate Court	22	16	15	15
Prosecutor's Office - Cooperative Reimbursement	19	20	20	18

**Table 15**

December 31,					
2019	2018	2017	2016	2015	2014
23	32	32	32	32	31
14	14	14	14	15	16
45	45	44	45	44	44
5	6	6	5	6	7
27	30	30	30	21	21
37	33	33	31	31	31
15	15	15	16	16	16
37	37	37	39	38	38
1	2	2	3	3	3
60	59	59	57	57	57
12	12	12	12	12	12
617	604	594	557	550	547
230	228	228	222	223	223
33	33	33	32	32	32
2	3	3	3	3	3
15	15	15	15	15	15
19	19	19	19	19	19

continued...

## COUNTY OF KENT, MICHIGAN

### Full-Time Equivalent Government Employees by Function/Program Last Ten Fiscal Years (Unaudited)

	September 30,	December 31,		
	2023	2022	2021	2020
<b>Community and Economic Development:</b>				
Community Development	7	5	5	5
Housing Commission	6	4	6	5
Lodging Excise Tax	1	1	1	1
<b>Cultural and Recreation:</b>				
John Ball Zoological Gardens	-	-	-	-
Parks	65	65	65	64
<b>Health and Welfare:</b>				
Child Care	164	160	154	145
Health Department	265	279	267	268
Veteran's Affairs Department	9	9	9	8
Community Action Agency <sup>(2)</sup>	34	31	26	28
<b>Enterprise Activities:</b>				
Aeronautics <sup>(1)</sup>	-	-	-	-
Public works	59	61	61	60
<b>Other:</b>				
Risk Management	1	1	1	1
<b>Total</b>	<b>1,886</b>	<b>1,834</b>	<b>1,802</b>	<b>1,783</b>

<sup>(1)</sup> Effective July 1, 2016, operations of the Kent County Airport were transferred to a legally-separate authority. The Authority is reported as a discretely-presented component unit and is not included in the table above.

<sup>(2)</sup> During 2017 an agreement with Area Community Services Employment & Training Council was executed to create a joined Community Action Agency within the County, adding employees to the County.

Effective beginning with the September 30, 2023 fiscal year end, the County changed its fiscal year end from December 31 to September 30.

Source: County of Kent

**Table 15**

December 31,					
2019	2018	2017	2016	2015	2014
4	6	6	6	4	5
4	4	4	4	5	4
1	1	1	2	2	2
-	-	-	-	-	47
64	64	63	59	57	57
146	132	132	133	132	132
254	247	245	240	245	244
8	7	7	7	7	3
23	21	21	-	-	-
-	-	-	-	99	99
60	54	54	54	53	52
1	1	1	1	1	1
1,757	1,729	1,721	1,638	1,722	1,761

concluded

## COUNTY OF KENT, MICHIGAN

### Operating Indicators by Function/Program Last Ten Fiscal Years (Unaudited)

Function/Program	September 30,	December 31,		
	2023	2022	2021	2020
<b>General Government:</b>				
County bond rating (Per S&P/Moody's)	AAA/Aaa	AAA/Aaa	AAA/Aaa	AAA/Aaa
Dollars saved or leveraged due to collaboration with other agencies	N/A	N/A	N/A(4)	N/A(4)
Number of programs or collaborative partnerships developed	N/A	N/A	N/A(4)	N/A(4)
General Fund cost per resident for all County services	\$ 260	\$ 302	\$ 290	\$ 278
Number of voter registrations processed	335	889	2,284	12,144
Number of invoices processed	41,736	60,530	64,820	54,562
Number of vehicles in County fleet	311	304	308	294
Number of tax receipts processed	11,685	34,877	15,192	14,973
General Fund investment income	\$ 5,076,526	\$ (2,213,634)	\$ 34,076	\$ 1,330,427
<b>Public Safety:</b>				
Percentage of 911 calls answered within 15 seconds	98%	98%	98%	98%
Percentage of 911 calls answered within 40 seconds	100%	100%	100%	100%
Neighborhood Watch satisfaction rating <sup>(1)</sup>	N/A	N/A	N/A	N/A
Number of School Resource Officers	17	14	13	13
<b>Judicial:</b>				
Number of case filings District Court trials	39	63	33	6
Amount of Restitution Awarded via the Crime Victims Compensation Board	\$ 163,886	\$ 247,313	\$ 189,196	\$ 207,729
<b>Community and Economic Development:</b>				
Percent of clients enrolled in financial literacy classes	N/A	N/A	N/A	N/A
Percent of clients enrolled in the Family Self Sufficiency program	15%	15%	14%	17%
Percent of participants who are referred to financial literacy and homeownership classes	100%	100%	100%	100%
Number of food boxes distributed to households	8,525	11,011	14,200	15,564



**Table 16**

December 31,						
2019	2018	2017	2016	2015	2014	
AAA/Aaa	AAA/Aaa	AAA/Aaa	AAA/Aaa	AAA/Aaa	AAA/Aaa	AAA/Aaa
N/A(4)	\$ 3,699,840	\$ 163,000	\$ 711,785	\$ 3,140,421	\$ 3,985,000	
N/A(4)	4	3	7	8	6	
\$ 275	\$ 260	\$ 252	\$ 254	\$ 253	\$ 255	
12,060	15,089	9,467	29,340	10,044	14,820	
57,258	58,693	57,402	60,578	62,448	61,542	
291	288	236	239	239	230	
16,637	17,255	19,812	20,186	22,306	22,937	
\$ 2,009,372	\$ 1,595,335	\$ 837,799	\$ 524,165	\$ 274,733	\$ 275,759	
96%	95%	94%	96%	97%	98%	
100%	100%	100%	100%	100%	100%	
N/A	N/A	N/A	N/A	N/A	4.8	
14	N/A	N/A	N/A	N/A	N/A	
37	47	50	62	88	112	
\$ 128,841	\$ 175,538	\$ 246,689	\$ 273,896	\$ 218,826	\$ 295,674	
N/A	N/A	N/A	N/A	N/A	20%	
17%	23%	24%	25%	24%	20%	
100%	100%	100%	100%	\$ 1	N/A	
15,180	N/A	N/A	N/A	N/A	N/A	

continued...

## COUNTY OF KENT, MICHIGAN

### Operating Indicators by Function/Program Last Ten Fiscal Years (Unaudited)

	September 30,	December 31,		
	2023	2022	2021	2020
<b>Cultural and Recreation:</b>				
Beach/splash pad attendance through SPLASH program	10,499	7,064	67	N/A
Total Millennium Park beach/splash pad attendance	90,539	92,678	90,174	91,780
Number of project collaborations with outside agencies	101	93	75	24
Number of Action Plan items completed from				
Parks Action Plan	9	9	12	9
Acres of park land acquired	253.72	38.24	247.80	1.00
<b>Health and Welfare:<sup>(2)</sup></b>				
Percent of children aged 19-35 months who are				
fully immunized	64%	64%	64%	65%
Number of children receiving Hearing/Vision screenings	80,942	82,000	60,222	72,180
Number of outreach programs participated in	N/A	N/A	N/A	N/A
<b>Enterprise Activities:</b>				
Airfield operations-takeoffs and landings <sup>(3)</sup>	N/A	N/A	N/A	N/A
Airline passengers <sup>(3)</sup>	N/A	N/A	N/A	N/A
General aviation: total based aircraft <sup>(3)</sup>	N/A	N/A	N/A	N/A
Number of households served/year	N/A	N/A	N/A	N/A
Solid waste landfilled (in tons)	236,027	306,803	312,672	275,874
Electricity sold (Mwh)	70,018	96,624	101,300	101,198
Tons of solid waste processed (Waste to Energy)	135,283	183,112	183,885	186,517
Recyclable materials processed (in tons)	29,012	31,285	33,850	28,336

<sup>(1)</sup> Five Point Scale

<sup>(2)</sup> Children within Kent County

<sup>(3)</sup> Effective July 1, 2016, operations of the Kent County Airport were transferred to a legally-separate authority. The Authority is reported as a discretely-presented component unit and is not included in the table above.

<sup>(4)</sup> Due to the COVID-19 crisis this data was not available for inclusion in the Annual Comprehensive Financial Report.

Effective beginning with the September 30, 2023 fiscal year end, the County changed its fiscal year end from December 31 to September 30.

N/A Data is Not Available

Source: County of Kent

Table 16

December 31,					
2019	2018	2017	2016	2015	2014
12,885	12,393	13,368	16,997	40,388	24,825
85,204	83,642	89,995	101,709	135,908	90,780
86	83	87	81	90	55
9	7	9	8	9	13
164.00	-	12.80	170.50	-	-
81%	82%	83%	82%	82%	82%
93,724	93,698	91,804	92,927	89,490	84,360
N/A	N/A	N/A	39	32	14
N/A	N/A	N/A	N/A	76,256	75,128
N/A	N/A	N/A	N/A	2,550,193	2,335,105
N/A	N/A	N/A	N/A	92	89
5,981	5,500	5,039	4,563	3,930	3,500
328,183	347,121	347,464	312,256	289,410	N/A
96,332	102,288	99,570	100,944	100,234	100,000
188,182	185,413	185,209	182,470	178,434	189,000
31,089	33,133	32,132	34,821	33,396	32,000

concluded

## COUNTY OF KENT, MICHIGAN

### Capital Asset Statistics by Function/Program Last Ten Fiscal Years (Unaudited)

	September 30, 2023	2022	December 31, 2021	2020
<b>Function/Program</b>				
General Government:				
Number of buildings	17	16	15	15
Video conferencing sites	2	2	2	2
Computer training facilities	1	1	1	1
Public Safety:				
Fire engines	16	16	16	15
Patrol vehicles/motorcycles	103	98	90	90
Jail	1	1	1	1
Sheriff's stations/substations	4	4	4	4
Communications towers	6	6	6	6
Video arraignment stations	11	11	11	11
Judicial:				
Video arraignment stations	48	48	48	48
Cultural and Recreation:				
Number of parks	42	42	42	42
Number of golf courses	1	1	1	1
Number of zoos	1	1	1	1
Acres of public space	7,603	7,349	7,322	7,381
Health and Welfare:				
Number of clinics	5	5	5	5
Enterprise Activities:				
Number of landfills	4	4	4	4
Number of recycling facilities	1	1	1	1
Airports <sup>(1)</sup>	-	-	-	-

<sup>(1)</sup> Effective July 1, 2016, operations of the Kent County Airport were transferred to a legally-separate authority. The Authority is reported as a discretely-presented component unit and is not included in the table above.

Effective beginning with the September 30, 2023 fiscal year end, the County changed its fiscal year end from December 31 to September 30.

Source: County of Kent

**Table 17**

December 31,					
2019	2018	2017	2016	2015	2014
15	15	15	15	15	14
2	2	2	2	2	2
1	1	1	1	1	1
15	15	15	15	16	16
90	89	82	70	70	68
1	1	1	1	1	1
4	4	4	4	5	6
6	7	7	7	7	7
8	8	8	8	8	8
48	48	49	53	53	53
42	42	42	42	42	42
1	1	1	1	1	1
1	1	1	1	1	1
7,077	6,923	6,921	6,906	6,735	6,708
5	5	5	5	5	5
4	4	4	4	4	4
1	1	1	1	1	1
-	-	-	-	1	1

