

STATE BOARD OF LAND COMMISSIONERS

October 15, 2024

Trust Land Revenue

Timber Sales

During September 2024, the Department of Lands sold eight endowment timber sales at auction. Six sales had competitive bidding. The net sale value represents a 26% up bid over the appraised value. One endowment timber sale did not sell at auction. Good Neighbor Authority (GNA) sold three sales all with competitive bidding. The net sale value represents a 55% up bid over the appraised value.

TIMBER SALE AUCTIONS								
Sale Name	Area	Sawlog MBF	Cedar Prod MBF	Pulp MBF	Appraised Net Value	Sale Net Value	Net \$/MBF	Purchaser
West Latour	MICA	6,190	0	0	\$1,024,004.00	\$1,054,889.40	\$170.42	PotlatchDeltic
Nelson Cranberry Cedar	CLW	1,600	0	0	\$570,623.00	\$570,623.00	\$356.64	Stella-Jones Corp
Burnt Rose	PON	4,005	0	0	\$510,515.00	\$533,430.00	\$133.19	IFG Timber LLC
Lovin Lacey Cedar	MC	3,840	155	0	\$1,602,907.50	\$1,884,907.50	\$471.82	Empire Lumber Co
Gulch Island Cedar	MC	1,895	30	0	\$316,221.00	\$351,029.00	\$182.35	Clearwater Paper Corp
Lively Alderaan Cedar	SJ	3,665	0	0	\$613,911.00	\$1,040,690.00	\$283.95	Stimson Lumber Co
Finns Elk	SJ	9,885	265	0	\$1,349,452.00	\$2,349,094.60	\$231.44	Stimson Lumber Co
Roman Beak Ton	POL	4,820	0	0	\$1,039,573.27	\$1,039,573.27	\$215.68	Stimson Lumber Co
Endowment		35,900	450	0	\$7,027,206.77	\$8,824,236.77	\$242.76	
Long Mountain GNA Ton	IPNF	10,500	0	0	\$1,152,585.60	\$1,637,177.60	\$155.92	IFG Timber LLC
Fan Bit GNA Ton	Nez-Clear	430	0	0	\$4,776.00	\$7,164.00	\$16.66	Go West Timber Mngt
Thorn GNA Ton	Pay	5,830	0	0	\$327,142.89	\$651,011.90	\$111.67	High Country Logging
Non-Endowment		16,760	0	0	\$1,484,504.49	\$2,295,353.50	\$136.95	

PROPOSED TIMBER SALES FOR AUCTION				
Sale Name	Volume MBF	Advertised Net Value	Area	Estimated Auction Date
North Operations				
Lindstrom GNA	4,970	\$742,557.06	Panhandle NF-GNA	10/15/2024
Big Creek	1,575	\$129,748.50	MICA-CAT	10/16/2024
Jumpin Jack Flat	5,315	\$1,229,559.00	Priest Lake	10/23/2024
Holy Cole Cedar	7,515	\$2,216,863.00	Ponderosa	10/28/2024
TOTALS	19,375	\$4,318,727.56		

PROPOSED TIMBER SALES FOR AUCTION continued				
Sale Name	Volume MBF	Advertised Net Value	Area	Estimated Auction Date
South Operations				
Great Scott Ton	4,445	\$376,318.20	Payette Lakes	10/22/2024
Point Cedar OSR	3,145	\$601,093.00	Clearwater	10/24/2024
Section 36 OSR	420	\$66,011.50	Maggie Creek	10/29/2024
White Doe Cedar	1,050	\$175,339.00	Clearwater	10/31/2024
Cedar Cabin	840	\$182,423.50	Clearwater	10/31/2024
TOTALS	9,900	\$1,401,185.20		

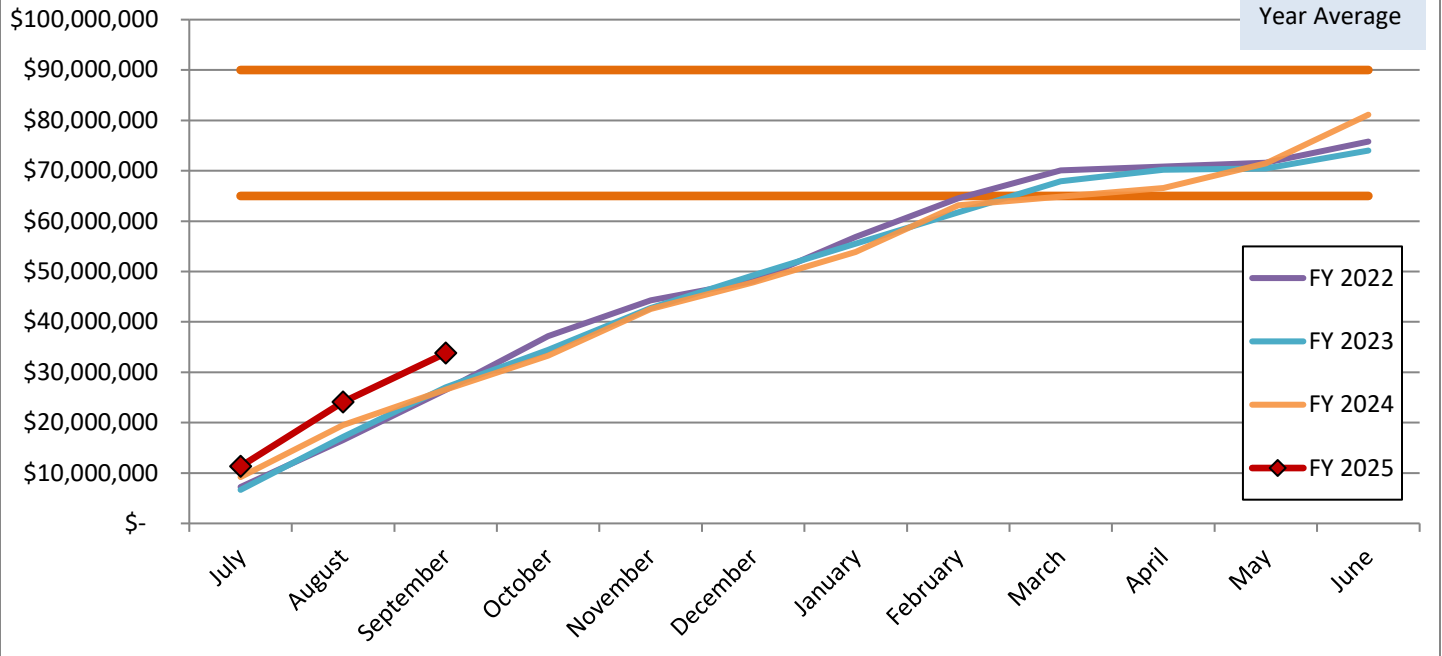
VOLUME UNDER CONTRACT as of September 30, 2024				
	Public School	Pooled	Total	3 Year Avg.
Active Contracts			165	176
Total Residual MBF Equivalent	334,028	163,301	497,329	515,122
Estimated residual value	\$90,874,772	\$44,836,303	\$135,711,075	\$147,731,334
Residual Value (\$/MBF)	\$272.06	\$274.56	\$272.88	\$286.79

	TIMBER HARVEST RECEIPTS				
	September		FY to date	October Projected	
	Stumpage	Interest	Harvest Receipts	Stumpage	Interest
Public School	\$ 6,405,196.41	\$ 697,812.96	\$ 19,678,411.44	\$ 4,744,877.55	\$ 503,767.18
Pooled	\$ 2,290,208.05	\$ 321,314.57	\$ 14,107,061.27	\$ 848,612.58	\$ 68,526.87
General Fund	\$ 1,155.12	\$ 70.29	\$ 1,705.91	\$ 1,932.24	\$ 117.76
TOTALS	\$ 8,696,559.58	\$ 1,019,197.82	\$ 33,787,178.62	\$ 5,595,422.37	\$ 572,411.81

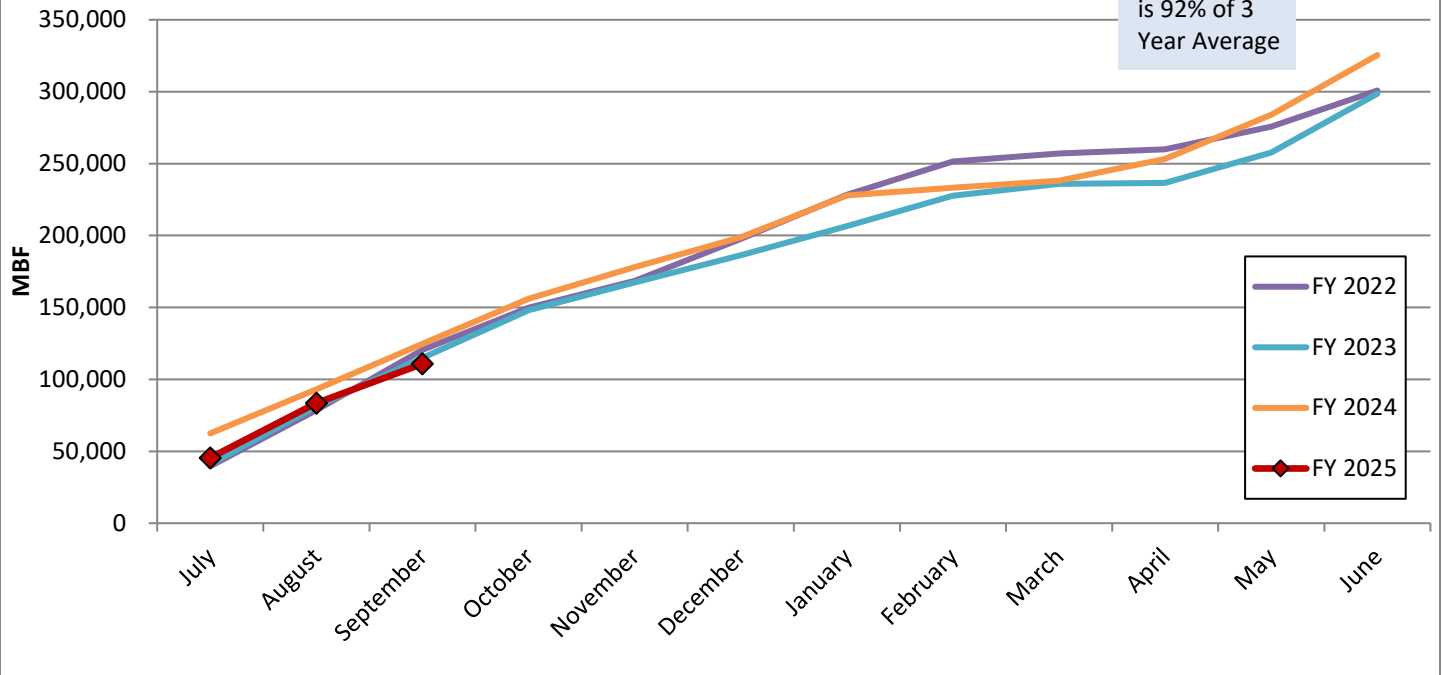
	Status of FY2025 Timber Sale Program					
	MBF Sawlog			Number Poles		
	Public School	Pooled	All Endowments	Public School	Pooled	All Endowments
Sold as of September 30, 2024	7,086	30,468	37,554	352	2,373	2,725
Currently Advertised	16,268	7,737	24,005	2,196	2,579	4,775
In Review	10,001	21,634	31,635	0	2,040	2,040
Did Not Sell*	0	0	0	0	0	0
TOTALS	33,355	59,839	93,194	2,548	6,992	9,540
FY2025 Sales Plan			328,000			20,000
Percent to Date			28%			48%

* After three attempts at auction.

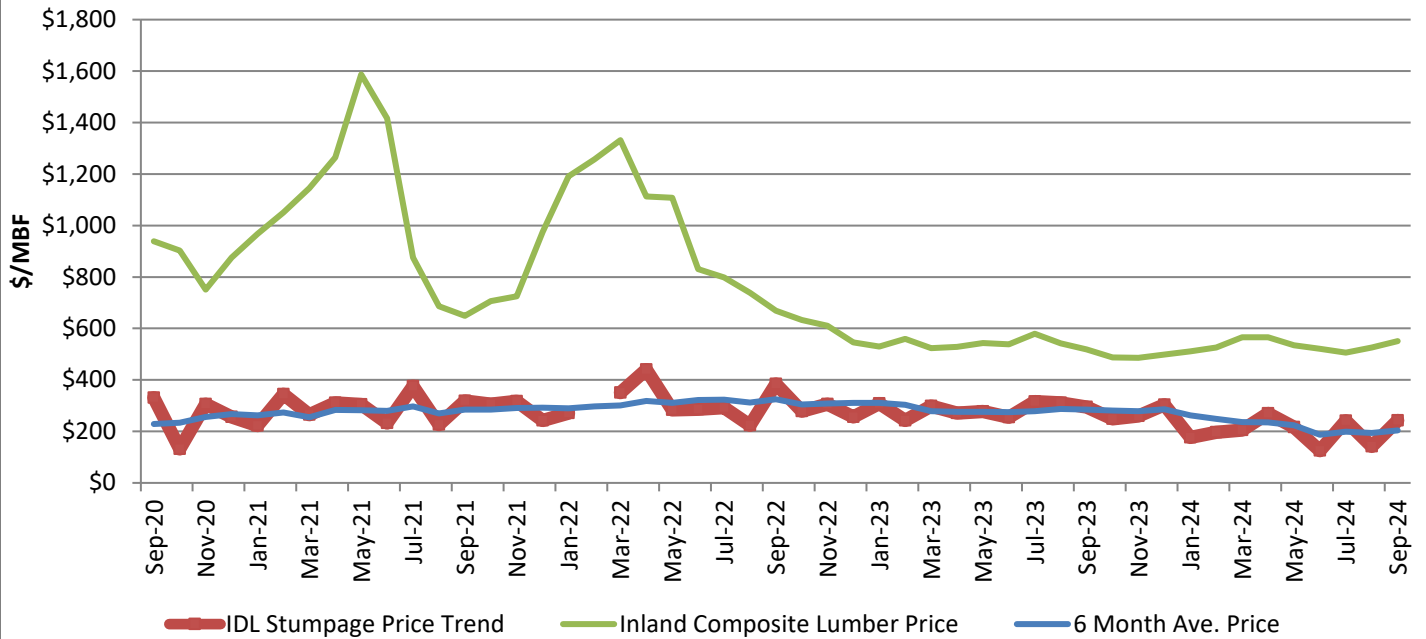
Cumulative Harvest Receipts



Cumulative Harvest Volume



Monthly Lumber and Stumpage Price



September 2024 6-month average price is \$204.45.

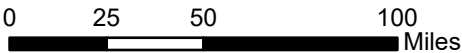
September 2023 6-month average price was \$285.40.

TIMBER SALES STATUS

October 15, 2024



- ▲ Supervisory Area Office
- ▭ Supervisory Area Boundary
- US Hwy
- Interstate Hwy
- ★ GNA, Not Sold
- ★ GNA, Proposed Sale
- ★ GNA, Sold Sale
- ★ State, Not Sold
- ★ State, Proposed Sale
- ★ State, Sold Sale



GIS Program 9/30/2024

