

**STATE BOARD OF LAND COMMISSIONERS**

January 16, 2024  
Trust Land Revenue

**Timber Sales**

During December 2023, the Department of Lands sold four endowment timber sales at auction. Three sales had competitive bidding. One endowment timber sale did not sell at auction. The net sale value represents a 9% up bid over the appraised value.

<b>TIMBER SALE AUCTIONS</b>								
Sale Name	Area	Sawlog MBF	Cedar Prod MBF	Pulp MBF	Appraised Net Value	Sale Net Value	Net \$/MBF	Purchaser
Sundance Kid	POL	4,900			\$1,499,923.50	\$ 1,499,923.50	\$306.11	Alta Forest Prod
Careywood Chop Cedar	POL	5,395			\$2,317,895.50	\$ 2,698,043.85	\$500.10	Alta Forest Prod
Bear Basin	MICA	6,095			\$1,099,534.50	\$ 1,115,724.75	\$183.06	PotlatchDeltic
School Section OSR Cedar	MC	3,420	40		\$ 627,382.00	\$ 706,888.00	\$204.30	IFG Timber LLC
<b>Endowment</b>		<b>19,810</b>	<b>40</b>	<b>0</b>	<b>\$5,544,735.50</b>	<b>\$ 6,020,580.10</b>	<b>\$303.30</b>	

<b>PROPOSED TIMBER SALES FOR AUCTION</b>				
Sale Name	Volume MBF	Advertised Net Value	Area	Estimated Auction Date
<b>North Operations</b>				
Smith Sandwich Cedar	7,815	\$ 1,233,833.00	SJ	1/10/2024
Tyson Cedar Salvage	2,530	\$ 664,217.50	SJ	1/10/2024
Huckleberry Grouse	6,770	\$ 839,338.50	SJ	1/18/2024
Retired Sawing Cedar	8,525	\$ 1,992,702.00	SJ	1/18/2024
Y Schwartz Cedar	5,120	\$ 1,533,942.00	POND	1/24/2024
Chicopee Cedar	2,810	\$ 833,799.00	PL	1/30/2024
<b>TOTALS</b>	<b>33,570</b>	<b>\$ 7,097,832.00</b>		
<b>South Operations</b>				
Lakefront Yard Cedar	4,675	\$ 655,184	CLWR	1/9/2024
Canyon Divide	5,505	\$ 611,249.50	CLWR	1/9/2024
Wild Howell	4,000	\$ 418,616	SW	1/11/2024
Meadow Handle Ton	9,435	\$ 1,050,408.52	PAY	1/16/2024
Cottonwood Heights	1,685	\$ 197,572.00	MC	1/23/2024
<b>TOTALS</b>	<b>25,300</b>	<b>\$ 2,933,030</b>		

**VOLUME UNDER CONTRACT as of December 31, 2023**

	Public School	Pooled	Total	3 Year Avg.
Active Contracts			<b>170</b>	172
Total Residual MBF Equivalent	360,300	167,416	<b>527,716</b>	537,468
Estimated residual value	\$105,736,173	\$54,185,932	<b>\$159,922,105</b>	\$145,200,002
Residual Value (\$/MBF)	\$293.47	\$323.66	<b>\$303.05</b>	\$270.16

**TIMBER HARVEST RECEIPTS**

	December		FY to date	January Projected	
	Stumpage	Interest	Harvest Receipts	Stumpage	Interest
<b>Public School</b>	\$ 2,965,092.66	\$ 310,989.48	\$ 30,914,528.17	\$ 3,405,483.44	\$ 298,957.66
<b>Pooled</b>	\$ 1,861,327.16	\$ 126,530.51	\$ 16,944,678.45	\$ 1,914,229.43	\$ 149,536.15
<b>General Fund</b>	\$ 0.15	\$ 0.00	\$ 5.33	\$ 0.15	\$ 0.00
<b>TOTALS</b>	\$ <b>4,826,419.97</b>	\$ <b>437,519.99</b>	\$ <b>47,859,211.95</b>	\$ <b>5,319,713.02</b>	\$ <b>448,493.81</b>

**Status of FY2023 Timber Sale Program**

	MBF Sawlog			Number Poles		
	Public School	Pooled	All Endowments	Public School	Pooled	All Endowments
Sold as of December 31, 2023	208,880	108,778	317,658	22,222	5,933	28,155
Currently Advertised	0	0	0	0	0	0
In Review	0	0	0	0	0	0
Did Not Sell*	8,390	0	8,390	0	0	0
<b>TOTALS</b>	<b>217,270</b>	<b>108,778</b>	<b>326,048</b>	<b>22,222</b>	<b>5,933</b>	<b>28,155</b>
FY2023 Sales Plan			326,000			20,000
Percent to Date			100%			141%

\* After three attempts at auction.

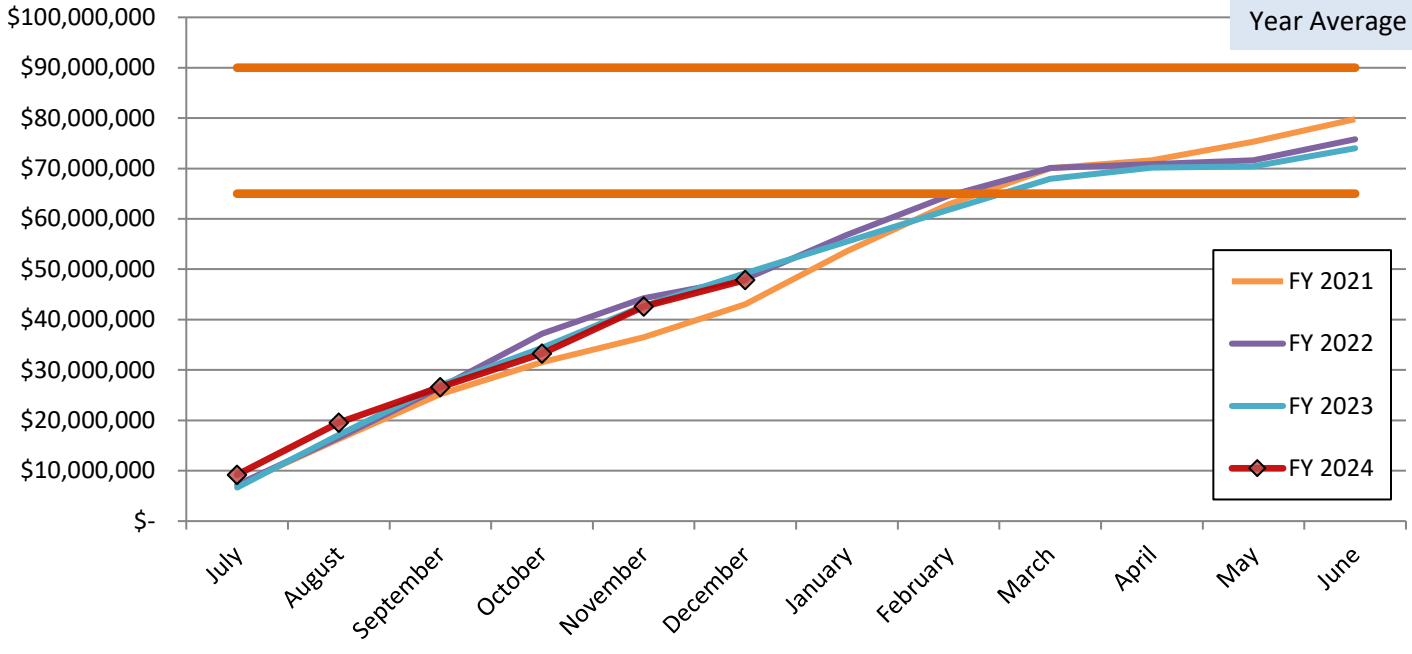
**Status of FY2024 Timber Sale Program**

	MBF Sawlog			Number Poles		
	Public School	Pooled	All Endowments	Public School	Pooled	All Endowments
Sold as of December 31, 2023	85,201	39,338	124,539	13,305	3,590	16,895
Currently Advertised	45,553	12,977	58,530	6,395	847	7,242
In Review	7,275	6,695	13,970	0	0	0
Did Not Sell*	0	0	0	0	0	0
<b>TOTALS</b>	<b>138,029</b>	<b>59,010</b>	<b>197,039</b>	<b>19,700</b>	<b>4,437</b>	<b>24,137</b>
FY2024 Sales Plan			328,000			20,000
Percent to Date			60%			121%

\* After three attempts at auction.

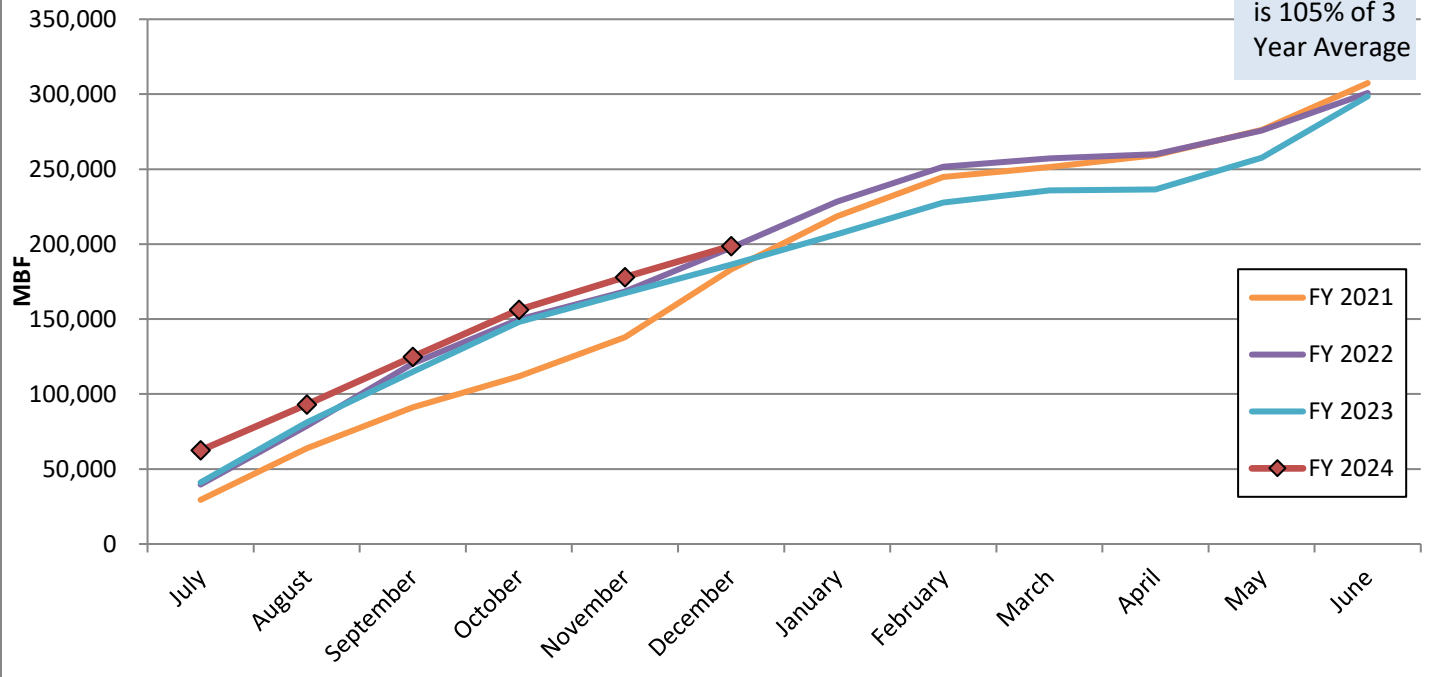
## Cumulative Harvest Receipts

Current FYTD is 102% of 3 Year Average

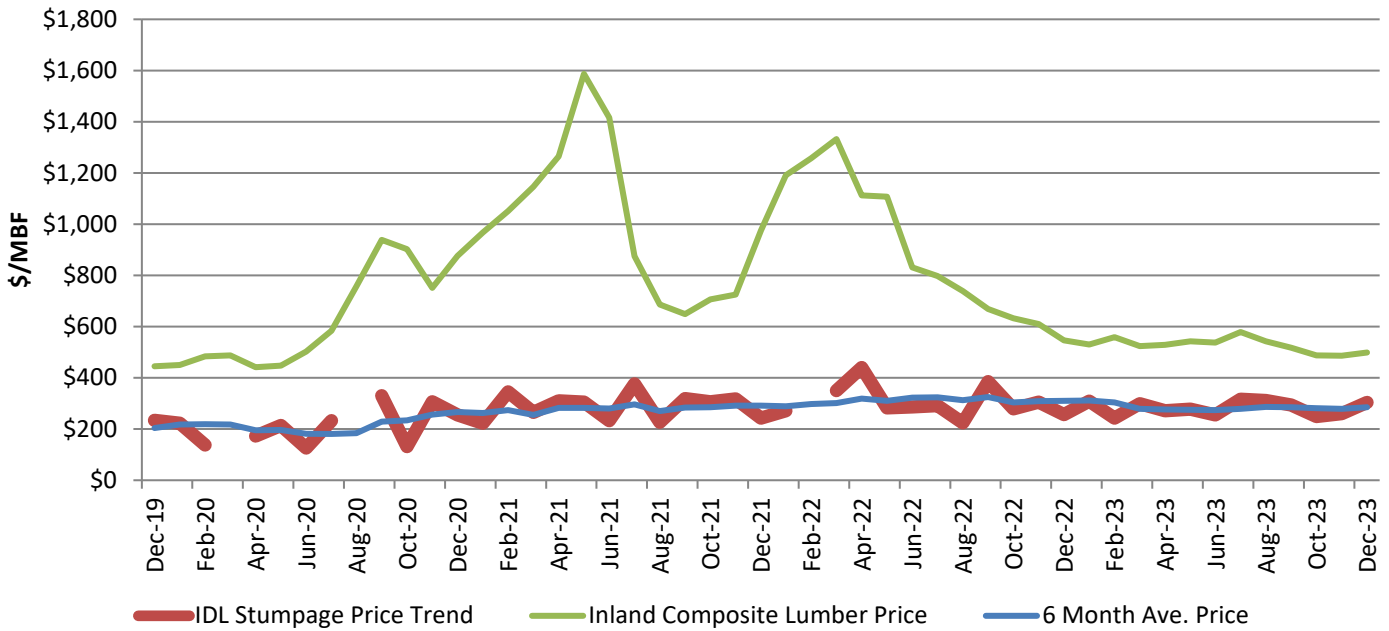


## Cumulative Harvest Volume

Current FYTD is 105% of 3 Year Average



## Monthly Lumber and Stumpage Price



December 2023 6-month average price is \$285.44.  
 December 2022 6-month average price was \$310.58.

# TIMBER SALES STATUS

January 16, 2024

