

## STATE BOARD OF LAND COMMISSIONERS

December 19, 2023

Trust Land Revenue

### Timber Sales

During November 2023, the Department of Lands sold five endowment timber sales at auction. Two sales had competitive bidding. Two endowment timber sales did not sell at auction. The net sale value represents a 9% up bid over the appraised value.

TIMBER SALE AUCTIONS								
Sale Name	Area	Sawlog MBF	Cedar Prod MBF	Pulp MBF	Appraised Net Value	Sale Net Value	Net \$/MBF	Purchaser
Dry Sky Ton	PAY	6,745			\$ 733,303.39	\$ 733,303.39	\$108.72	Tamarack Mill
Found In Space	MC	5,540	90		\$ 785,701.50	\$ 1,035,305.00	\$183.89	IFG Timber LLC
East Elmira Cedar	POL	3,970			\$ 1,422,173.50	\$ 1,870,855.00	\$471.25	Alta Forest Prod
Cougar Track	CLW	6,385			\$ 788,983.50	\$ 788,983.50	\$123.57	IFG Timber LLC
Benedict Cedar	POND	8,750			\$ 3,764,303.00	\$ 3,764,303.00	\$430.21	Stella-Jones Corp
Endowment		31,390	90	0	\$ 7,494,464.89	\$ 8,192,749.89	\$260.25	

PROPOSED TIMBER SALES FOR AUCTION				
Sale Name	Volume MBF	Advertised Net Value	Area	Estimated Auction Date
North Operations				
Sundance Kid	4,900	\$ 1,499,923.50	POL	12/19/2023
Careywood Chop Cedar	5,395	\$ 2,317,895.50	POL	12/19/2023
Boehls Cabeza	4,420	\$ 484,314.50	SJ	12/20/2023
Bear Basin	6,095	\$ 1,099,534.50	MICA	12/21/2023
TOTALS	20,810	\$ 5,401,668.00		
South Operations				
School Section OSR Cedar	3,460	\$ 627,382.00	MC	12/27/2023
TOTALS	3,460	\$ 627,382.00		

VOLUME UNDER CONTRACT as of November 30, 2023				
	Public School	Pooled	Total	3 Year Avg.
Active Contracts			173	174
Total Residual MBF Equivalent	363,830	174,344	538,174	534,291
Estimated residual value	\$107,923,498	\$55,291,878	\$163,215,376	\$142,123,085
Residual Value (\$/MBF)	\$296.63	\$317.14	\$303.28	\$266.00

	TIMBER HARVEST RECEIPTS				
	November		FY to date	December Projected	
	Stumpage	Interest	Harvest Receipts	Stumpage	Interest
<b>Public School</b>	\$ 5,678,298.85	\$ 548,166.85	\$ 27,638,446.03	\$ 3,245,231.45	\$ 320,994.82
<b>Pooled</b>	\$ 2,917,785.64	\$ 179,464.41	\$ 14,956,820.78	\$ 1,884,015.96	\$ 126,555.90
<b>General Fund</b>	\$ 0.66	\$ 0.00	\$ 5.18	\$ 0.66	\$ 0.00
<b>TOTALS</b>	<b>\$ 8,596,085.15</b>	<b>\$ 727,631.26</b>	<b>\$ 42,595,271.99</b>	<b>\$ 5,129,248.07</b>	<b>\$ 447,550.72</b>

Status of FY2023 Timber Sale Program						
	MBF Sawlog			Number Poles		
	Public School	Pooled	All Endowments	Public School	Pooled	All Endowments
Sold as of November 30, 2023	208,880	108,778	317,658	22,222	5,933	28,155
Currently Advertised	4,420	0	4,420	0	0	0
In Review	0	0	0	0	0	0
Did Not Sell*	3,970	0	3,970	0	0	0
<b>TOTALS</b>	<b>217,270</b>	<b>108,778</b>	<b>326,048</b>	<b>22,222</b>	<b>5,933</b>	<b>28,155</b>
FY2023 Sales Plan			326,000			20,000
Percent to Date			100%			141%

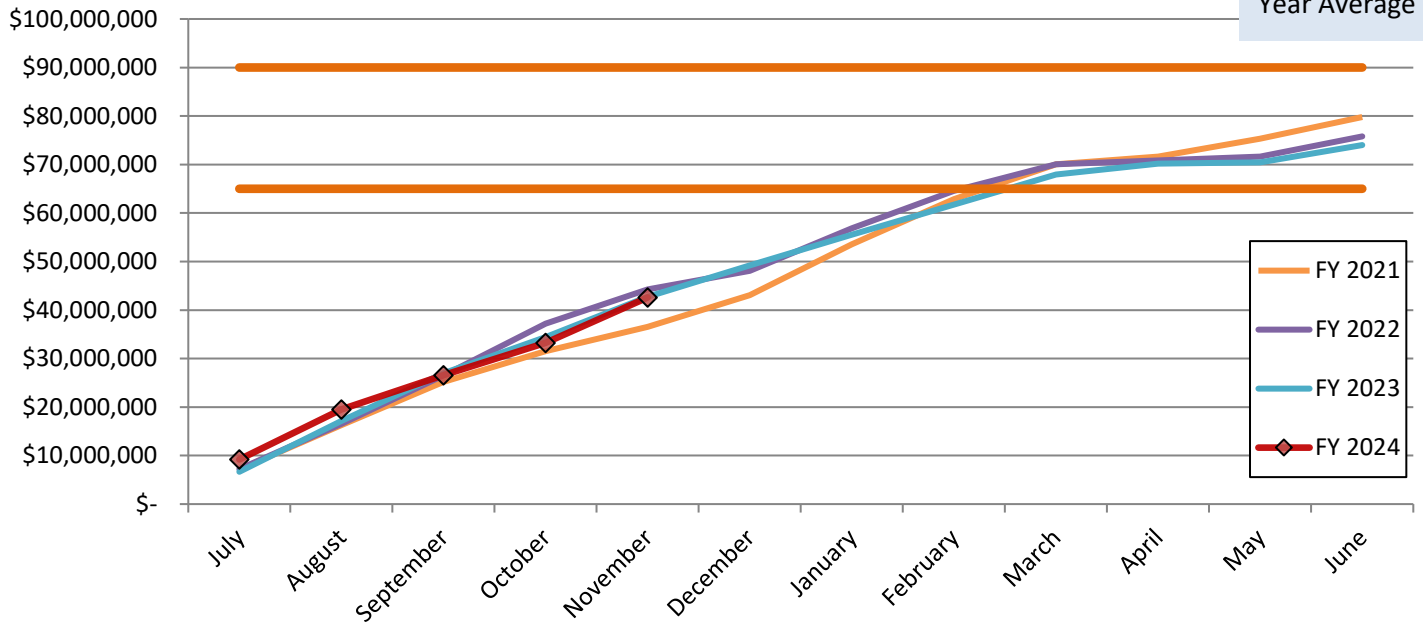
\* After three attempts at auction.

Status of FY2024 Timber Sale Program						
	MBF Sawlog			Number Poles		
	Public School	Pooled	All Endowments	Public School	Pooled	All Endowments
Sold as of November 30, 2023	75,362	29,272	104,634	12,945	3,520	16,465
Currently Advertised	13,813	10,037	23,850	359	71	430
In Review	44,950	10,845	55,795	5,437	847	6,284
Did Not Sell*	0	0	0	0	0	0
<b>TOTALS</b>	<b>134,125</b>	<b>50,154</b>	<b>184,279</b>	<b>18,741</b>	<b>4,438</b>	<b>23,179</b>
FY2024 Sales Plan			328,000			20,000
Percent to Date			56%			116%

\* After three attempts at auction.

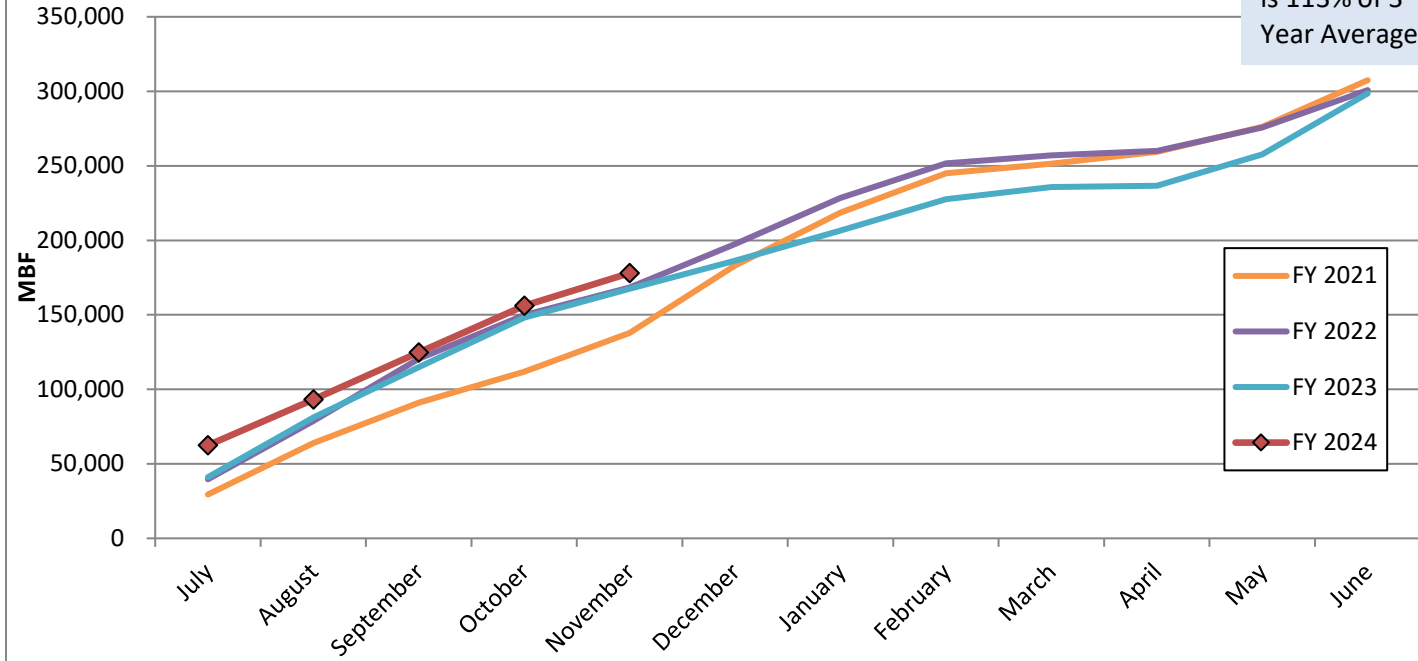
## Cumulative Harvest Receipts

Current FYTD is 103% of 3 Year Average

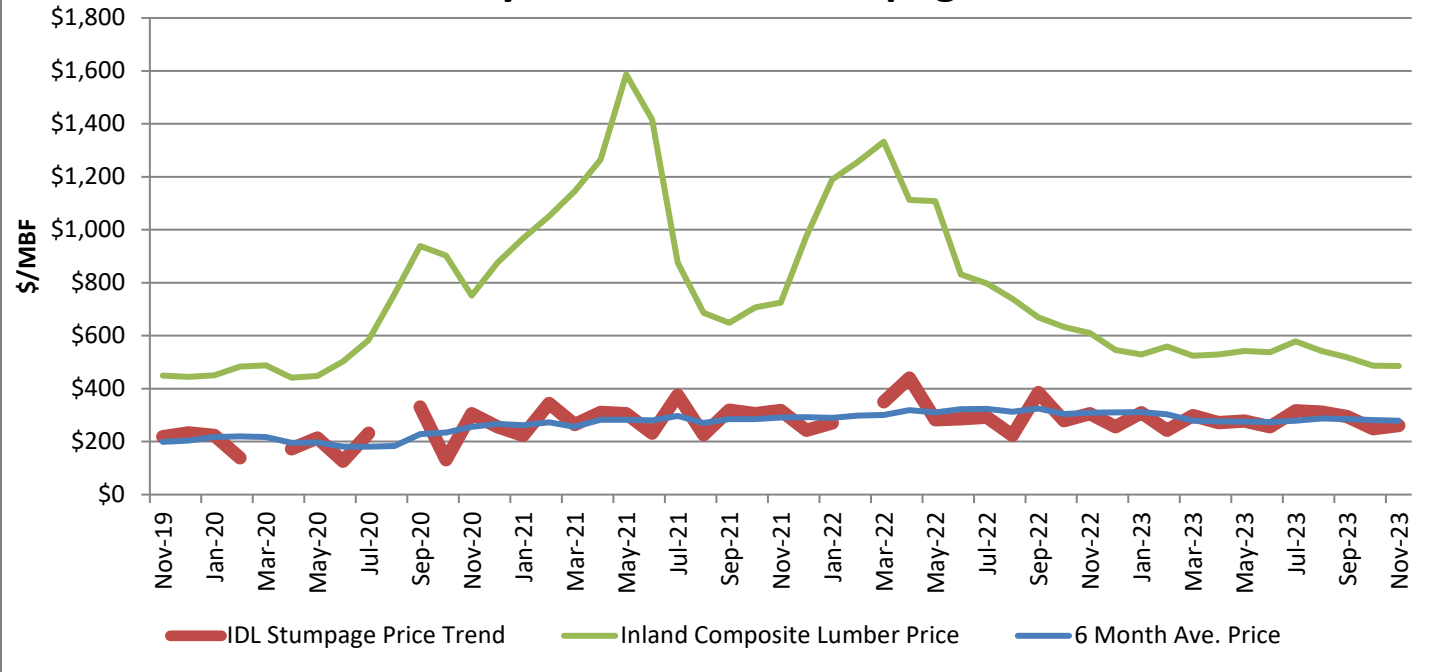


## Cumulative Harvest Volume

Current FYTD is 113% of 3 Year Average



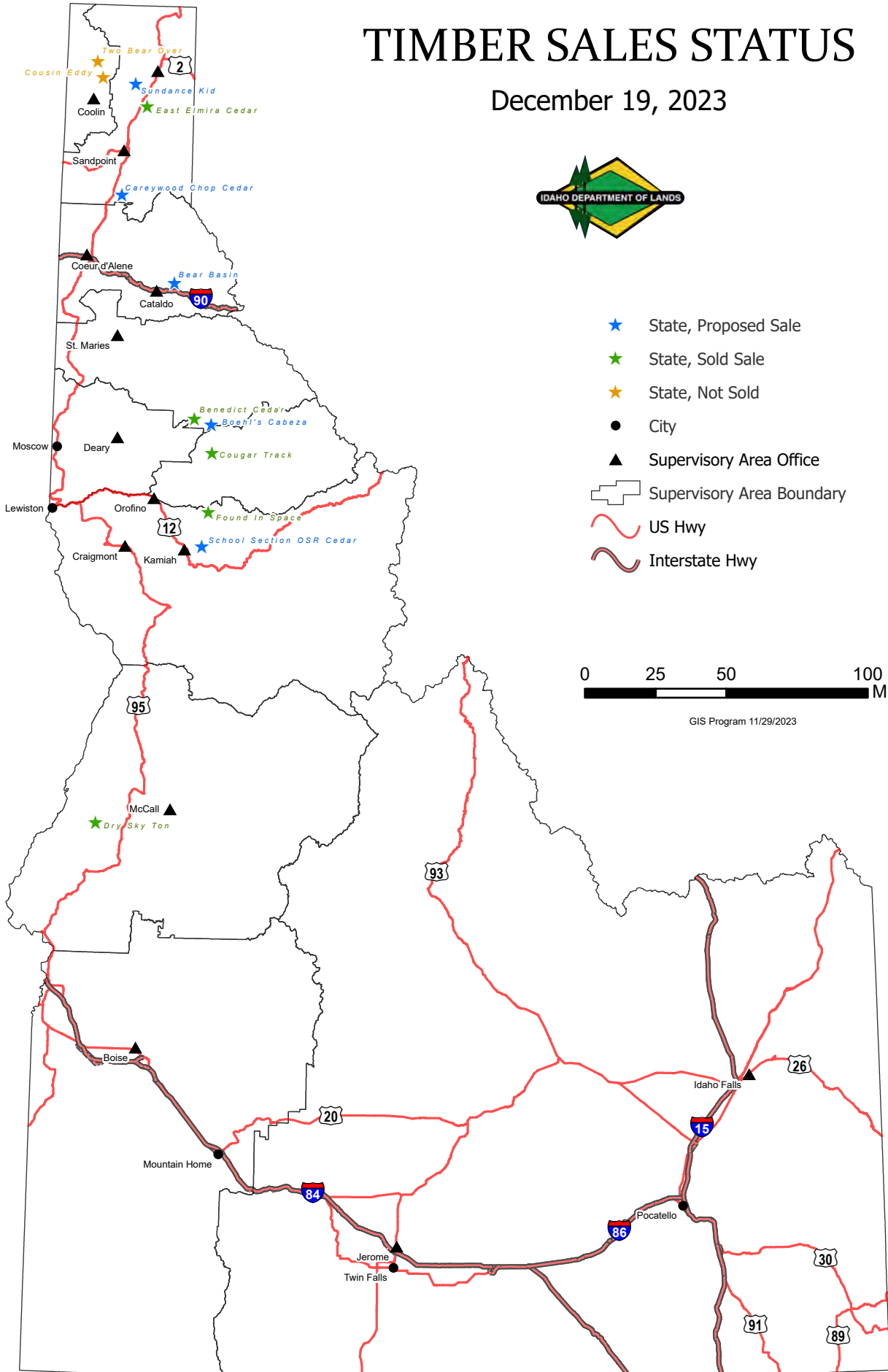
## Monthly Lumber and Stumpage Price



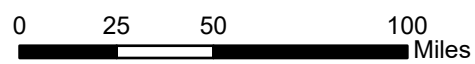
November 2023 6-month average price is \$278.55.  
 November 2022 6-month average price was \$308.91.

# TIMBER SALES STATUS

December 19, 2023



- ★ State, Proposed Sale
- ★ State, Sold Sale
- ★ State, Not Sold
- City
- ▲ Supervisory Area Office
- ⬜ Supervisory Area Boundary
- ⤵ US Hwy
- ⤵ Interstate Hwy



GIS Program 11/29/2023

