



Iowa Respiratory Virus Surveillance Report

MMWR Week 53

December 28, 2025 - January 3, 2026

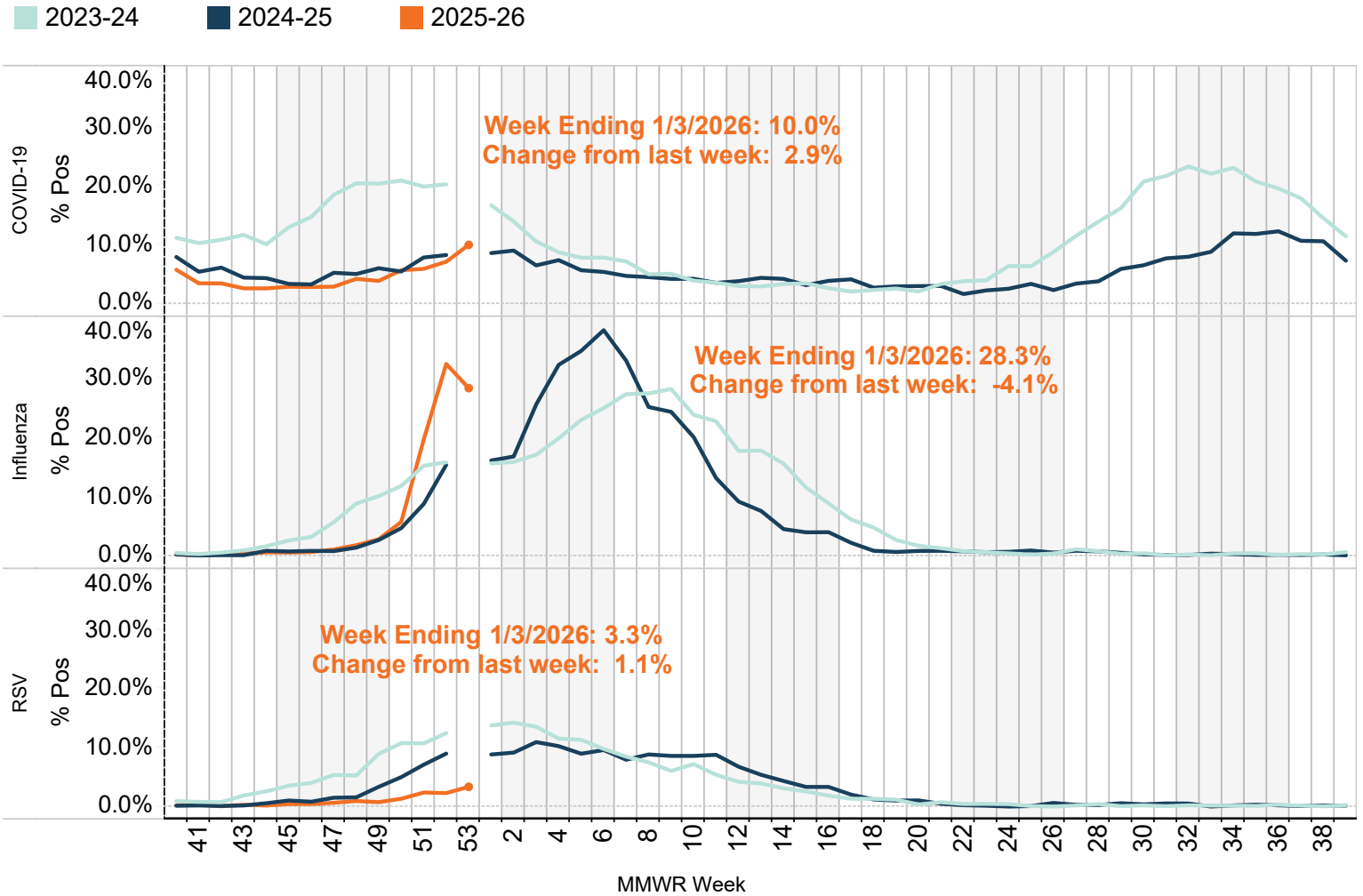
Date and time of issue: 1/8/2026 8:55:15 AM



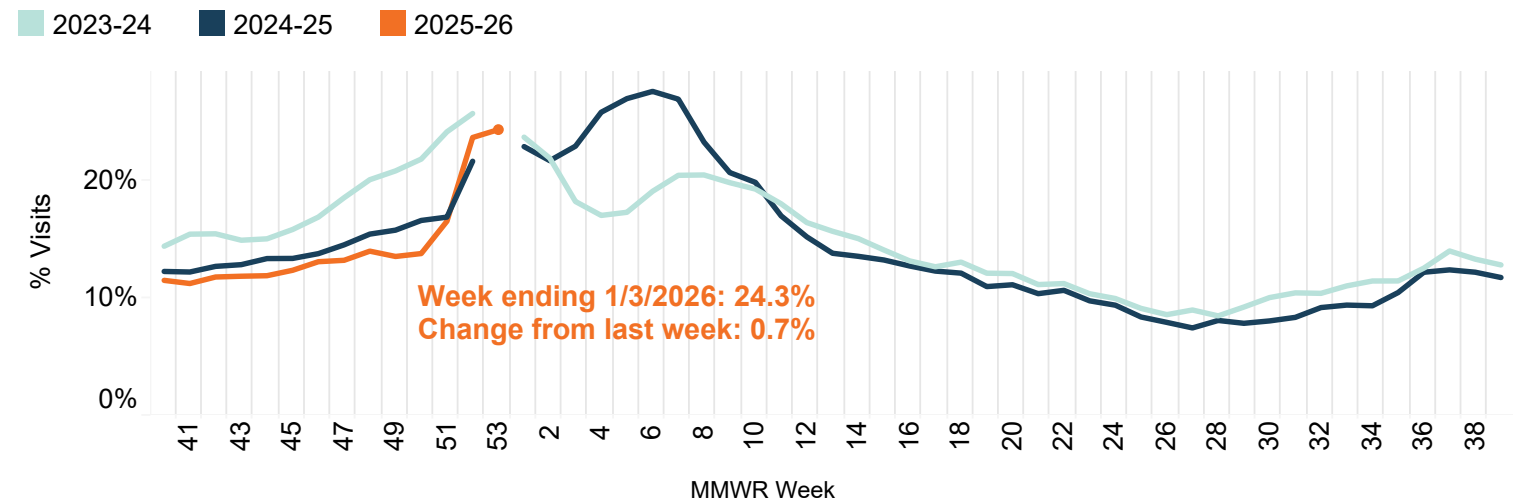
Overall Activity Levels



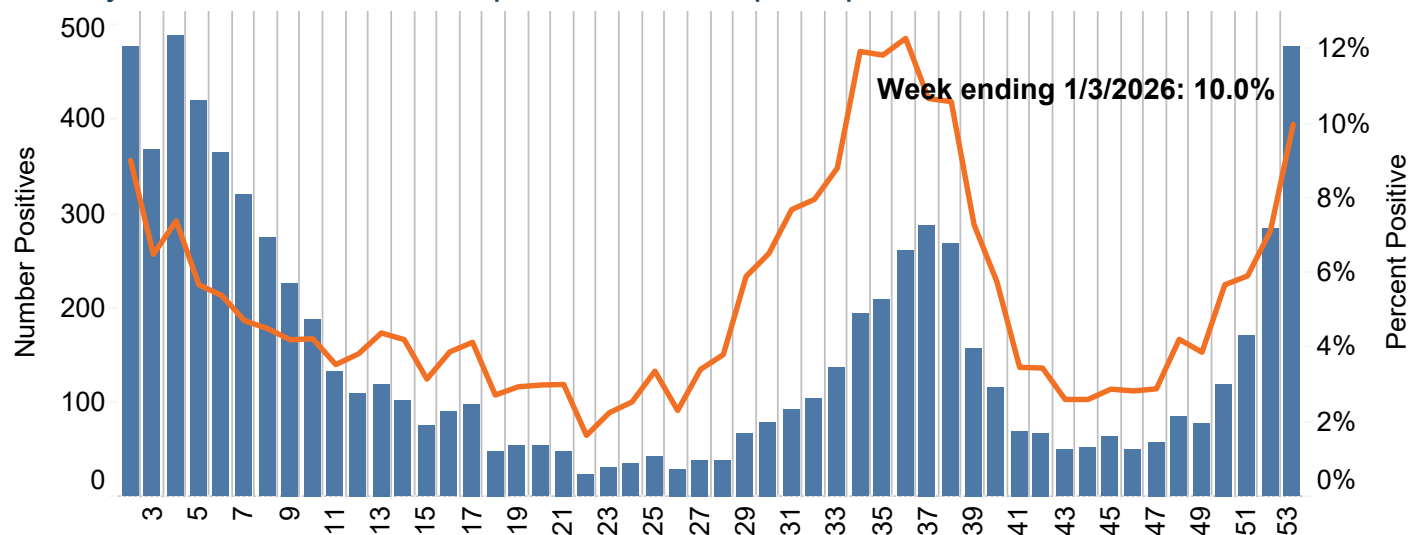
Lab Surveillance - percent positive molecular respiratory virus results



Syndromic Surveillance - percent of emergency department visits with acute respiratory syndrome



Lab Survey - number of COVID-19 molecular positive tests and total percent positive

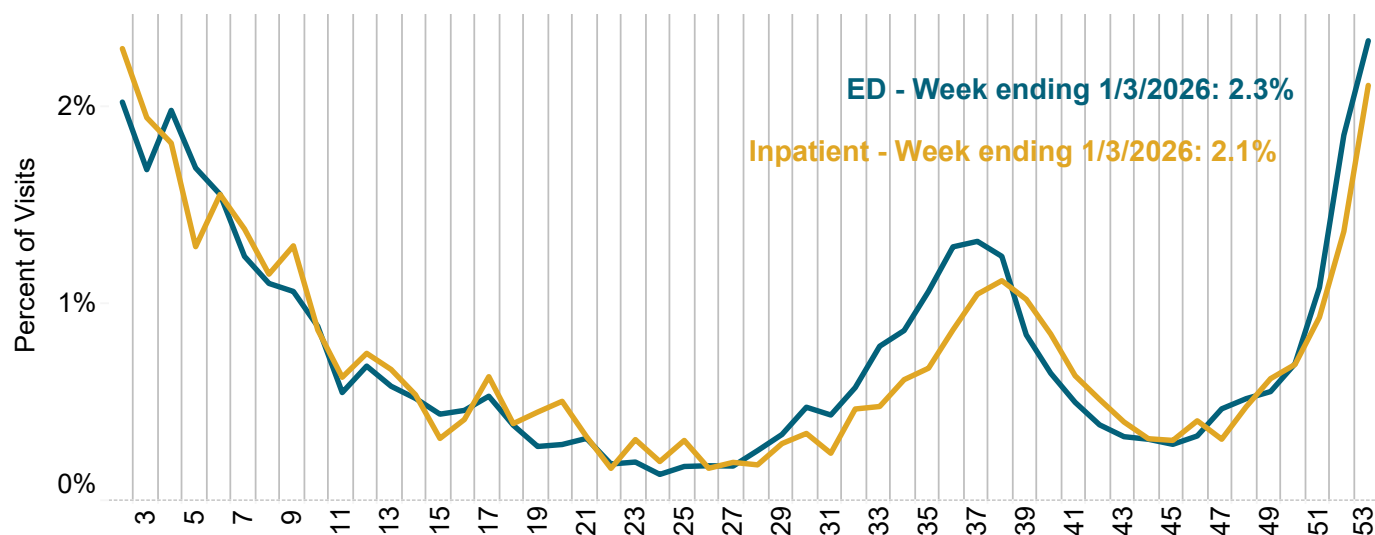


MMWR Weeks - current and 51 previous weeks (end dates of 1/11/25 - 1/3/26)

Syndromic Surveillance - percent of emergency department visits with COVID-19

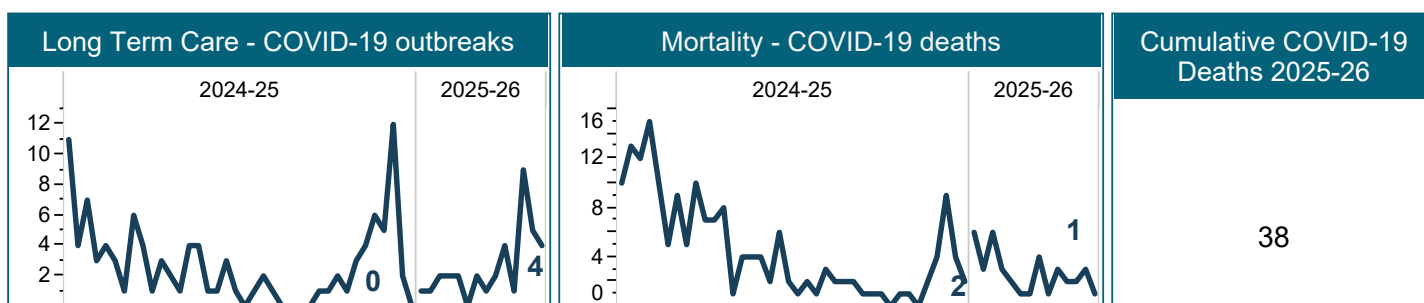
Emergency Department

Inpatient



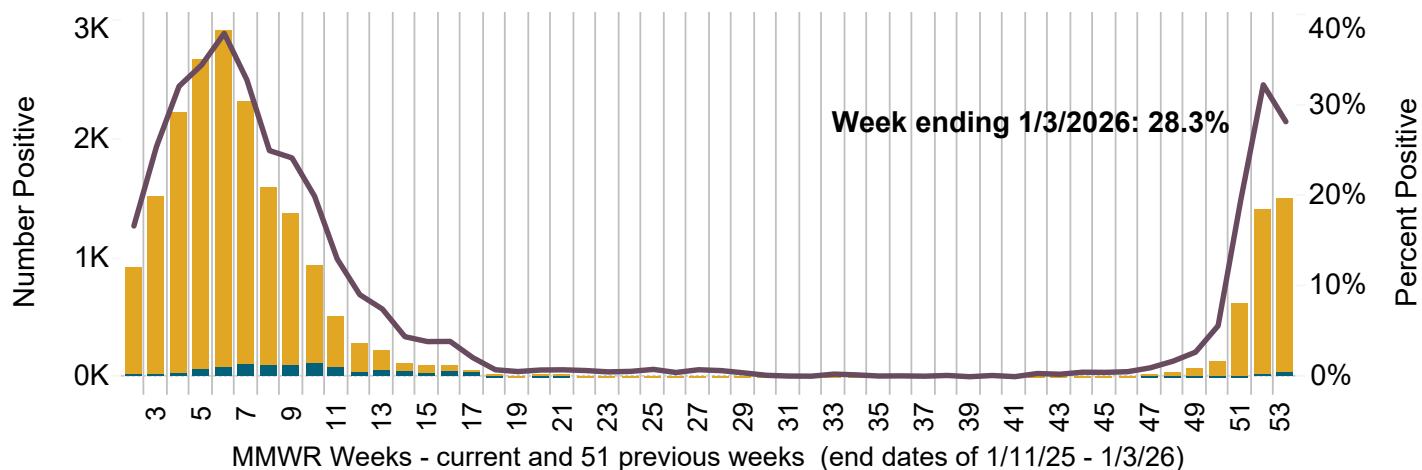
MMWR Weeks - current and 51 previous weeks (end dates of 1/11/25 - 1/3/26)

COVID-19 Trends - current and previous 51 weeks



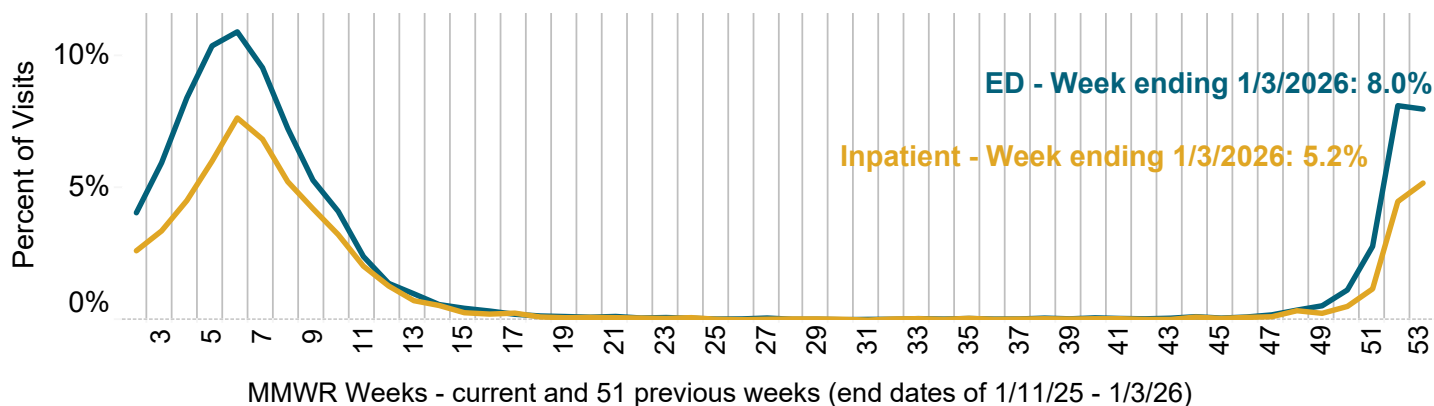
Lab Survey - number of influenza molecular A and B positive tests and total percent positive

Flu A Flu B Percent Positive



Syndromic Surveillance - percent of emergency department and inpatient visits with influenza

Emergency Department Inpatient



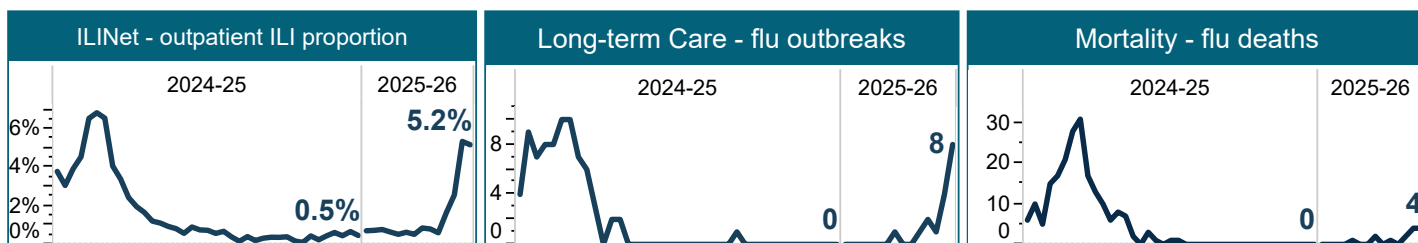
SHL - number of positive influenza tests by subtype or type

	Influenza A		Influenza B	Total
	AH1N1pdm09	A H3	B	
Current Positives	2	46	1	49
Cumulative Positives	30	182	6	218

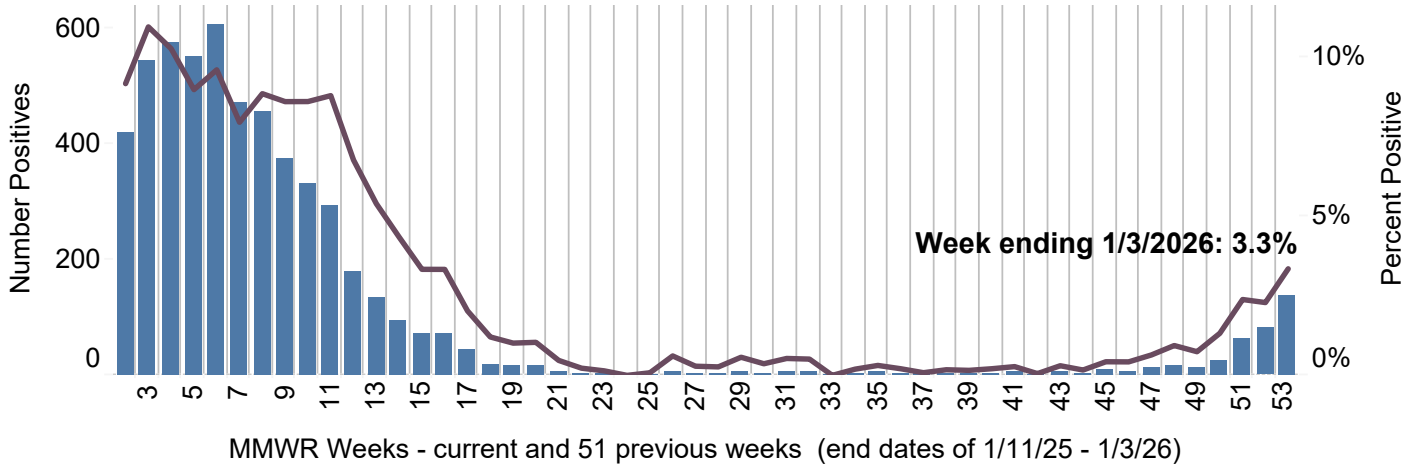
Cumulative Flu Deaths 2025-26

14

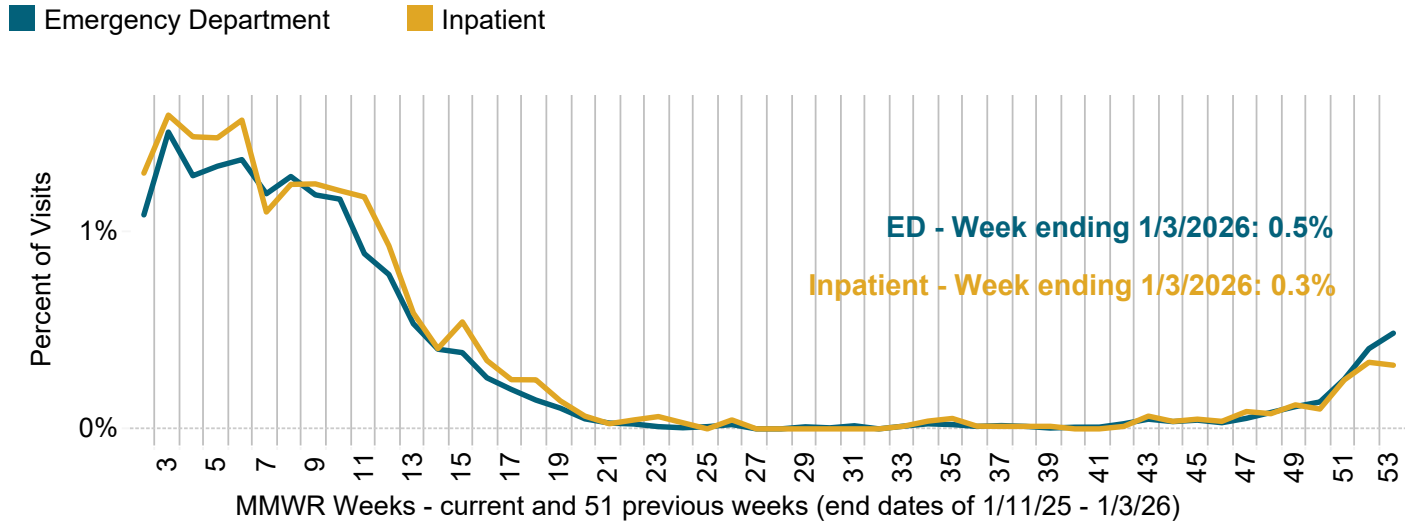
Influenza Trends - current week and previous 51 weeks



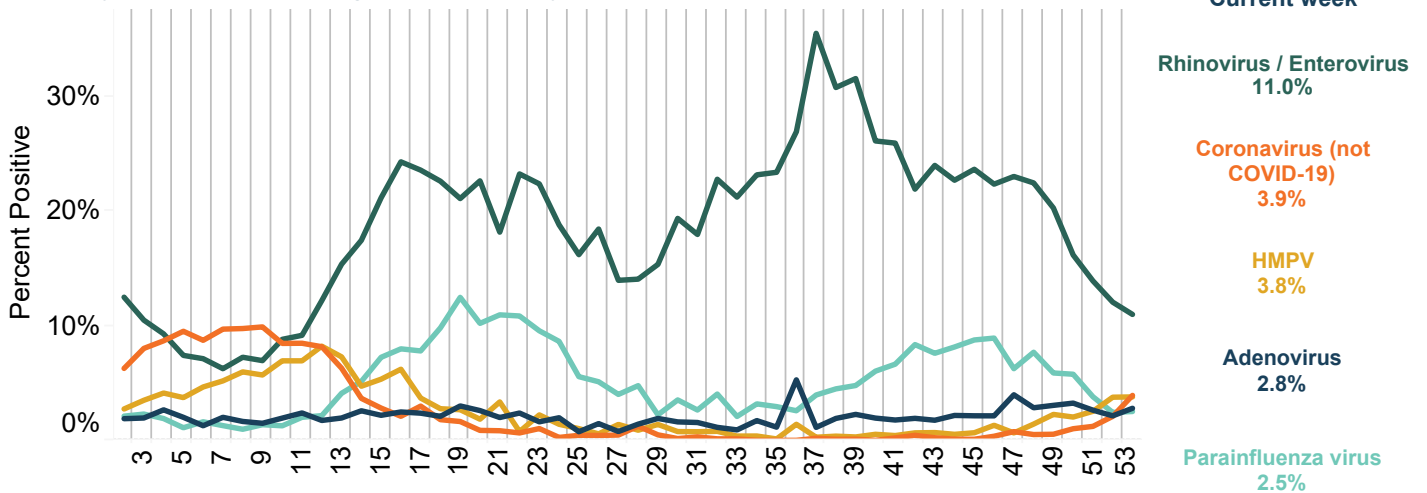
Lab Survey - number of RSV molecular positive tests and total percent positive



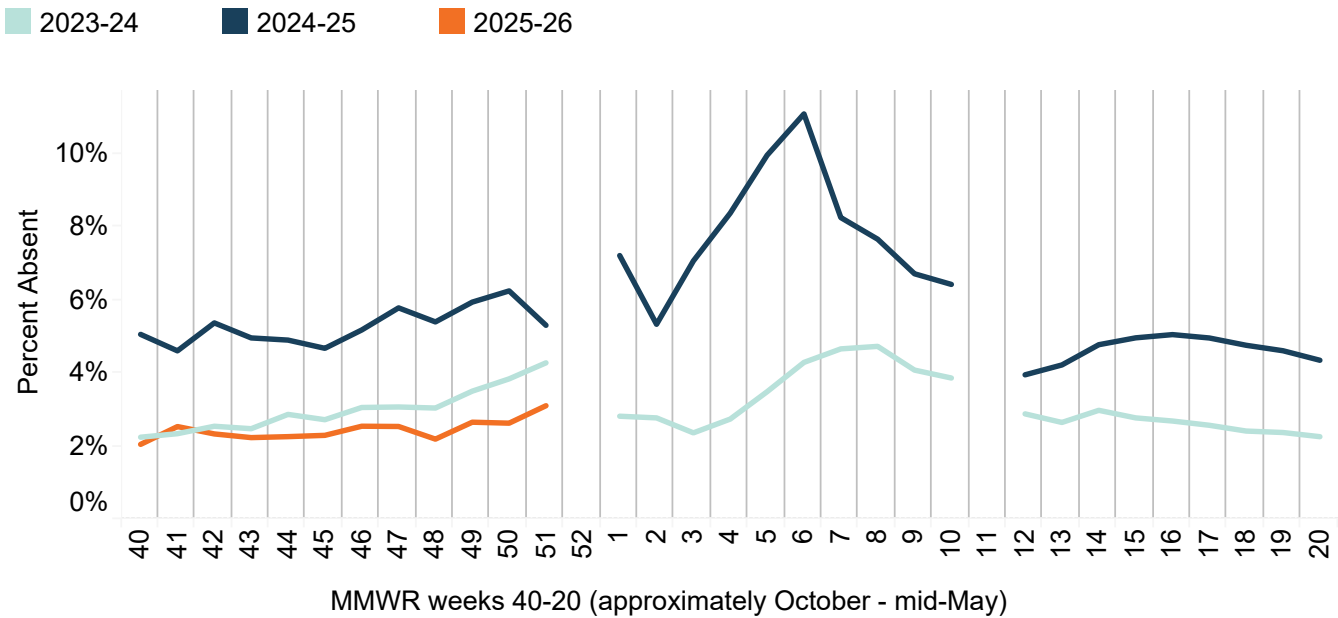
Syndromic Surveillance - percent of emergency department and inpatient visits with RSV



Lab Survey - percent positive of general respiratory virus molecular tests

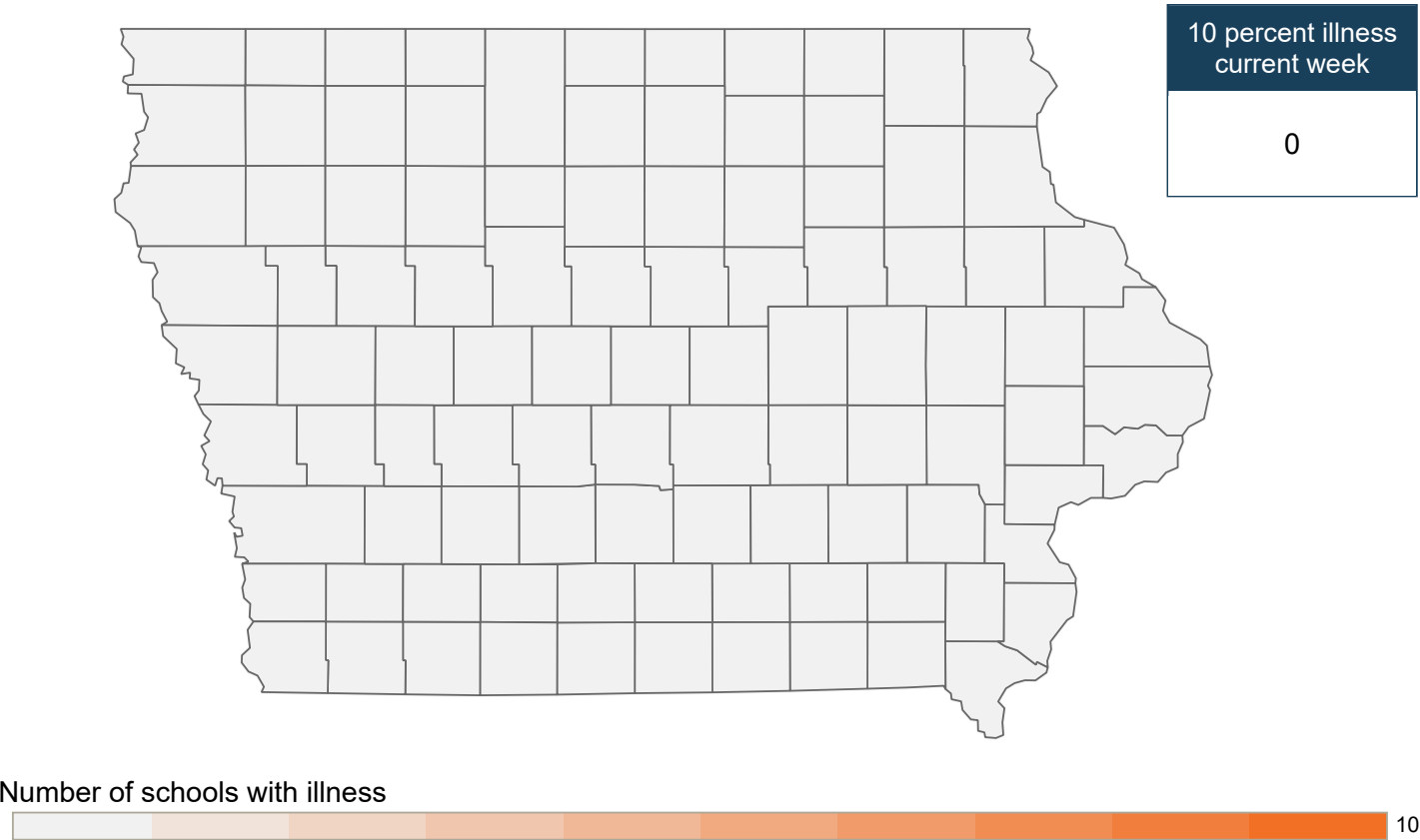


School Illness - percent of enrolled students absent due to illness reported by sentinel schools



Note: weeks 52, 53 and 11 not shown due to holiday and spring break school closings.

School Illness - number of schools with at least 10 percent illness this week by county



About the Data

Respiratory Season

Iowa HHS uses MMWR weeks to define the respiratory season, starting with week 40 of one year and ending with week 39 of the next. The 2025-2026 season is September 28, 2025 - October 3, 2026.

Iowa Respiratory Survey

Iowa HHS and SHL administer a weekly web-based survey where facilities (approximately 35) report the number of respiratory virus tests performed, the testing method (molecular, antigen, or virus isolation), and the number of positive tests.

Influenza Testing at the State Hygienic Laboratory

The State Hygienic Laboratory (SHL) reports the number of tests performed as well as the type and subtype of positive tests to Iowa HHS daily.

Outpatient Health Care Provider Surveillance Program (ILINet)

Outpatient health care providers ($n=15$) who participate in ILINet (a national influenza surveillance program) report the number of patients seen with influenza-like illness and the total number of patient visits each week.

Influenza and COVID-19 Deaths

The Iowa Bureau of Health Statistics each week reports to Iowa HHS the number of deaths among Iowa residents related to Influenza and COVID-19. Deaths are considered to be associated with influenza or COVID-19 when the disease name or related ICD-10 diagnosis codes are listed on the death certificate.

Iowa Syndromic Surveillance

Iowa HHS, CyncHealth Iowa and CDC started implementing syndromic surveillance for the state of Iowa in May 2021. Iowa has over 90 hospitals participating. Syndromic definitions are determined based on chief complaints and discharge diagnoses reported to Iowa HHS from participating hospitals. Syndromes used in this report are CDC COVID-Specific DD v1, CDC Respiratory Syncytial Virus v1, CDC Influenza DD v1, and CDC Broad Acute Respiratory DD v1. Definitions available at

<https://knowledgerepository.syndromicsurveillance.org/cdc-broad-acute-respiratory-dd-v1>

<https://www.cdc.gov/nssp/php/onboarding-resources/companion-guide-ed-data-respiratory-illness.html>

School Illness Reporting

Iowa HHS works with Iowa schools, local public health, and the Iowa Department of Education to track and respond to reports of illness in school using two main systems: 10% daily student absences and sentinel school weekly illness totals.

Long-Term Care Outbreaks

Long-term care facilities report to Iowa HHS when they have a suspected outbreak of respiratory illness. The definition of an outbreak varies by illness.

Overall Activity Levels for Influenza, COVID-19 and RSV

Overall activity levels are based on a composite measure using lab survey positive percentage and syndromic emergency department and inpatient visit proportions for each pathogen. The weekly level of each measure is compared to historic values from the previous three seasons (2022-25). COVID historic values include all MMWR weeks of the previous two seasons, but due to seasonality, influenza and RSV use MMWR weeks 40 - 20 for determining levels. Current week values for each measure are compared to the historic values to determine an individual activity level (less than 20th percentile = very low, 20-40th percentile = low, 40-60th percentile = moderate, 60-80th percentile = high, over 80th percentile = very high). A simple average of the individual levels (rounding to integers 1-5 for each level from very low to very high) for each pathogen is used to determine the overall activity level for each pathogen.

Resources

Weekly Influenza Update. World Health Organization

<https://www.who.int/teams/global-influenza-programme/surveillance-and-monitoring/influenza-updates/current-influenza-update>

Weekly U.S. Influenza Surveillance Report. Centers for Disease Control and Prevention.

<https://www.cdc.gov/fluview/index.html>

Wastewater Surveillance Dashboard. State Hygienic Laboratory at the University of Iowa

<https://wastewatertesting.shl.uiowa.edu/wastewater-testing-results>

National Wastewater Surveillance System. Centers for Disease Control and Prevention

<https://www.cdc.gov/nwss/index.html>

Immunization Data. Iowa Department of Health and Human Services

<https://hhs.iowa.gov/data/health/immunization>