

FREE SAFETY PROGRAMS



We can help with:

- **Car Seat Checks and Installs**
- **CPR Classes**
 - **If a certification card is requested there's a minimal charge of \$20 per card.**
 - **CPR Class Intended Audience: Individuals who are not healthcare professionals but need or want certification in Adult CPR, First Aid, and AED for adults, children, or infants.**
- **Hands Only CPR Classes**
- **CERT Classes**
- **Non-Hardwired Smoke Alarm Installs**

For more information: daisymountainfire.org
or (623) 465-7400





Daisy Mountain Fire & Medical Smoke Alarm Program

Interested in learning more about how to prepare your home and family against a home fire?
Sign up for a home fire safety visit, including **FREE** smoke alarm(s) and installation for your household.

About the Smoke Alarms:

- Non-Hardwired Smoke alarms with 10-year concealed battery
- Included: Mounting bracket, 2 wall screws, 2 anchors and maintenance guide
- No battery replacement
- Replace entire unit every 10 years

1st - Identify and Install Smoke Alarms:

Fire department installation program guidelines, new, or replacement install:

- Identifies non-working out of date smoke alarms and install Non-Hardwired Smoke Alarms with 10-year concealed battery
- Included: Mounting bracket, 2 wall screws, 2 anchors and maintenance guide
- No battery replacement
- In and Outside every sleeping area.
- On every level of the home (including basement).
- Installed on the ceiling or wall.
- Not within 3 feet of windows, doors, vents, ceiling fans, or bathrooms.
- Not within 15 feet of cooking appliances.
- Use wall screws to mount brackets to wall or ceiling
- Place alarm on bracket and twist clockwise (alarm will sound).

2nd - Educate Residents On Fire Safety:

- Demonstrate how to test the alarm (Residents should test monthly).
- Provide the resident with the Smoke Alarms & Home Safety Information.
- Review the Resident's Home Fire Safety Checklist and Fire Escape Plan

The fire district will provide at **NO COST** to vulnerable residents in low-income and high-risk neighborhoods a home safety educational visit and provide free smoke alarm and installation for your household.

Free Education to Help Your Family Prepare for Home Fire

Scan the QR Code with your phone.

Fill out the Public Request Form and a trained installer will get you scheduled.

Visit us at: daisymountainfire.org / dmfdcc.org



How to make a Home Fire Escape Plan



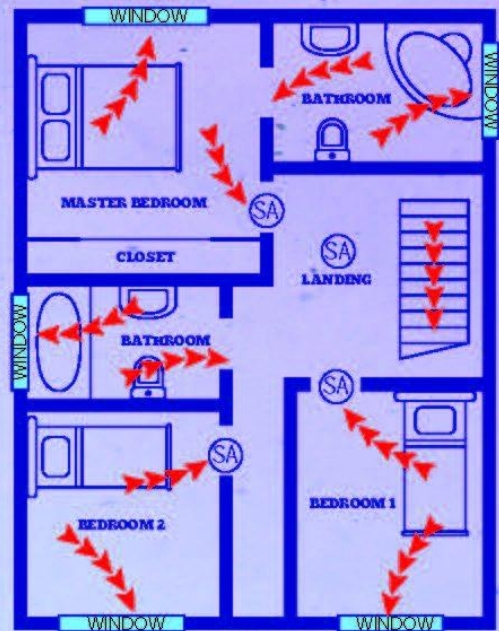
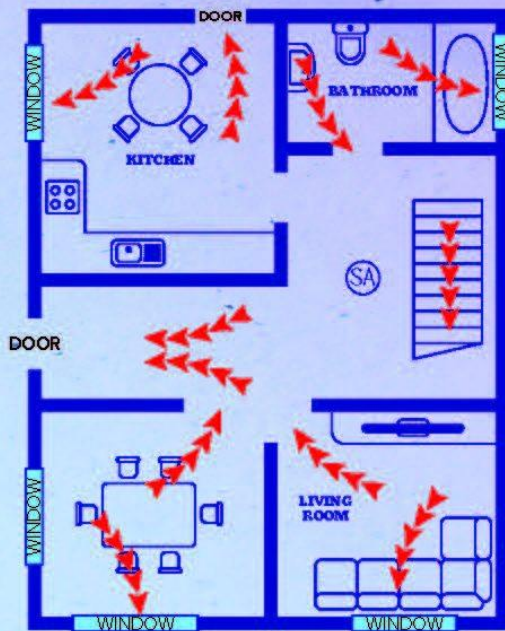
FIRE PREVENTION WEEK™

NFPA® — The Official Sponsor of Fire Prevention Week Since 1922

Visit Sparky.org
for more activities!

- Draw a map of your home. Show all doors and windows.
- Visit each room. Find two ways out.
- All windows and doors should open easily. You should be able to use them to get outside.
- Make sure your home has smoke alarms. Push the test button to make sure each alarm is working.
- Pick a meeting place outside. It should be in front of your home. Everyone will meet at the meeting place.
- Make sure your house or building number can be seen from the street.
- Talk about your plan with everyone in your home.
- Learn the emergency phone number for your fire department.
- Practice your home fire drill!
- Make your own home fire escape plan using the grid provided on page 2.

Sample Escape Plan



Kids


1st FLOOR

2nd FLOOR

Sparky® is a trademark of NFPA®. ©NFPA 2019.



6 FIRE SAFETY TIPS FOR PETS



Keep away from stoves and countertops.

Have a 3 foot "pet free" zone away from fireplaces.

Keep pets away from candles, lamps, and space heaters.

Have working smoke alarms on every level and test them once a month.

Consider using flameless candles.

Never go back inside for pets in a fire. Tell a firefighter.





Daisy Mountain Fire & Medical

December 14 at 2:57 PM



Join Our Mailing List

Sign up for updates from Daisy Mountain Fire & Medical by joining our Mailing List. Department related updates, including our Quarterly Newsletter, will be sent out to the email address provided!

Go to the department webpage and scroll down to the bottom right. Click "Join our mailing list" and provide your email.

<https://www.daisymountainfire.org>

throughout the district. In addition to these stations, DMFM is a part of the Automatic Aid System(AAS). The AAS ensures the closest most appropriate unit responds to an emergency, regardless of the incident location.

READ MORE »



Fire Safety For Kids

Read Quarterly
Newsletter

of Daisy Mountain Fire

Join our mailing list

