



Maricopa County Elections Department

2022 NOVEMBER GENERAL ELECTION

General Election Canvass



GENERAL ELECTION: QUICK FACTS



BALLOTS AND ENVELOPES

- Early Ballot Requests: 1.87 Million / Returns: 1.31 Million
- Over 12,900 Ballot Styles

VOTING LOCATIONS

- Phased Opening (27, 12, 2, 1) with 223 Election Day Vote Centers

TEMPORARY WORKERS & PARTNERSHIPS

- Nearly 3,000 bipartisan workers & political party observation throughout the process

VOTER TURNOUT

- At 64.2%, Midterm turnout exceeded the historic average of 56.3 percent going back four decades, just behind the record high turnout in 2018 of 65.5 percent



VOTE
HERE / AQUÍ

MARICOPA COUNTY ELECTIONS DEPT.

Claim

Voter suppression and voter disenfranchisement, 1000s left waiting at the polls who were NOT ALLOWED to vote.



Source: [Twitter](#)

GENERAL ELECTION TURNOUT

Above Historic Averages

2,435,397

Registered Voters

1,562,758

Total Ballots Cast

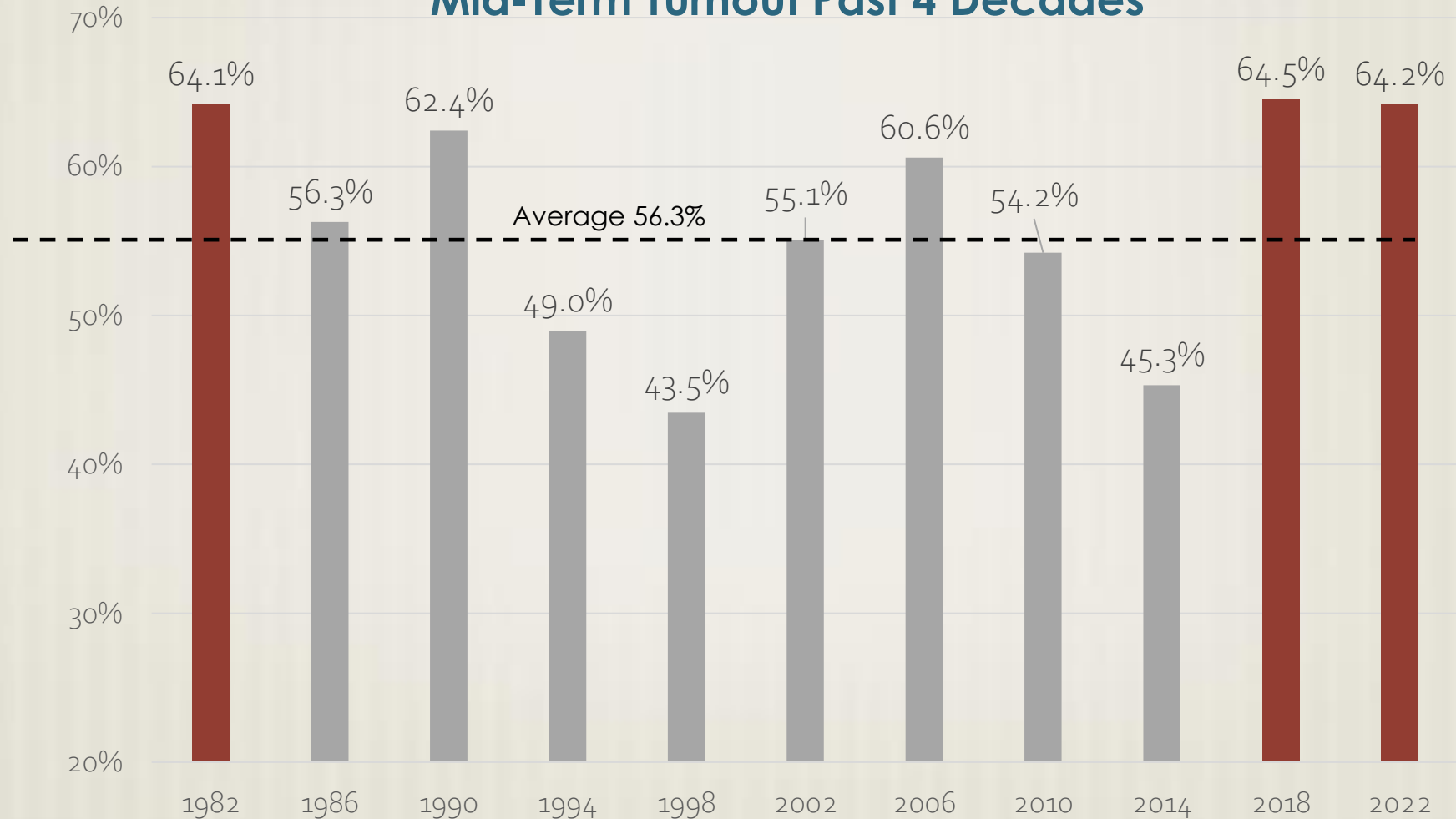
64.2%

Total Turnout

2,954 (2%)

Provisional
Ballots Counted

Mid-Term Turnout Past 4 Decades



SERVING ALL VOTERS

Accessibility, Military & Overseas

3,815

**Military and Overseas
Voters Served by
Early Voting**

716

**Voters served by
Special Election
Boards**

1,503

**Voters used the
Accessible Voting
Device In-person**


27 Braille | 362 Large Print | 327 SEB Visits



[Image: Accessible Voting Device]



[Image: Braille Ballot]



[Image: Large Print Ballot]

Voted Early
84%

805,978

**Returned an early
ballot by mail**

Election Day
16%

248,070

**Voted-in Person on
Election Day**

Provisional – 2,954

In Person

756,780

**Voters used Vote
Center or Drop Box**

Early In Person – 28,282

Emergency Voter – 16,176

Early Ballot Drop Offs – 461,298

**VOTE
HERE / AQUÍ**



MARICOPA COUNTY ELECTIONS DEPT.

Thank You

I just wanted to drop a note and say how much I appreciate the work that went into keeping the polls open as long as we did this election. Was gonna be out of town for the election but still got to vote this time, thanks for making this the most convenient experience I've ever had voting



Source: Email 11/3/2022

Claim

I voted during the 2022 election but when I checked my voting history my vote DOES NOT show up. Was my vote not counted? What is going on here?




Source: Email 11/22/2022




EARLY BALLOT SECURITY

- ✓ **Only Registered Voters:** Must be a verified voter to be sent an early ballot. The law requires that every registration submission be checked against vital records and government systems prior to being set as a full ballot voter.
- ✓ **Barcode Envelope Tracking:** Every single mailed packet has a Piece ID barcode printed on it that is unique and specific to the voter. This Piece ID allows for the packet to be tracked by our office and the voter for delivery and receipt.
- ✓ **Staff Training:** SOS and Affiliated Forensic Laboratories training provided.
- ✓ **100% Signature Verification:** All signatures are checked against known signatures on the official voter registration file. Our signature verification process has multi-level checks to include a User, Manager and Audit level review process.
- ✓ **Bipartisan Ballot Processing:** Once the signature is verified on the affidavit envelope, it is sent to bipartisan boards to audit, log, and ready ballots to count.
- ✓ **Curing:** Arizona law allows for voters whose signatures are missing or questioned to resolve (cure) those issues before discounting their ballot cast.



BALLOT STATUS VS VOTER HISTORY



Voting History

Voting history in Maricopa County for the previous 11 years for Voter ID: 3

*A current election populates in voting history after the election is canvassed

Election Date	Election Type
08/02/2022	Primary
11/02/2021	Jurisdictional
11/03/2020	General
08/04/2020	Primary
11/06/2018	General
08/28/2012	Primary



✓ Voter Registration Status:
REGISTERED
[Get My Digital Voter ID Card](#)

👤 Name:
PHIL THE BALLOT
[Change My Name](#)

🏠 Residential Address:
**510 S. 3RD AVENUE
PHOENIX, AZ
85003**
[Change My Address](#)

📋 My Political Party
Designation:
BALLOT
[Change My Political Party](#)

🕒 Active Early Voting List:

Upcoming Elections

Upcoming Elections

[See Elections Calendar](#)

[What's on My Ballot?](#)

Where Can I Vote?

Whether it's Election Day or before, you have options to vote.



[View All Voting Locations](#)

My Ballot Status

Your signature has been verified.
Your ballot was counted

More Election Information

Election Security



From early ballots to tabulation,

Frequently Asked Questions

Find elections resources below or contact us at 602-506-1511 or voterinfo@risc.maricopa.gov.

[Get ADA Voter Assistance](#)
[Who Are My Elected Officials?](#)

Election Resources

[View Election Results](#)

[Get Involved – Work An Election](#)

Thank You

We are in Maricopa county, AZ. My daughter voted for the first time this year...3 days after it was mailed back they called to verify. They didn't have a signature to compare. I was impressed.



Source: [Twitter](#)

Claim

Two plus hour waiting in line during a workday only in Maricopa County only in a republican stronghold District did the machines and lines not work and were too long.

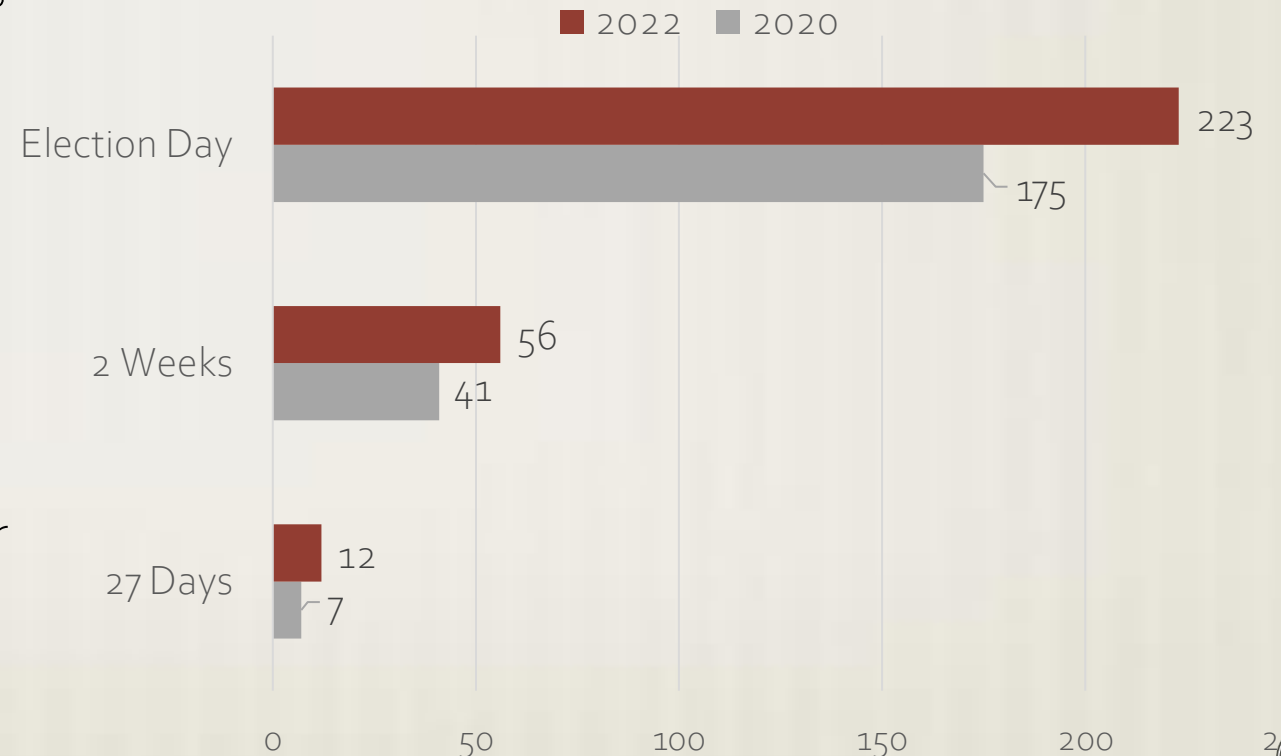


Source: [Twitter](#)

IMPROVED ACCESS TO VOTE IN-PERSON

- ✓ More “Vote Anywhere” Vote Centers
- ✓ Additional 12 Drop boxes in City/Town Clerk’s Offices
- ✓ Located near light-rail, bus routes and freeways
- ✓ Located in high density areas including locations that serve Native American & rural communities
- ✓ Locations dispersed across the County, fewer than 2 miles apart.
- ✓ Over 1,900 Check-in Stations, 5,000 Voting Booths,

2022 vs 2020 Number of In person Voting Options



WAIT TIMES

Early Voting & Election Day

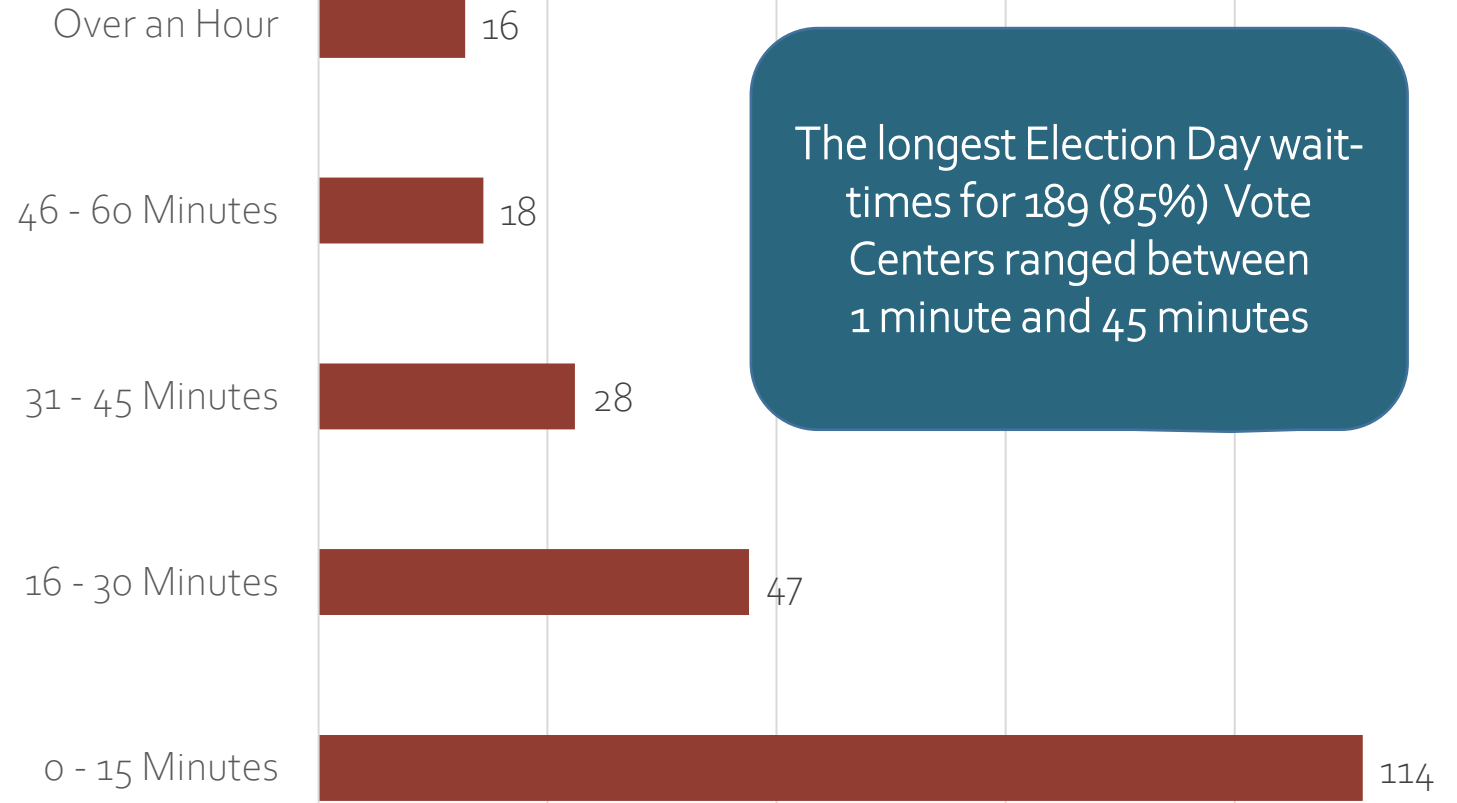
<1 Minute

Average Wait Time
Early Voting

3-6 Minutes

Average Wait Time
Election Day

OF VOTE CENTERS



The longest Election Day wait-times for 189 (85%) Vote Centers ranged between 1 minute and 45 minutes

IN PERSON VOTING. BALLOT DROP BOX.
ESTRELLA MOUNTAIN COMMUNITY COLLEGE

3000 N DYSART RD A, AVONDALE 85392

WAIT TIME ESTIMATES:



0 Minutes



0 People in Line



12:15 PM Last Updated

OPEN

Closes at 7:00 PM

► See All Hours

MAP IT

PRINT IT

Thank You

Voted in Maricopa County and it took all of 10 mins. Machines working with no issues, plenty of people helping and moving everyone along. I live in a very red area of Gilbert.



Source: [Twitter](#)

Claim

Funny how all of printer and tabulator problems occurred in predominantly republican districts How many voters were disenfranchised because they were told to leave because you screwed up the election process



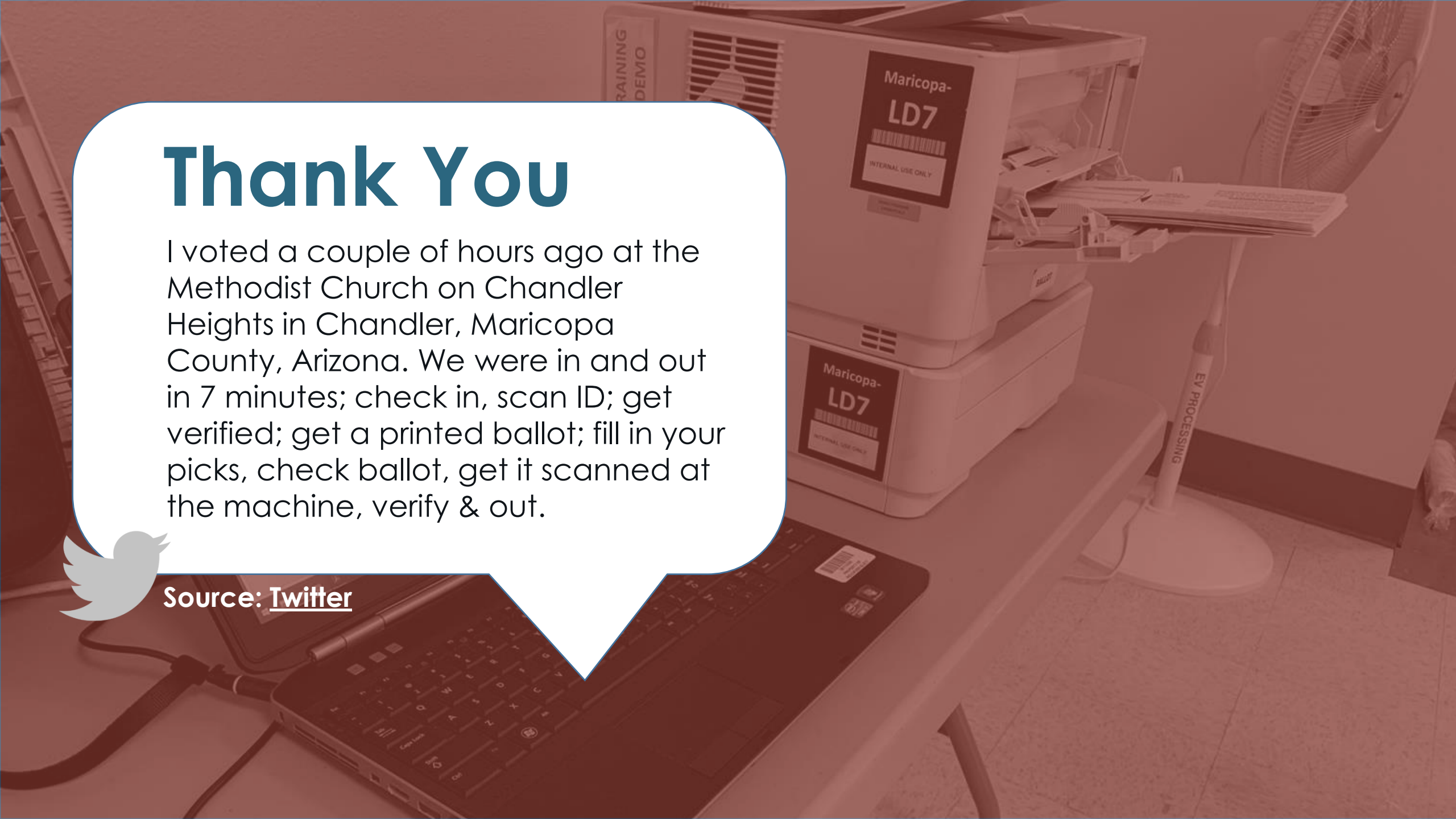
Source: [Twitter](#)

Thank You

I voted a couple of hours ago at the Methodist Church on Chandler Heights in Chandler, Maricopa County, Arizona. We were in and out in 7 minutes; check in, scan ID; get verified; get a printed ballot; fill in your picks, check ballot, get it scanned at the machine, verify & out.



Source: [Twitter](#)



Claim

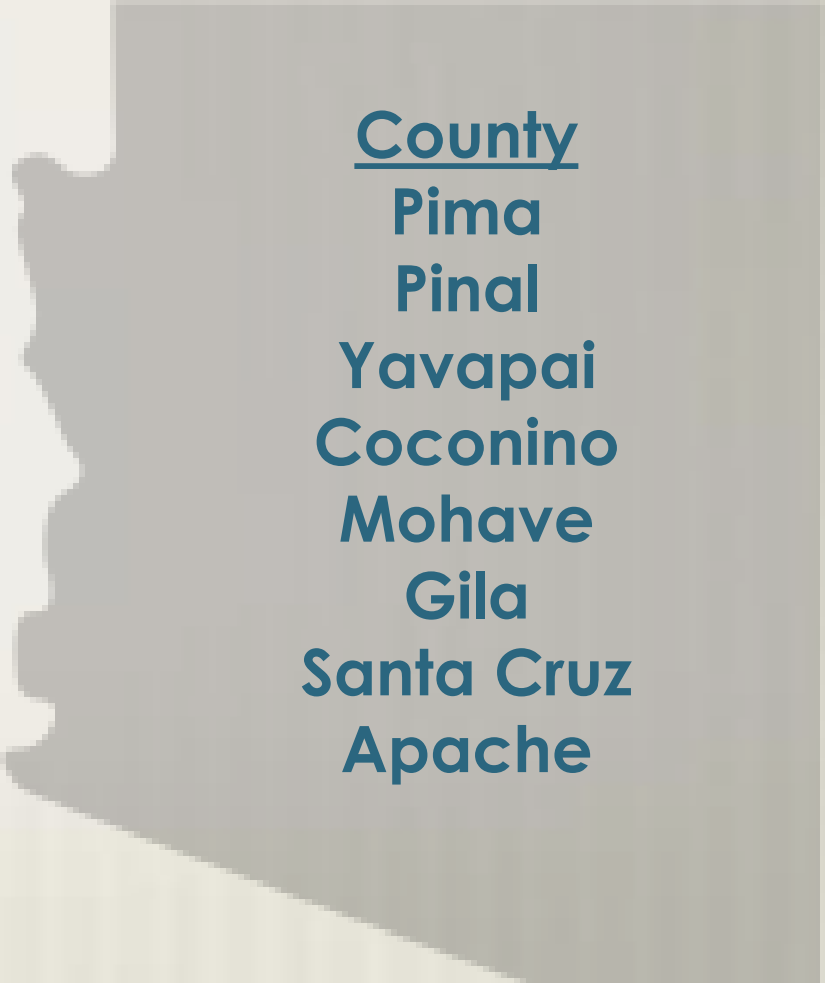
DO NOT PUT YOUR BALLOT IN "BOX 3" TO BE TABULATED DOWNTOWN. Maricopa County is not turning on their tabulators downtown today! Make sure you put your ballot into the tabulator yourself & that your ballot is accepted. DON'T PUSH THE GREEN BUTTON as it puts your ballot in "Box 3."



Source: Twitter

VOTE CENTER TABULATION REDUNDANCIES

- ✓ Secure Ballot Box (Voted Ballots & Door 3)
- ✓ Decades long practice since the 1996
- ✓ Voters use this in EVERY election
- ✓ Used by all Counties (8 - Primary vs 7 - Backup)
- ✓ Highly Influential Individuals Directing Voters Not to Use a Legal, Secure, Viable Voting Option
- ✓ Secure Chain of Custody Throughout



County
Pima
Pinal
Yavapai
Coconino
Mohave
Gila
Santa Cruz
Apache



DOOR 3 BALLOTS

By the Numbers

100%

of Door 3 Election Day Ballots were
counted

1%
of total ballots

16,724 of 1,562,758 Ballots Cast

206
voters

cast a ballot at a second location, 193
determined to have legally voted



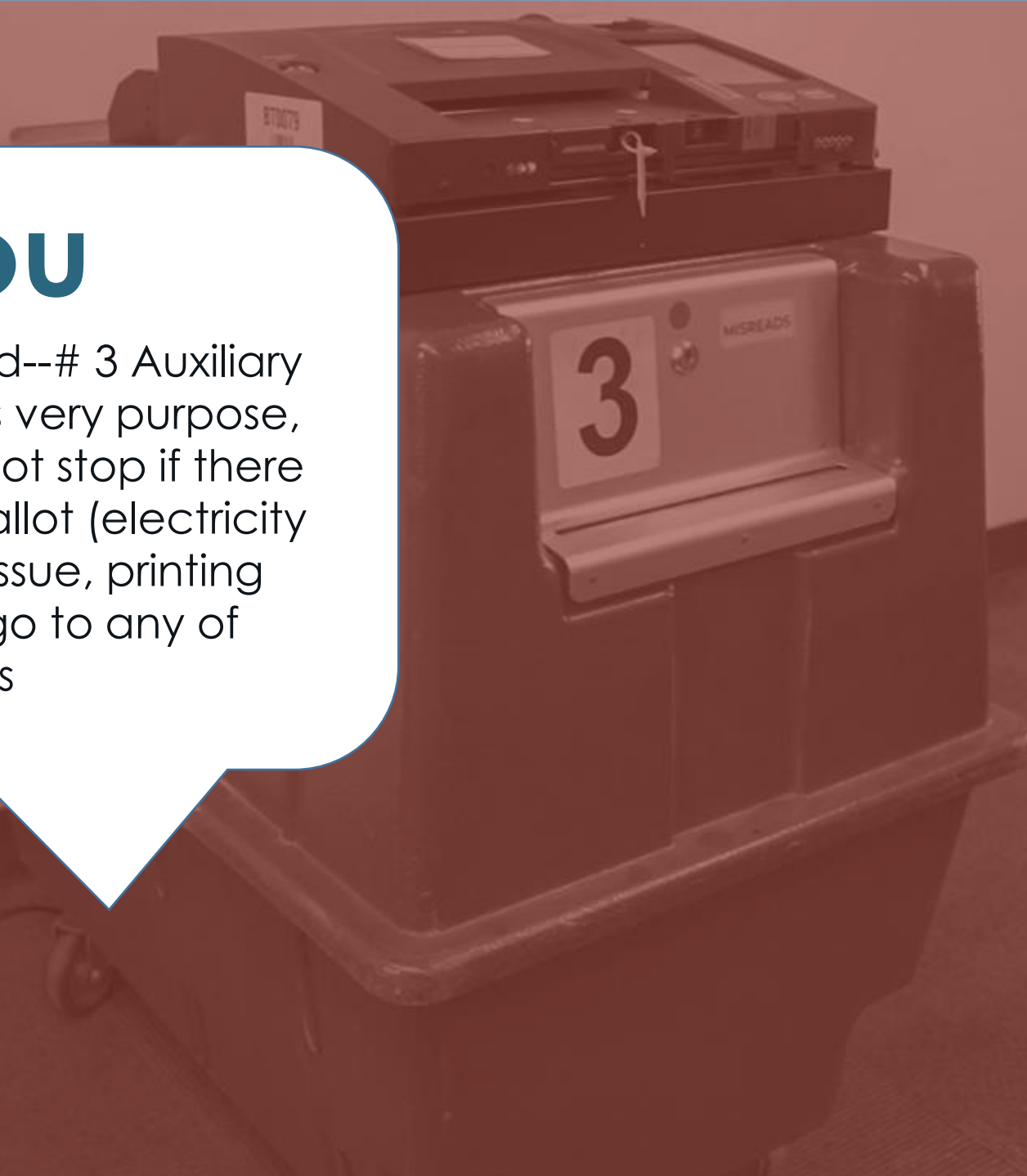
**Audited & Reconciled Under the
Observation of the Political Parties**

Thank You

Voting has NOT stopped--# 3 Auxiliary Ballot Bin is there for this very purpose, to ensure voting does not stop if there is an inability to scan ballot (electricity goes out, mechanical issue, printing error, etc.) Voters can go to any of the other 180+ locations



Source: [Twitter](#)




Claim

How about finish counting. We are 5 days past ED. This is nonsense.



Source: [Twitter](#)



IMPROVED TABULATION PROCEDURES

- ✓ **Certified:** Equipment is EAC (Federal) & SOS (State) Certified
- ✓ **Accurate:** Confirmed by hand counts performed by the political parties, audits, and accuracy tests
- ✓ **Secure:**
 - No Internet Connections
 - 24/7 Live Video Streams
 - Physical and Logical access restrictions
 - Strict Chain of Custody and Logging
- ✓ Chain of Custody
- ✓ Audit Reconciliation

Maricopa County Elections Department | 602-506-1511 | [Maricopa.Vote](https://maricopa.vote)



Reporting Results Accurately and Timely

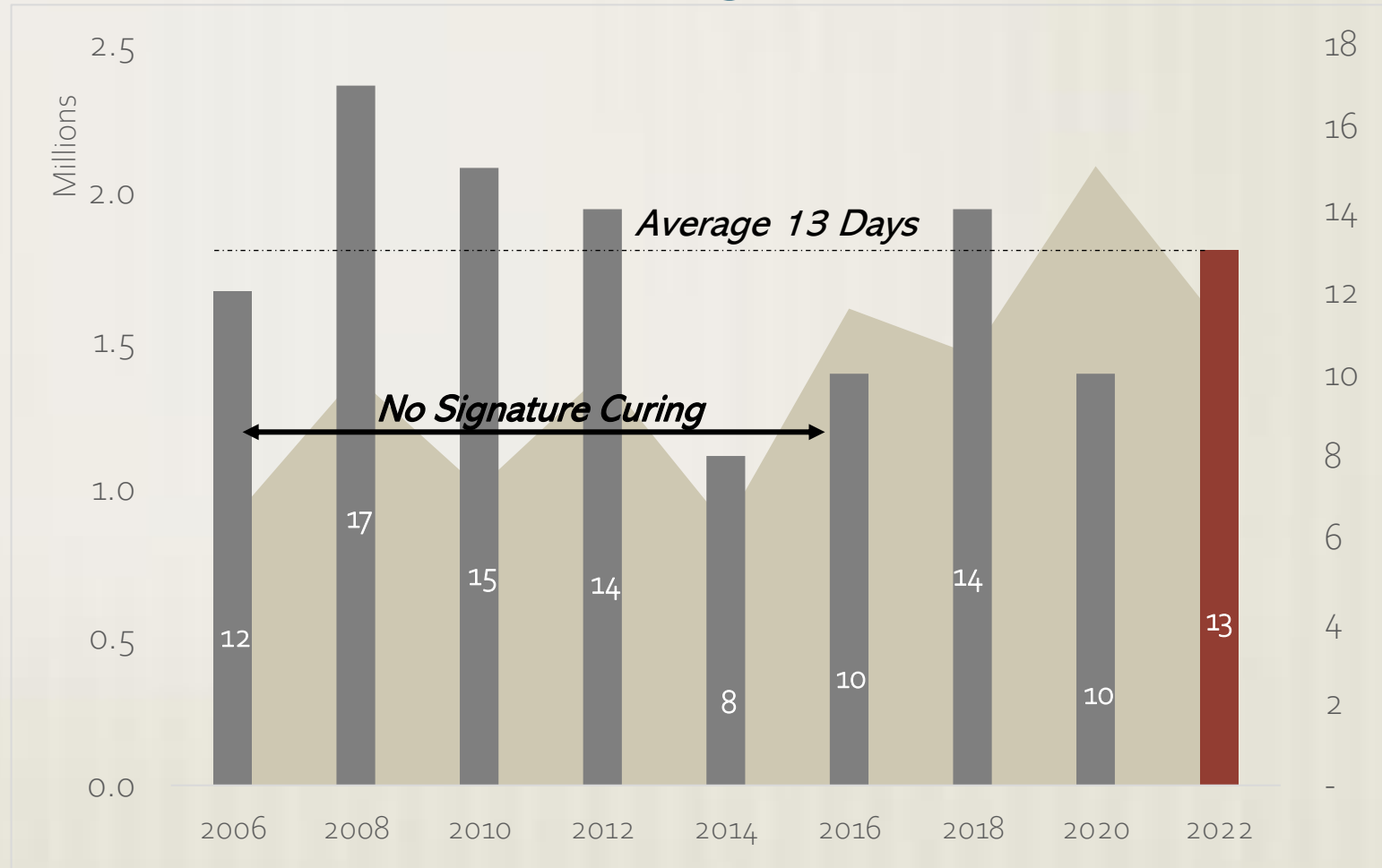
Fast, Accurate, & Reliable Results

- Total Ballots Counted 1,562,758
 - A record for a Mid-Term
- All Ballots Counted in 13 Days
 - Similar to Other States (FL, TX, UT) and historical timeframes
- 292K Early Ballots Dropped off on Election Day
 - 70% Increase over Prior Record
- 8 Day Curing Period (Veterans Day Holiday)
 - Thousands of Cure Requests in the Final Days before the 11/16 Deadline

of Ballots

Reporting Results

Days



Election Integrity

Election Day Ballot Security

State statute requires that all ballots stay onsite at a voting location until after the poll are closed.

Curing

State statute requires the counties provide voters up to five business days after the election to cure a conditional provisional ballot or a questioned signature.

Early Ballot Processing

State statute requires that all early ballots received and verified be processed by a bi-partisan team of humans.

Post-Election Audits

Before canvassing the election, statute requires the County's to perform post-election accuracy tests, audits, and hand counts (performed by the political parties).



Arizona Voter Verification Laws

ARS §§16-564 & 16-572

ARS §§16-550 & 16-584D

ARS §16-551

ARS §§16-564 & 16-572



Thank You

I want to thank you for your dedication and integrity. You're doing a great job! I have 100% confidence in your efforts and our voting system. BTW Arizona isn't taking any longer than the surrounding states to process the ballots! It takes time to do it right.



Source: Email 11/10/2022

Claim

Maricopa County has gone out of its way to shun & ignore the parties, particularly the Republican Party-- since their work product was questioned.



Source: [Twitter](#)

Political Party Observers

“Thank you! The whole staff is so great about answering questions. Please tell everyone we notice & we appreciate it!”

-Republican Observer



Observers Present Throughout the Election

- ✓ Tabulation
- ✓ Signature Verification
- ✓ Vote Centers (Early Voting & Election Day)
- ✓ Ballot Couriers
- ✓ Runbeck on Election Night
- ✓ Ballot Processing

Ambassador Program

- ✓ Created to answer observer questions and ensure observers have access to spaces throughout the Elections Department



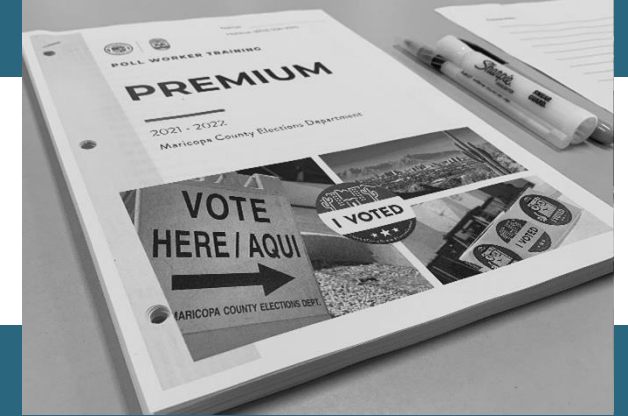
Training & Recruitment

Bipartisan Representation Throughout Entire Process

- ✓ Poll Workers
 - Democrats: 920 / Republicans: 920 / Other: 417
- ✓ MCTEC (Signature Verification, Tabulation, Ballot Processing, Couriers)
 - Democrats: 165 / Republicans: 162 / Other: 60

More Training

- ✓ Role Based Training (In-Person and Computer Based)
- ✓ Premium Poll Worker Training
- ✓ Inspector Workshops



Thank You

The poll workers at the Burton Barr Library could not have been friendlier or more professional. Make sure you thank the people working and volunteering at your polling location when you vote. Without them, we would have no free and fair elections.



Source: [Twitter](#)

Claim

Where's the transparency in the counting of ballots throughout the day? No coverage by MSM. This is weird.

Source: Twitter

39 Press Conferences &
Press Releases

93 Events, tours & workshops
plus monthly newsletters
to 40K+ subscribers

395 Paid Ad Types in English
& Spanish (Over 45
million Impressions)*

600+ Media interviews plus 16
press conferences and
23 news releases


21.8K Emails answered from
Sept. 1-November 10

55.9K Election calls received
by STAR call center

*Final advertising impressions will be available in late December

OUTREACH & COMMS

Timely, Transparent & Accurate

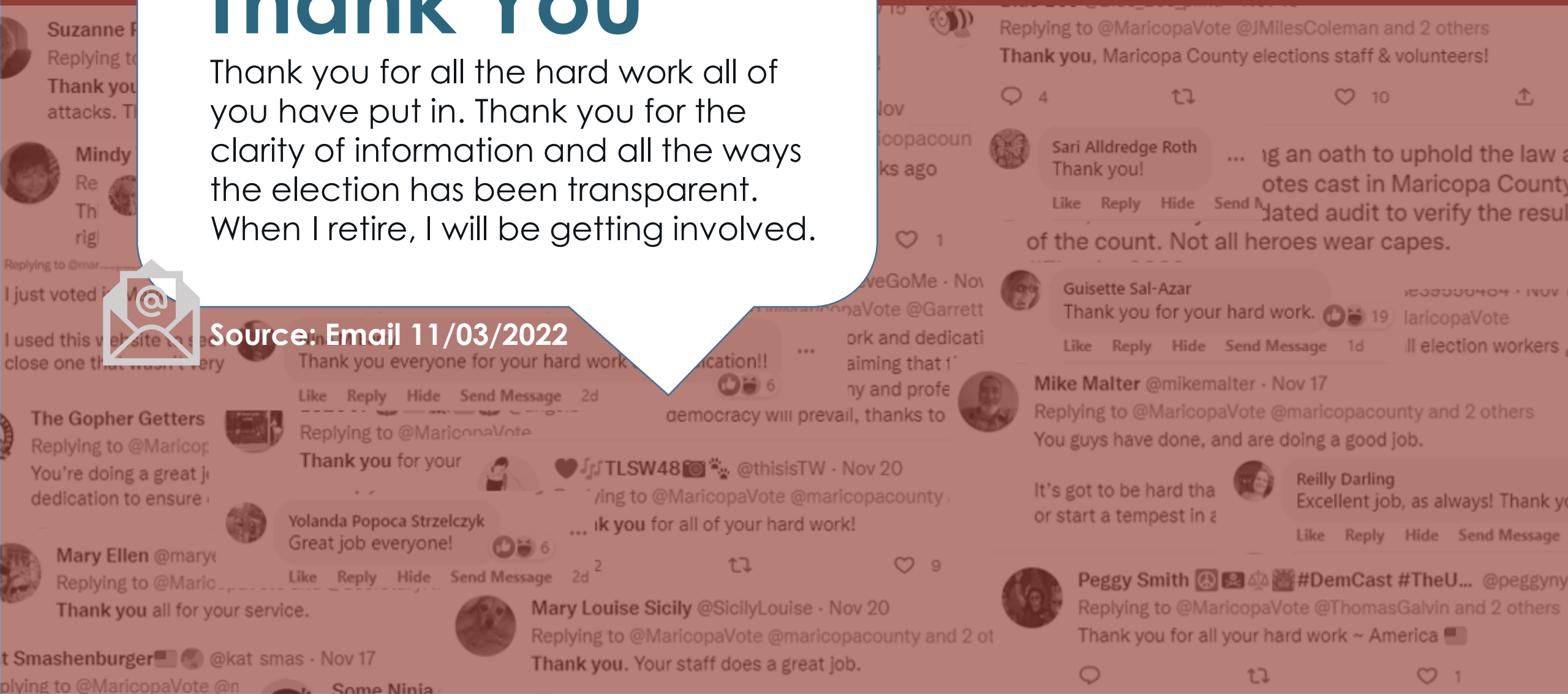


Thank You

Thank you for all the hard work all of you have put in. Thank you for the clarity of information and all the ways the election has been transparent. When I retire, I will be getting involved.



Source: Email 11/03/2022





QUESTIONS?

Scott Jarrett

Director of Elections (In-Person / Tabulation)
Maricopa County Elections Department



@MaricopaVote

Rey Valenzuela

Director of Elections (Services & Mail-in Voting)
Maricopa County Elections Department



@MaricopaVote