



# FEMA

## **Daily Operations Briefing**

**Wednesday, February 24, 2016**

**8:30 a.m. EST**

# Significant Activity: February 23-24



**Significant Events:** Severe Weather – Gulf Coast

**Significant Weather:**

- Strong to severe thunderstorms: Southeast to Mid-Atlantic
- Heavy rain with Flash Flooding possible: Ohio/Tennessee Valley, Mid-Atlantic, and Northeast
- Heavy snow and freezing rain possible: Ohio Valley, Great Lakes, and Northeast
- Red Flag Warnings: Texas
- Critical/Elevated Fire Weather Areas: Southern TX; CA / AZ border
- Space Weather: None observed past 24 hours; none expected next 24 hours

**Tropical Activity:** No activity affecting U.S. territories

**Earthquake Activity:** No significant activity

**Declaration Activity:** No activity

# Severe Weather Outbreak:



## Summary:

- Severe weather moved across the Gulf Coast on Tuesday. Heavy rain and severe weather is forecast for today

## Impacts

- 30 preliminary tornadoes reported: **LA** (9); **MS** (5); **AL** (6), **FL** (7), **GA** (3)
- Downed trees and power lines reported across the affected areas
  - Power outages: 49k customers across Regions IV & VI - most in LA (14K and GA (12k) (*DOE-Eagle I, as of 8:00 a.m. EST, this morning*)
- Seven (7) shelters are open/ 55 occupants in **TX** (1/0); **LA** (1/4) & **FL** (5/51); (ARC as of 8:00 a.m. EST)

## Louisiana:

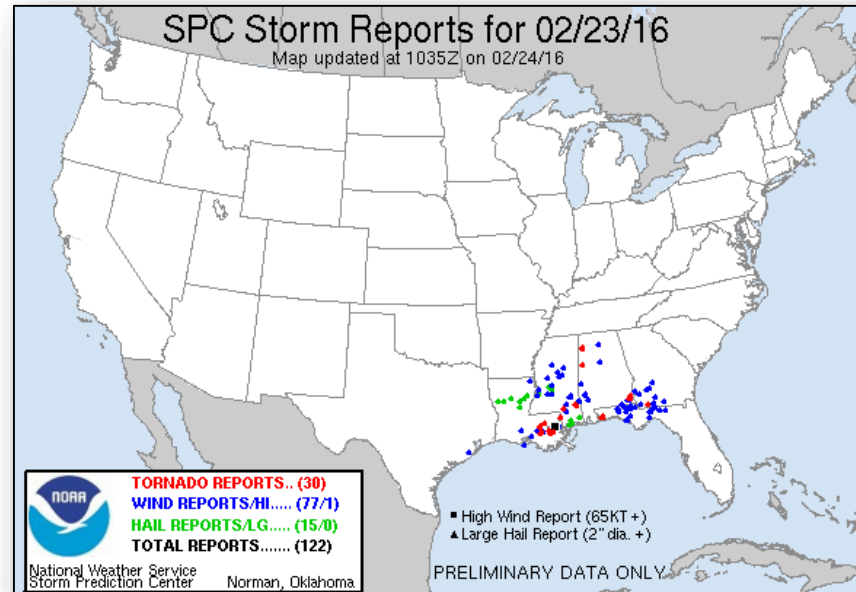
- Fatalities/Injuries: 3 (unconfirmed) / 50-100 injuries
- Damage: Assumption & St. James Parish reported greatest amount of damage
  - St. James Parish: Approximately 160 trailers overturned at RV Park in the City of Convent (pop 711) west of New Orleans
  - Assumption Parish: Water tower collapsed; boil water advisory was issued for the area

## Mississippi:

- Lamar County: 1 unconfirmed fatality and numerous injuries reported

## Florida:

- Fatalities/Injuries: None / Six (6) injuries
- Escambia County: three apartment buildings (additional evacuations due to gas leak) and an industrial building collapsed in Pensacola (pop 53,068)



# Severe Weather Outbreak:



## Response:

### Region VI

- RRCC is not activated; RWC Enhanced Watch (Daytime Only)

### Louisiana

- State of Emergency Declared for 7 Parishes
- GOHSEP Partially Activated

### Region IV

- RRCC is not activated: RWC is at Enhanced Watch (24/7)
- LNO is deployed MS
- States of Emergency Declared: AL & MS
- GA & MS EOCs are Partially Activated
- FL EOC remains at Normal Operations with Enhanced Staffing

### FEMA HQ

- NRCC is not activated; NWC is at Watch/Steady State
- No requests for FEMA assistance



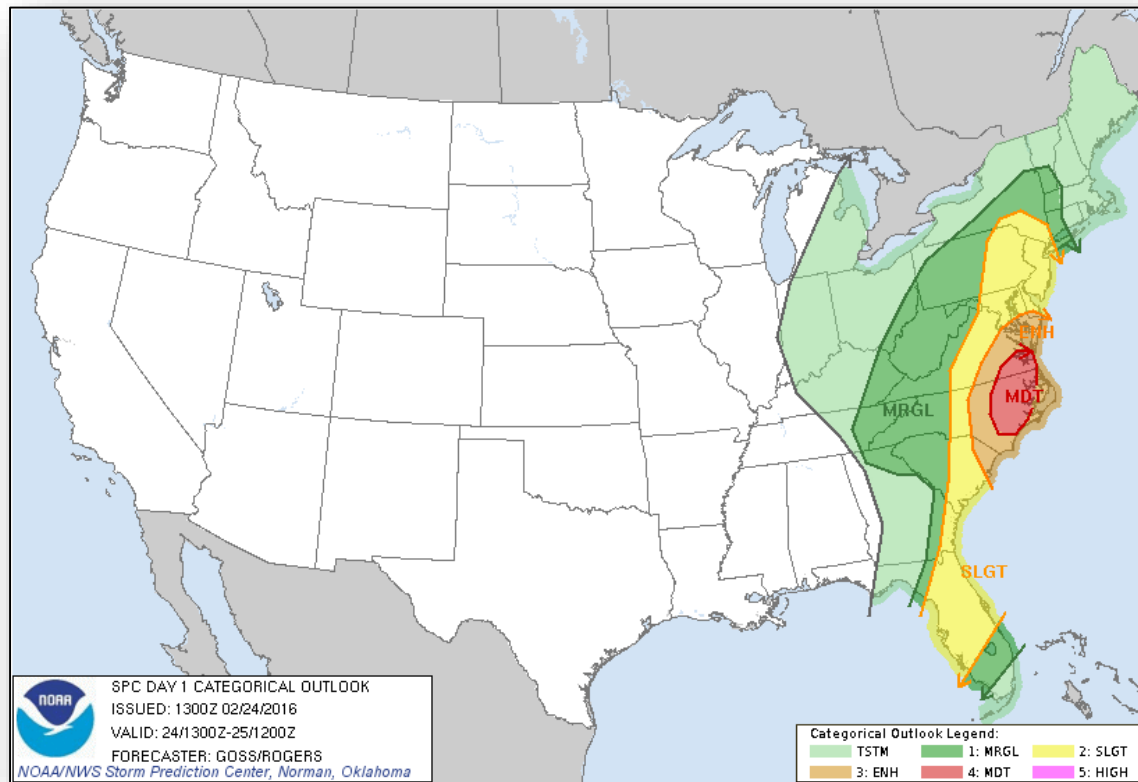
Trailer Park Damaged: Convent, Louisiana  
Photo Credit: Media

# Severe Weather Outlook: Day 1

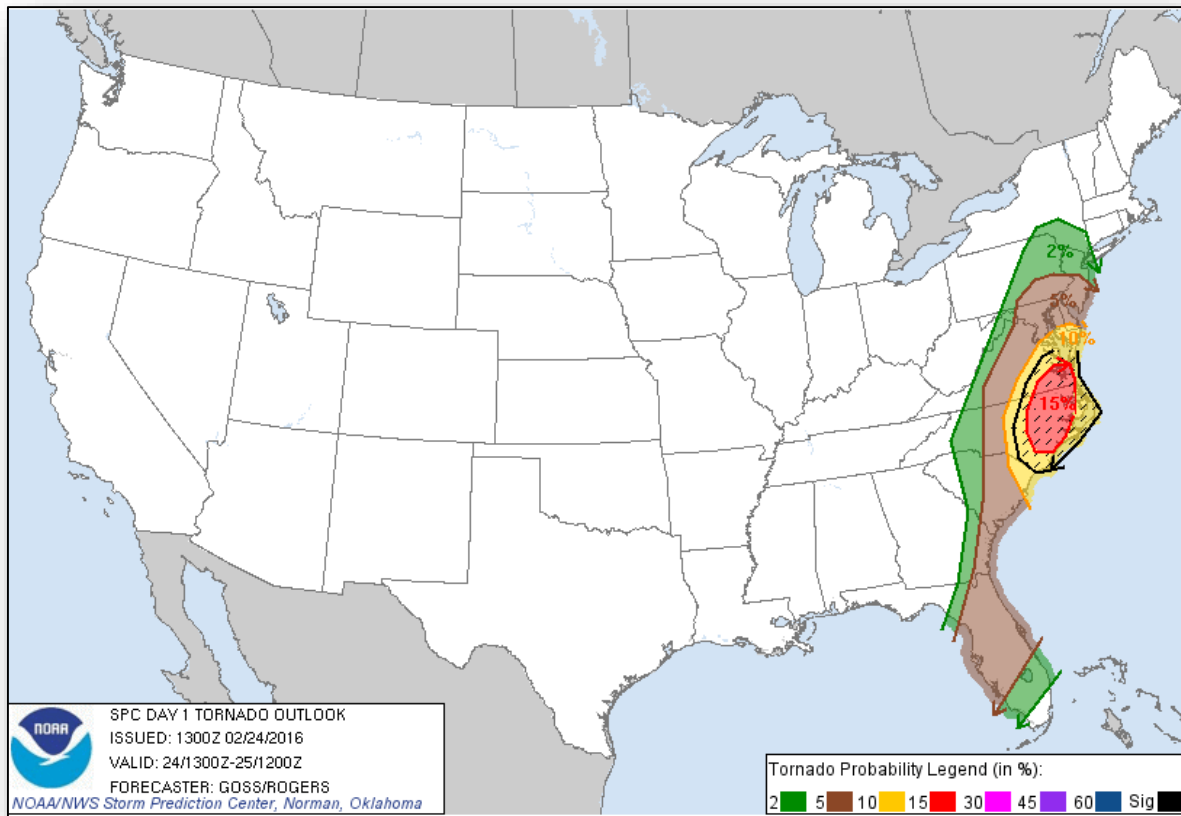


## Categories

- Thunderstorms
- Marginal Risk
- Slight Risk
- Enhanced Risk
- Moderate Risk
- High Risk





# Tornado Outlook: Day 1



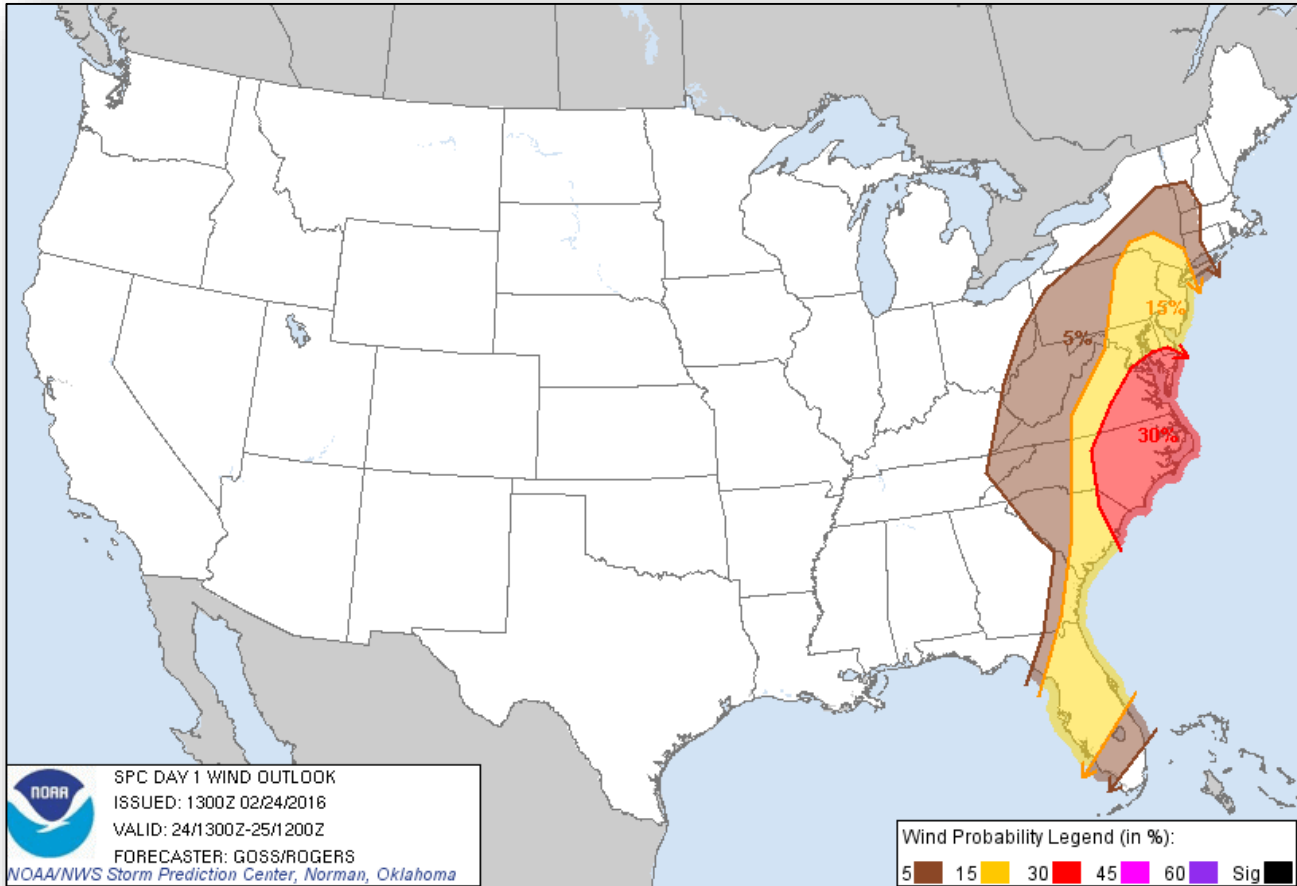
## Tornado Probabilities

Probability for EF0+ tornado within 25 miles of a point



 10%+ Probability for Significant Tornadoes (EF2+)

# Severe Wind Outlook: Day 1



## Damaging Wind Probabilities

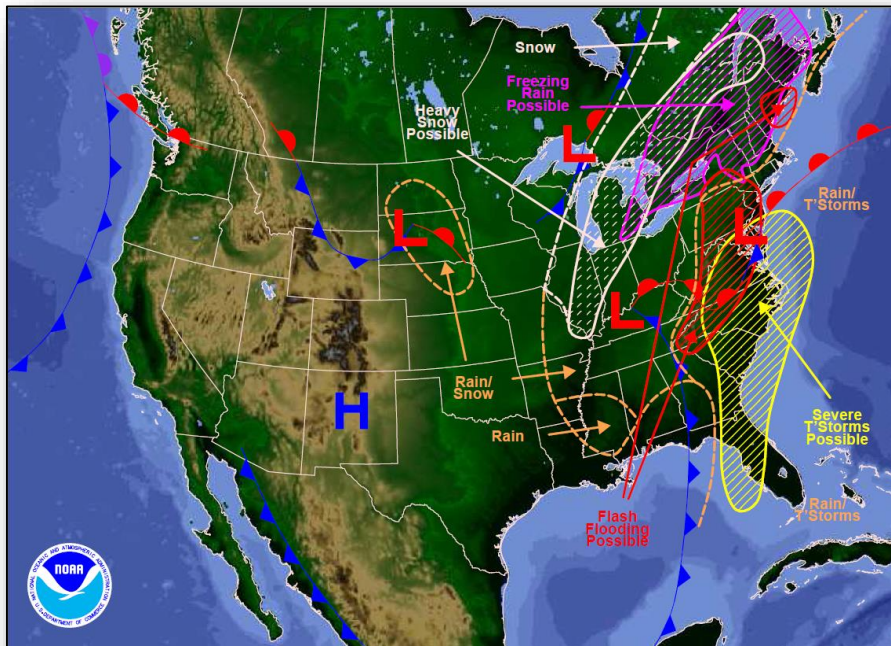
Probability of 1 inch diameter hail or larger within 25 miles of a point

- 5%
- 15%
- 30%
- 45%
- 60%+

10%+ Probability for Significant Damaging Winds (75+ mph gusts)

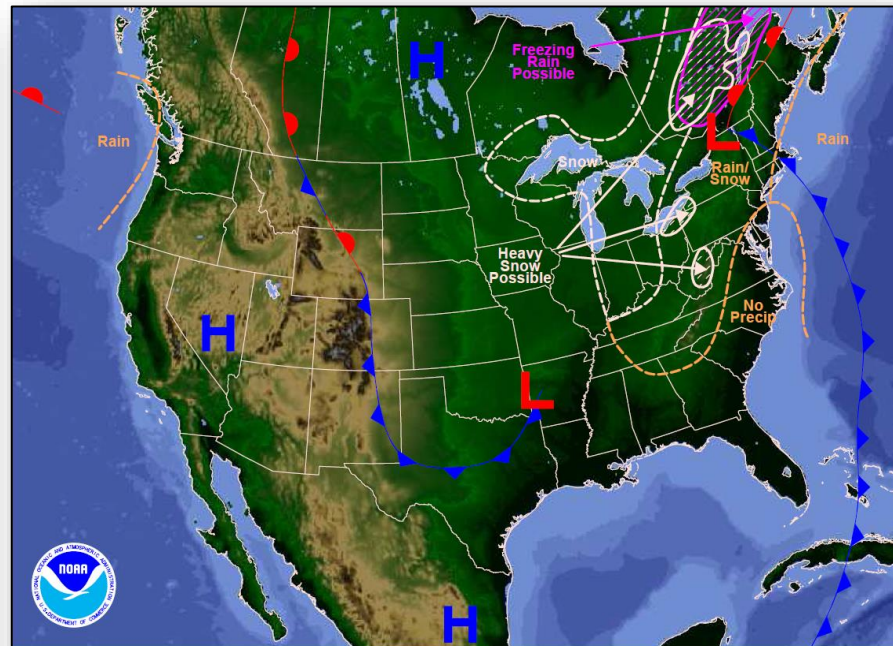


# National Weather Forecast



Weather Forecast for Wed, Feb 24, 2016, issued 3:55 AM EST  
DOC/NOAA/NWS/NCEP/Weather Prediction Center  
Prepared by McCreynolds based on WPC, SPC and NHC forecasts

*Today*

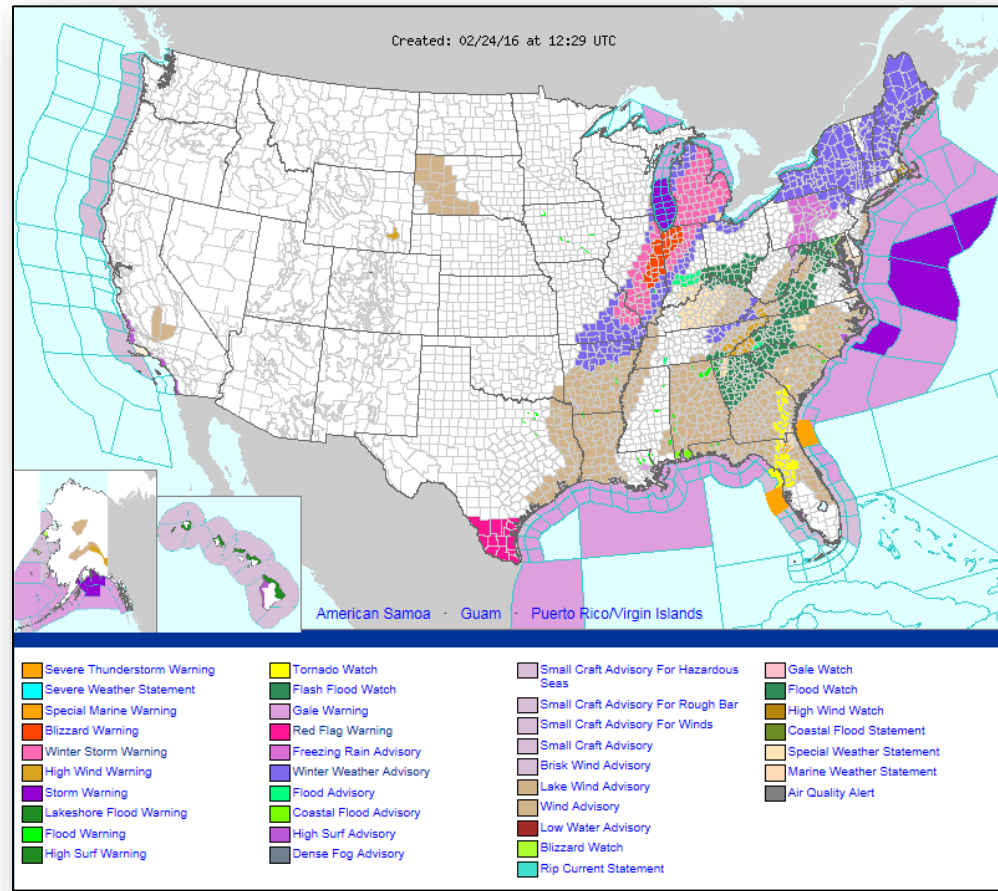


Weather Forecast for Thu, Feb 25, 2016, issued 3:59 AM EST Wed, Feb 24, 2016  
DOC/NOAA/NWS/NCEP/Weather Prediction Center  
Prepared by McCreynolds based on WPC, SPC and NHC forecasts

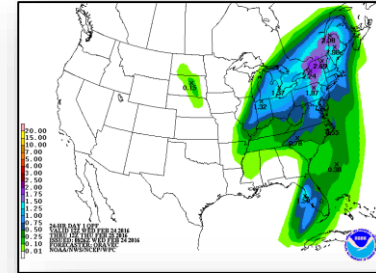
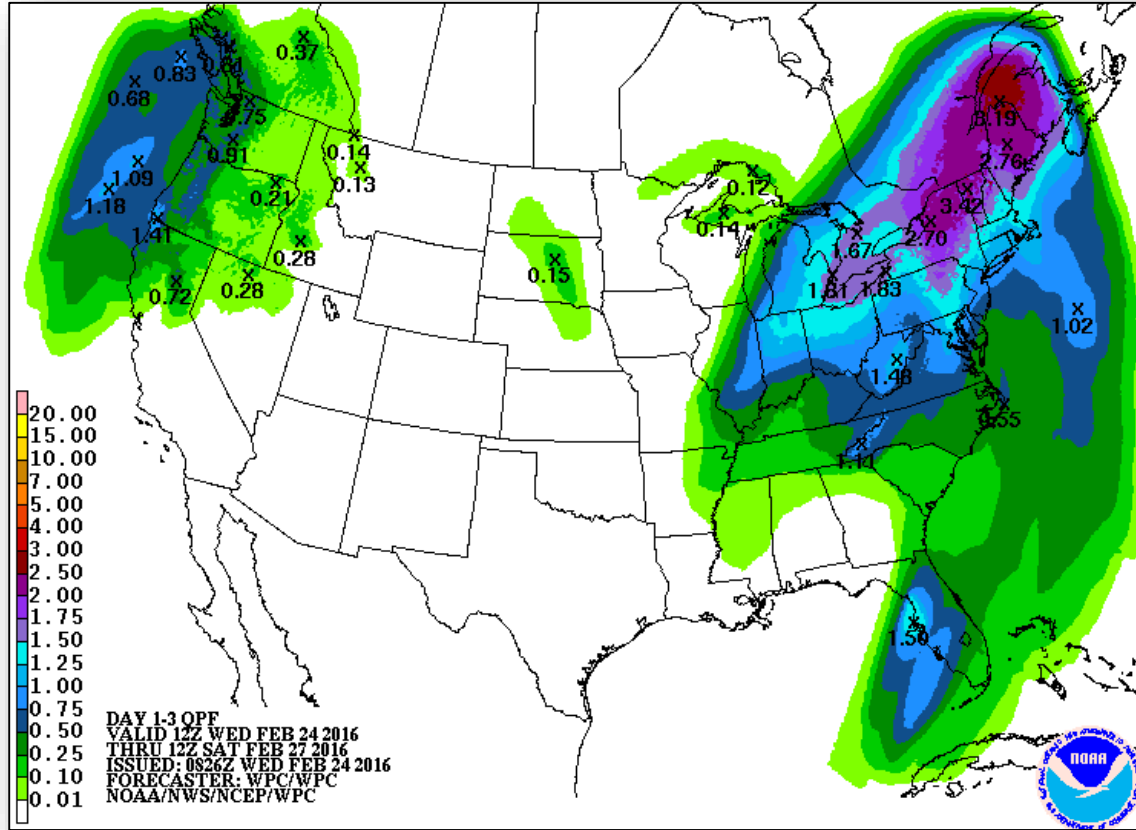
*Tomorrow*



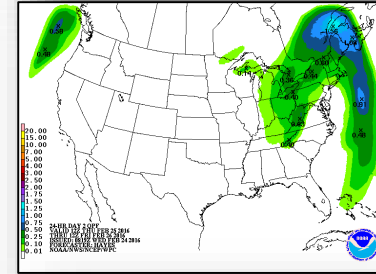
# Active Watches/Warnings



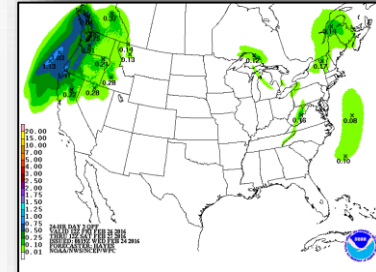
# Precipitation Forecast, 1-3 Day



Day 1

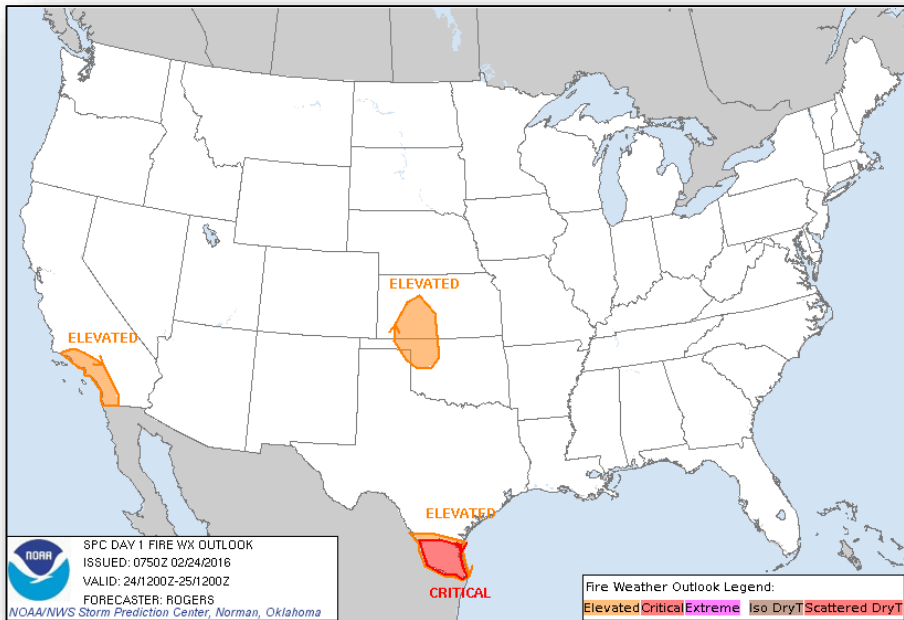


Day 2

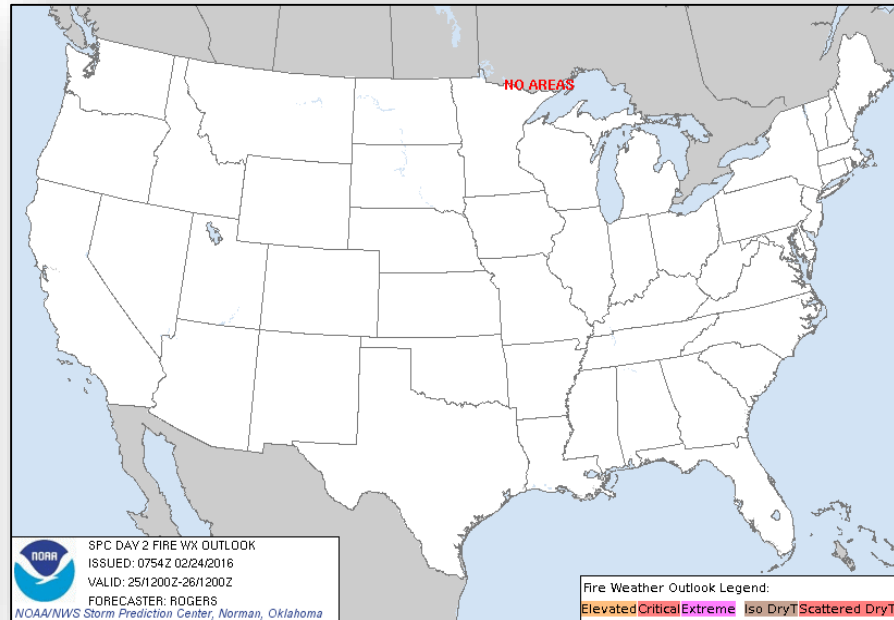


Day 3

# Fire Weather Outlook

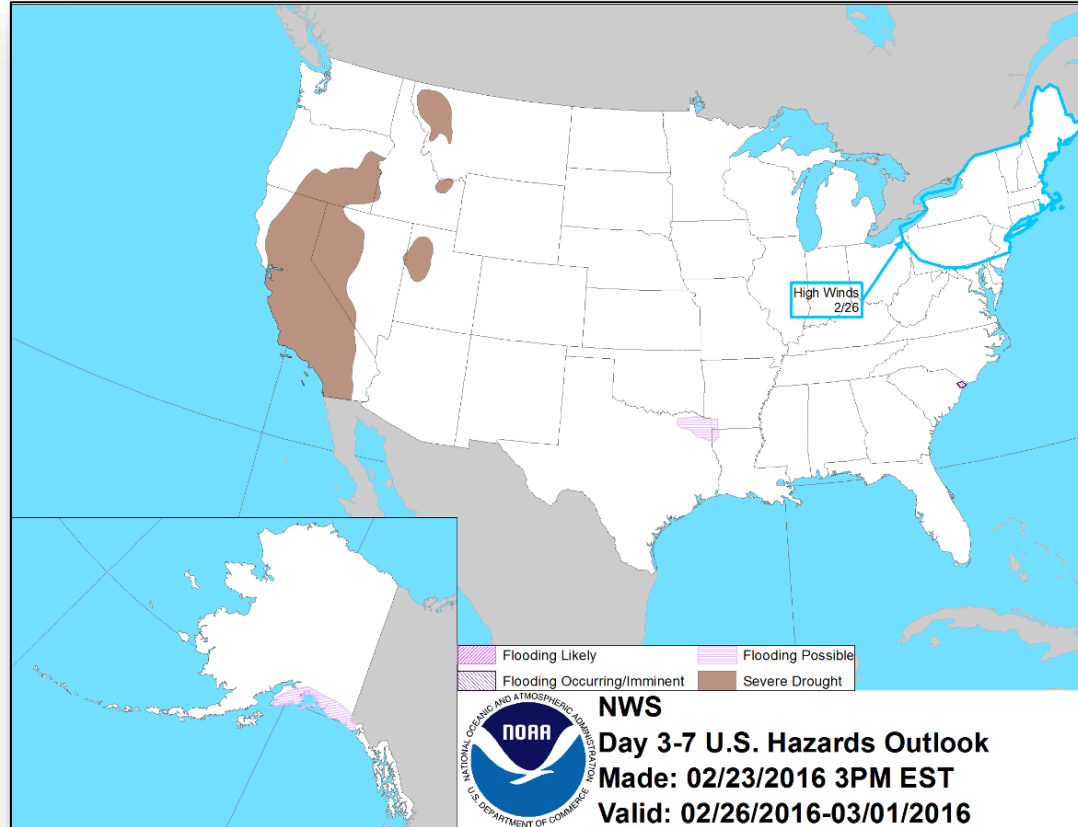


**Today**



**Tomorrow**

# Hazard Outlook February 26 - March 1





# Space Weather



FEMA

	Past 24 Hours	Current	Next 24 Hours
<b>Space Weather Activity</b>	None	None	None
Geomagnetic Storms	None	None	None
Solar Radiation Storms	None	None	None
Radio Blackouts	None	None	None



# Disaster Requests & Declarations



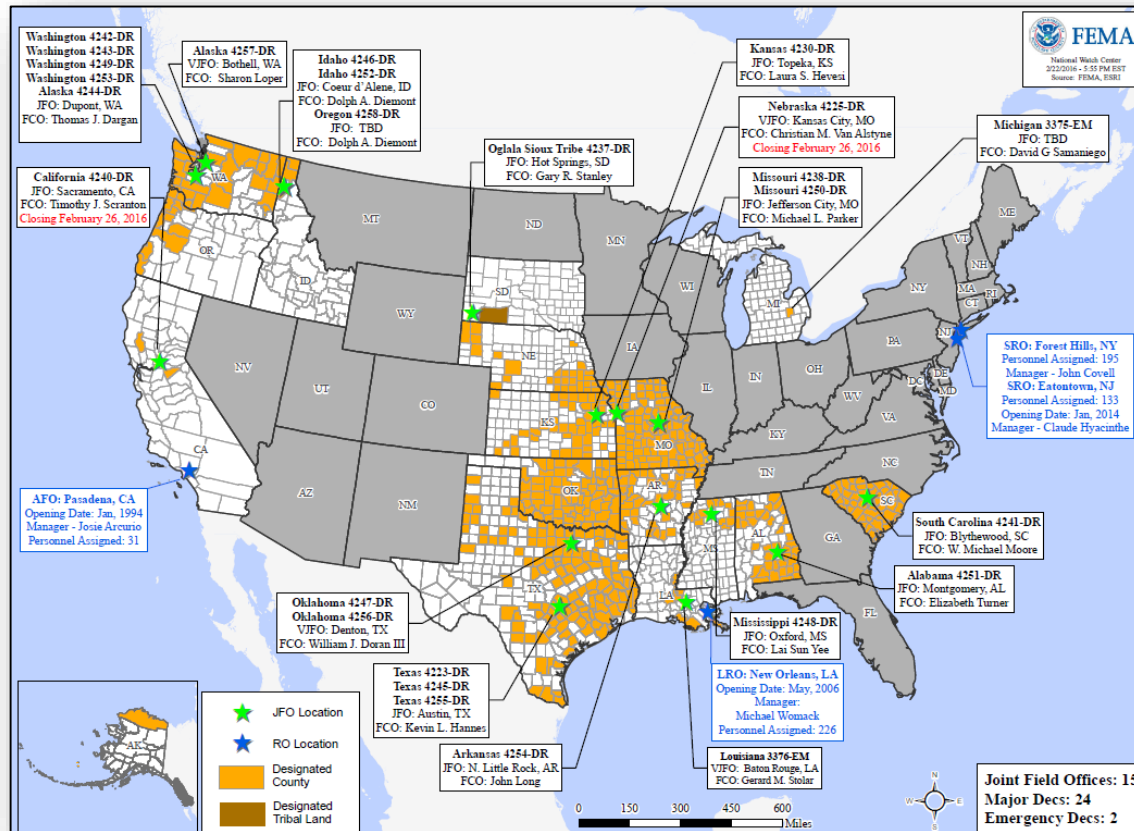
Declaration Requests in Process		Requests APPROVED (since last report)	Requests DENIED (since last report)
8	Date Requested	0	0
DC – DR Snowstorm	January 29, 2016		
NJ – DR Severe Winter Storms, Snowstorm	February 11, 2016		
GA – DR Severe Thunderstorms, Flash Flooding, Flooding	February 10, 2016		
NM – DR Severe Winter Storm and Snowstorm	February 14, 2016		
DE – DR Severe Winter Storm and Flooding	February 18, 2016		
PA – DR Severe Winter Storm and Snowstorm	February 19, 2016		
MD – DR Severe Winter Storm and Snowstorm	February 19, 2016		
VA – DR Severe Winter Storm and Snowstorm	February 19, 2016		



# Open Field Offices as of February 24



FEMA



# Joint Preliminary Damage Assessments



Region	State / Location	Event	IA/PA	Number of Counties		Start – End
				Requested	Complete	
III	WV	Severe Winter Storm/Snowstorm January 22-23, 2016	PA	33	0	2/17 – TBD
	PA	Severe Winter Storm/Snowstorm January 22-23, 2016	PA	31	0	2/23 – TBD
IV	FL	Severe Storms/Tornadoes February 15, 2016	IA	1	1	2/22 – 2/23

# FEMA Readiness – Deployable Teams /Assets



Deployable Teams/Assets									
Resource	Status	Total	FMC Available		Partially Available	Not Available	Detailed, Deployed, Activated	Comments	Rating Criterion
FCO		33	16	48%	0	1	16	Only 2 Type 1 FCOs available	OFDC Readiness: FCO   Green   Yellow   Red Type 1   3+       2       1 Type 2   4+       3       2 Type 3   4       3       2  FDRC    3       2       1
FDRC		8	3	38%	0	0	5		
US&R		27	27	100%	0	0	0		
National IMAT		3	3	100%	0	0	0		• Green = Available/FMC • Yellow = Available/PMC • Red    = Out-of-Service • Blue    = Assigned/Deployed
Regional IMAT		13	7	50%	0	0	7*	<u>Deployed:</u> RIV (Team 1) Deployed to AL RV (Team 1) Deployed to MI RVI (Team 1) Deployed to AR; (Team 2) Deployed to TX RVII Deployed to MO RIX (Team 2) Deployed to OR RX Deployed to WA <u>*Deployed but Available to re-deploy:</u> RII (Deployed in place for Regional Relocation Taskforce)	• Green: 3 avail • Yellow: 1-2 avail • Red: 0 avail ( <i>Individual N-IMAT red if 50% of Section Chiefs and/or Team Leader is unavailable for deployment.</i> )
MERS Teams		18	17	94%	0	0	1	<u>Deployed:</u> Bothell (deployed to OR)	• Green = 7 or more avail • Yellow: 4 - 6 teams available • Red: > 8 teams deployed/unavailable  <i>R-IMAT also red if TL Ops/Log Chief is unavailable &amp; has no qualified replacement</i>
									• Green = >66% available • Yellow = 33% to 66% available • Red = <33% available

# FEMA Readiness – National/Regional Teams



National/Regional Teams									
Resource	Status	Total	FMC Available		Partially Available	Not Available	Status	Comments	Rating Criterion
NWC		5	5	100%	0	0	Not Activated		<ul style="list-style-type: none"> <li>• Green = FMC</li> <li>• Yellow = PMC</li> <li>• Red = NMC</li> </ul>
NRCC		2	344	89%	0	44	Not Activated		
HLT		1	N/A	N/A	0	0	Not Activated		
DEST							Not Activated		
RRCCs		10	10	100%	0	0	Not Activated		
RWCs/MOCs		10	10	100%	0	0	Not Activated	Severe Weather: Region IV RWC Enhanced Watch – LNO deployed to MS Region VI RWC Enhanced Watch (dayshift only); LNO's on stand-by	



# FEMA

**FEMA's mission is to support our citizens and first responders to ensure that as a nation we work together to build, sustain, and improve our capability to prepare for, protect against, respond to, recover from, and mitigate all hazards.**