



FEMA

Daily Operations Briefing

Tuesday, March 31, 2015

8:30 a.m. EDT

Significant Activity: Mar 30-31



Significant Events: None

Significant Weather:

- Snow/Heavy snow – Northern Intermountain & Upper Great Lakes to Mid-Atlantic & Northeast
- Rain & Snow – Northern Rockies & Northern High Plains, Lower Great Lakes
- Slight Risk of Severe Thunderstorms – Southern Plains
- Rain & Thunderstorms – Central Rockies, Southwest & Central/Southern Plains to Southeast
- Rain – Pacific Northwest/Northern CA, Northern Plains & Mid-Atlantic
- Critical/Elevated Fire Weather: Northern/Central Plains & Appalachians to Mid-Atlantic/Southeast
- Red Flag Warnings: MT, ND, SD, NE, WY & VA
- Space Weather: Past 24 hours/next 24 hours – No space weather storms observed or predicted

Tropical Activity: No activity affecting U.S. interests

Declaration Activity: None

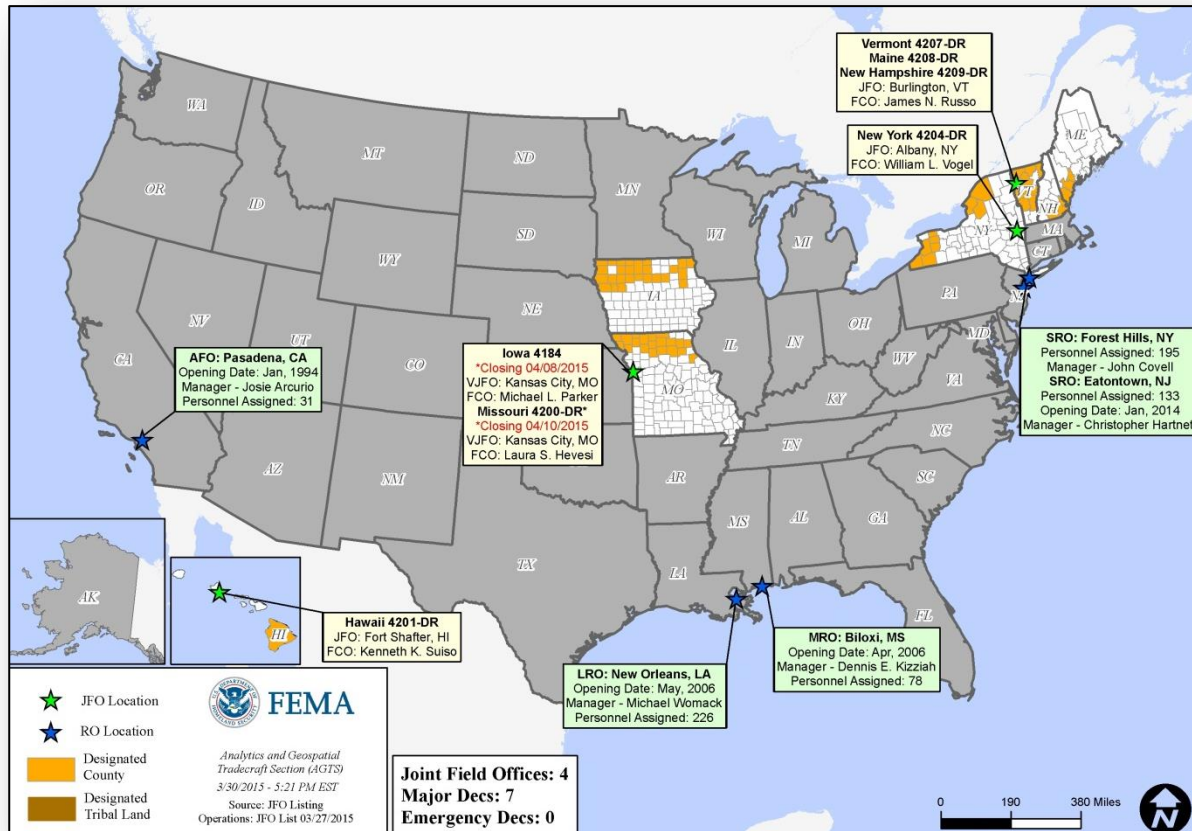
FEMA Readiness: No significant change

Wildfire Summary



Fire Name (County)	FMAG #	Acres burned	% Contained Est. Containment date	Evacuations (Residents)	Structures Threatened	Structures Destroyed	Fatalities / Injuries
Montana							
West Fork (Carbon County)	Not Requested	400 (-300)	0 (-20)%	None	30 Homes	0	0/0
Pine Crest (Stillwater County)	Not Requested	3,000 (-1,000)	45 (+35)%	Evacuations Lifted	87 Homes	2 Homes 3 Other	0/1
South Dakota							
Sheep Draw (Harding County)	Not Requested	10,200	15%	None	8 Homes 1 Apt Complex Natural Gas Wells	1 Outbuilding	0/0

Open Field Offices as of March 31



Disaster Requests & Declarations



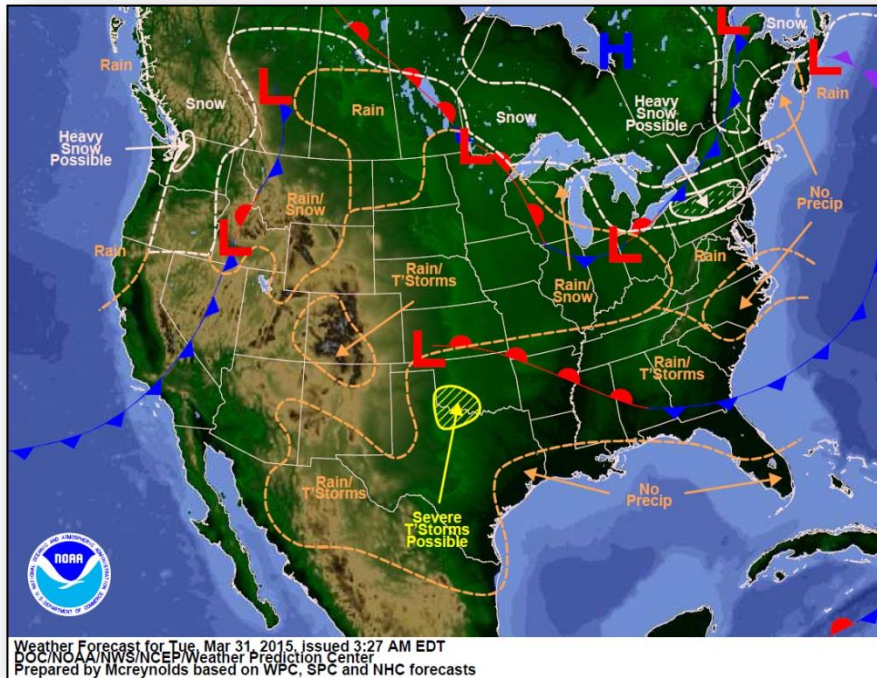
Declaration Requests in Process		Requests APPROVED (since last report)	Requests DENIED (since last report)
5	Date Requested	0	0
RI – DR Severe Winter Storm & Snowstorm	March 25, 2015		
WV – DR Severe Winter Storm, Flooding, Landslides, & Mudslides	March 24, 2015		
TN – DR Severe Winter Storm & Flooding	March 26, 2015		
MA – DR Severe Winter Storm & Snowstorm	March 27, 2015		
CT – DR Severe Winter Storm & Snowstorm	March 27, 2015		

Joint Preliminary Damage Assessments

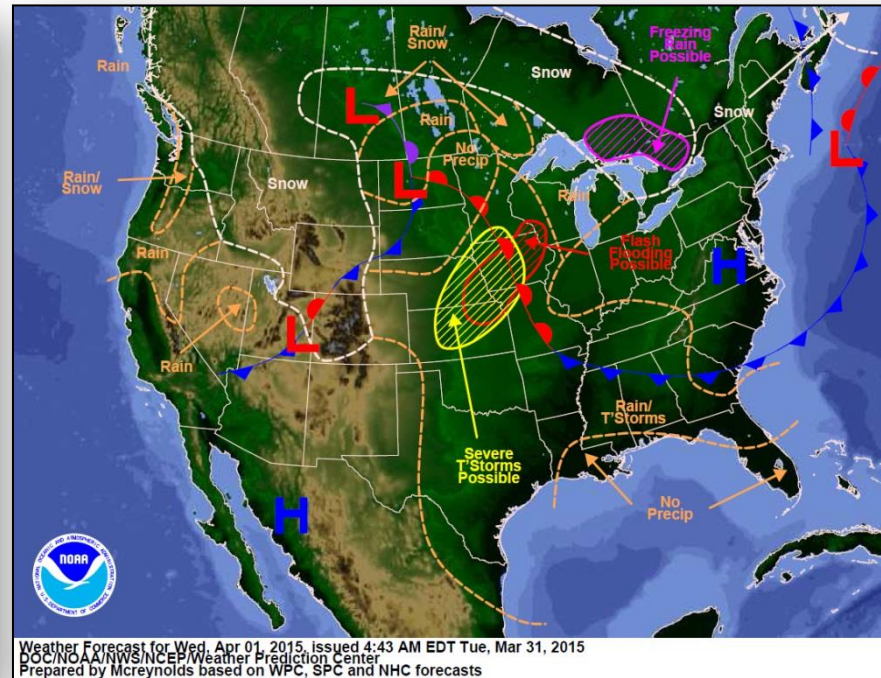


Region	State / Location	Event	IA/PA	Number of Counties		Start – End
				Requested	Complete	
IV	KY	Severe Winter Weather: Snow & Arctic Air February 15-26, 2015	PA	35	0	3/30-TBD
IV	KY	Severe Winter Weather: Snow, Sleet & Rain March 4-6, 2015	PA	28	0	3/30-TBD
IV	GA	Severe Winter Weather & Ice Storm February 14-18, 2015	PA	22	22 (+5)	3/25-3/30
VI	OK	Tornadoes March 25, 2015	IA	2	2 (+2)	3/27-3/27

National Weather Forecast

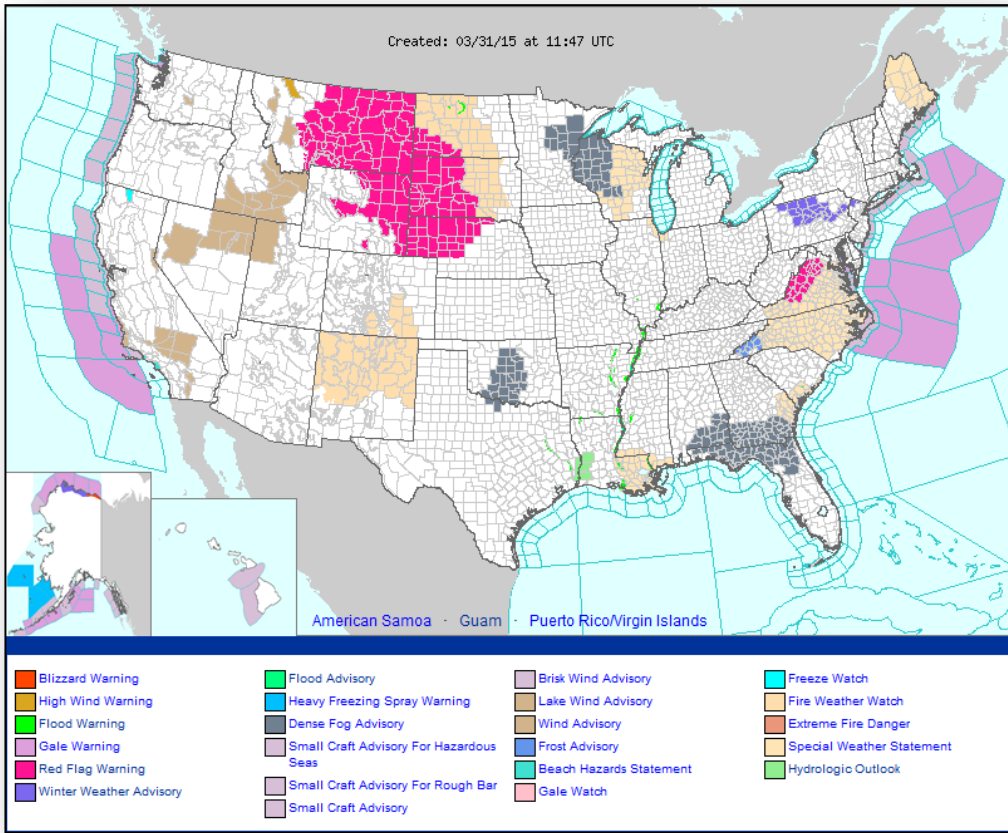


Today

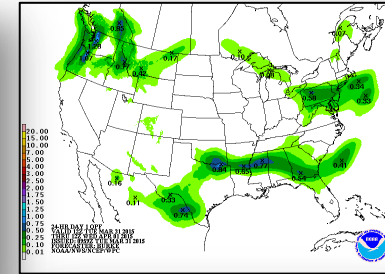
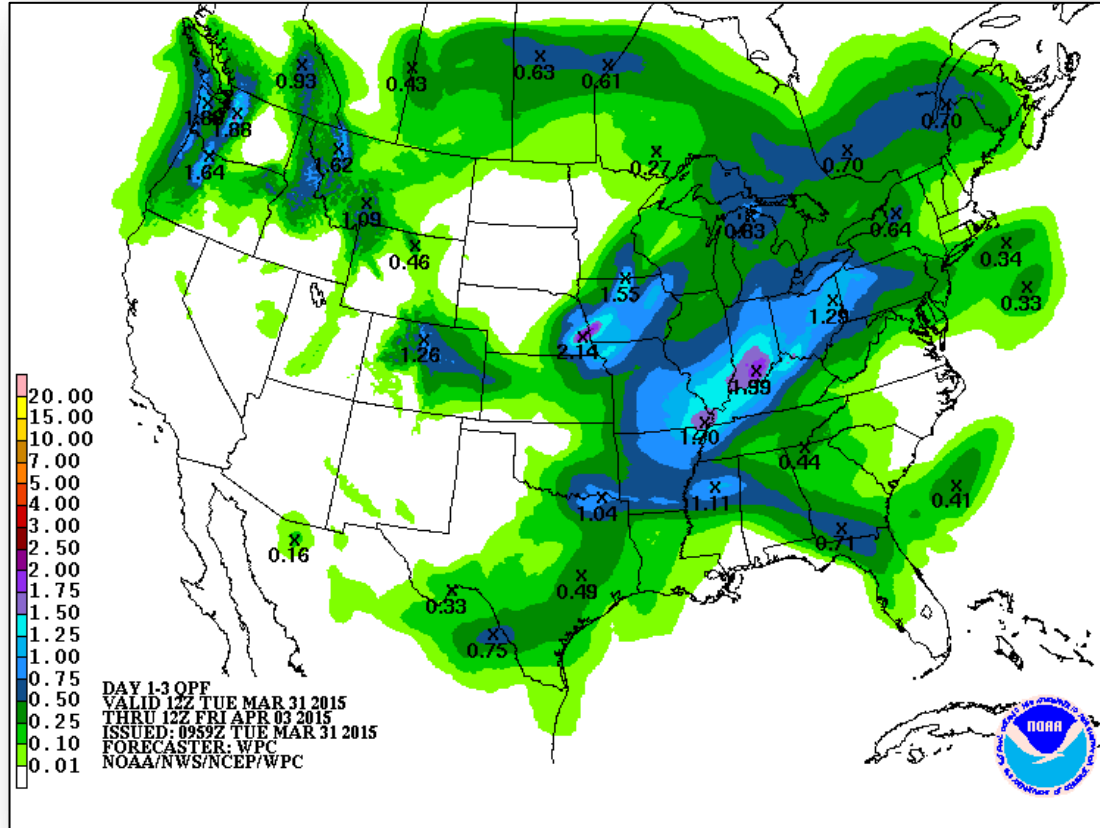


Tomorrow

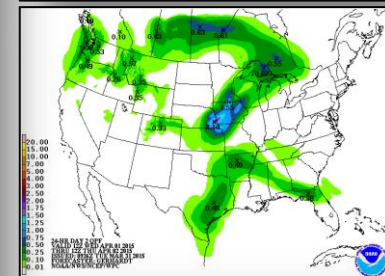
Active Watches/Warnings



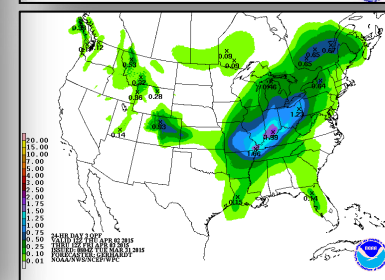
Precipitation Forecast 1-3 Day



Day 1

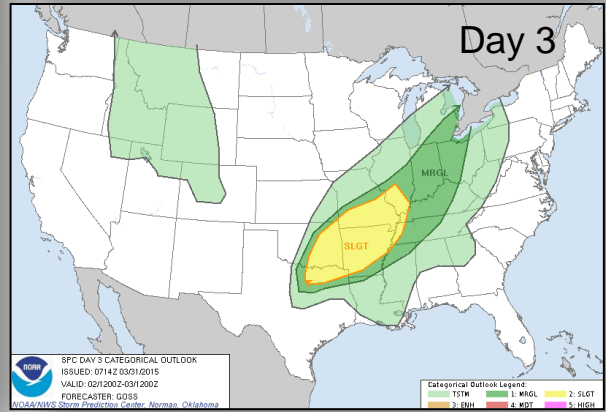
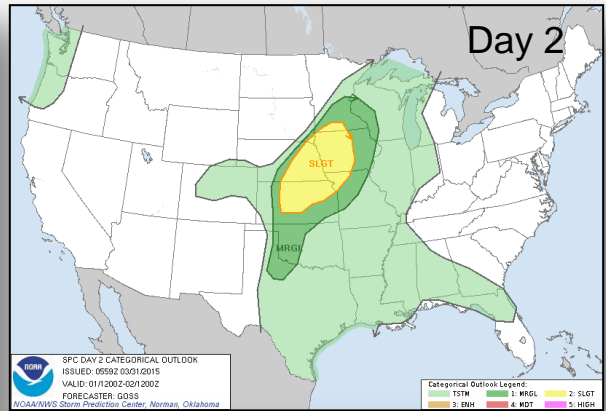
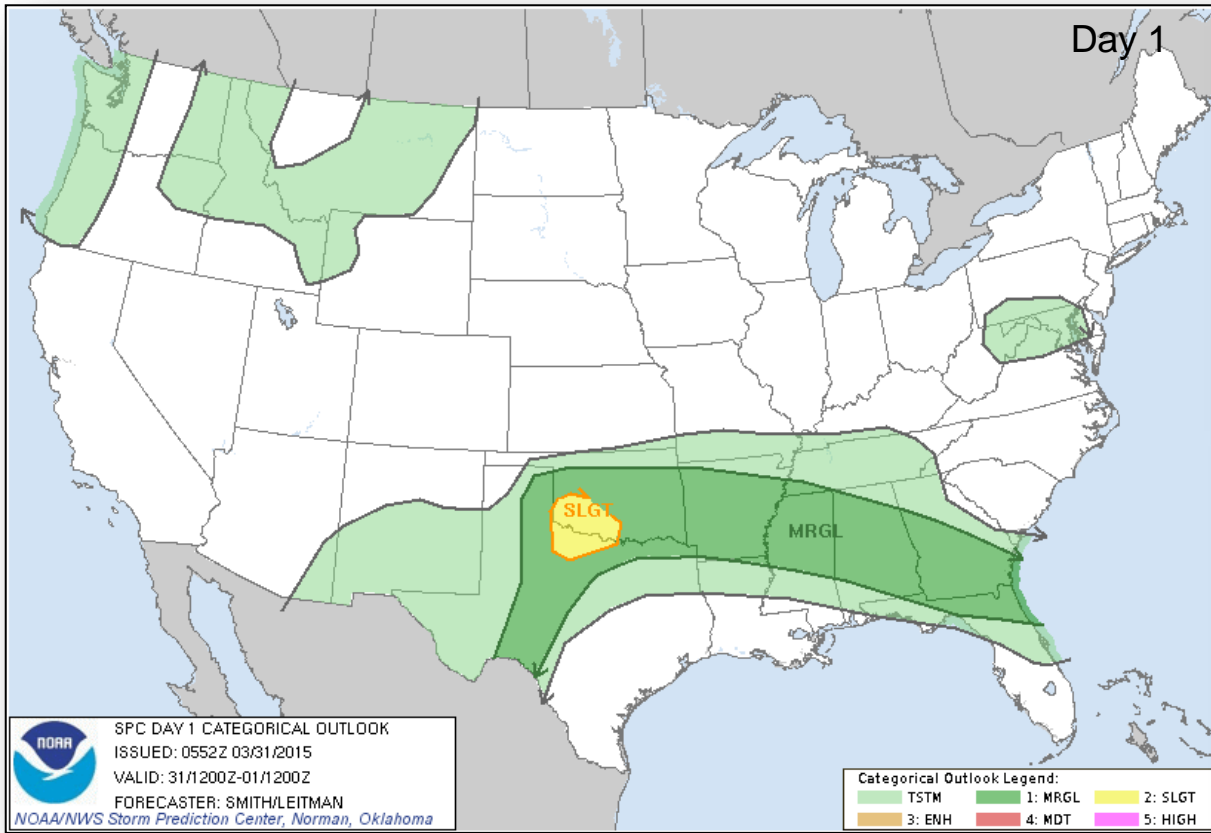


Day 2

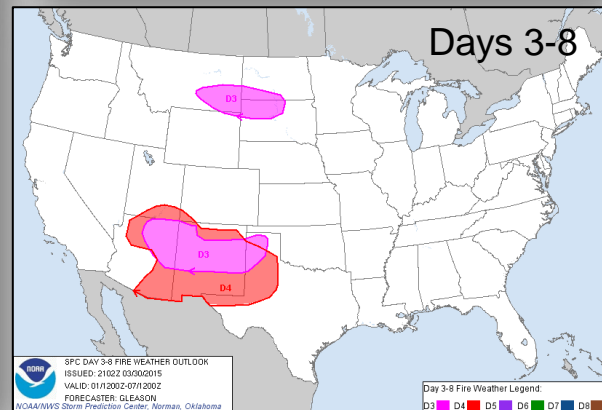
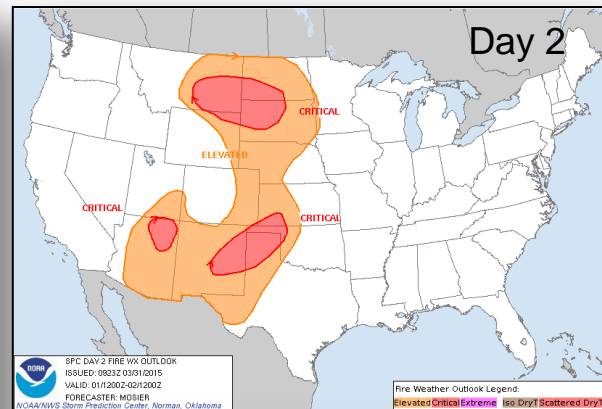
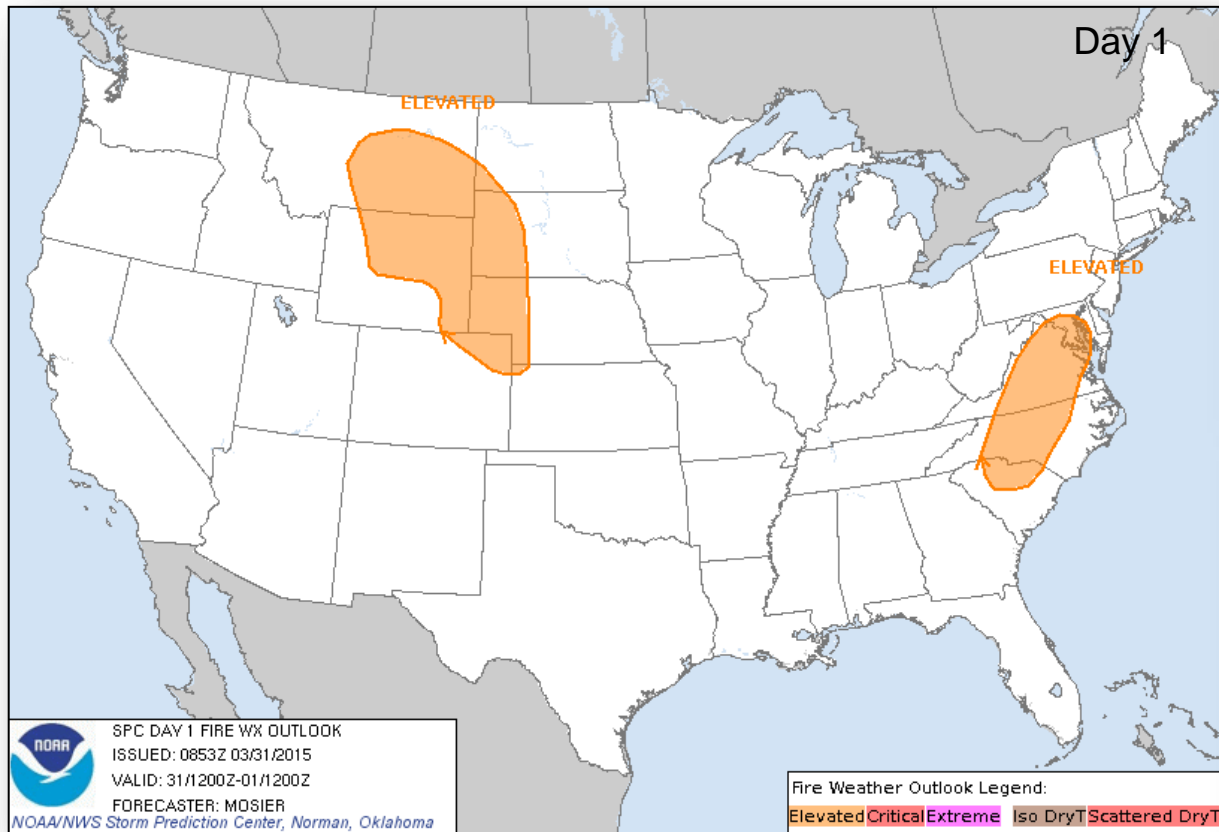


Day 3

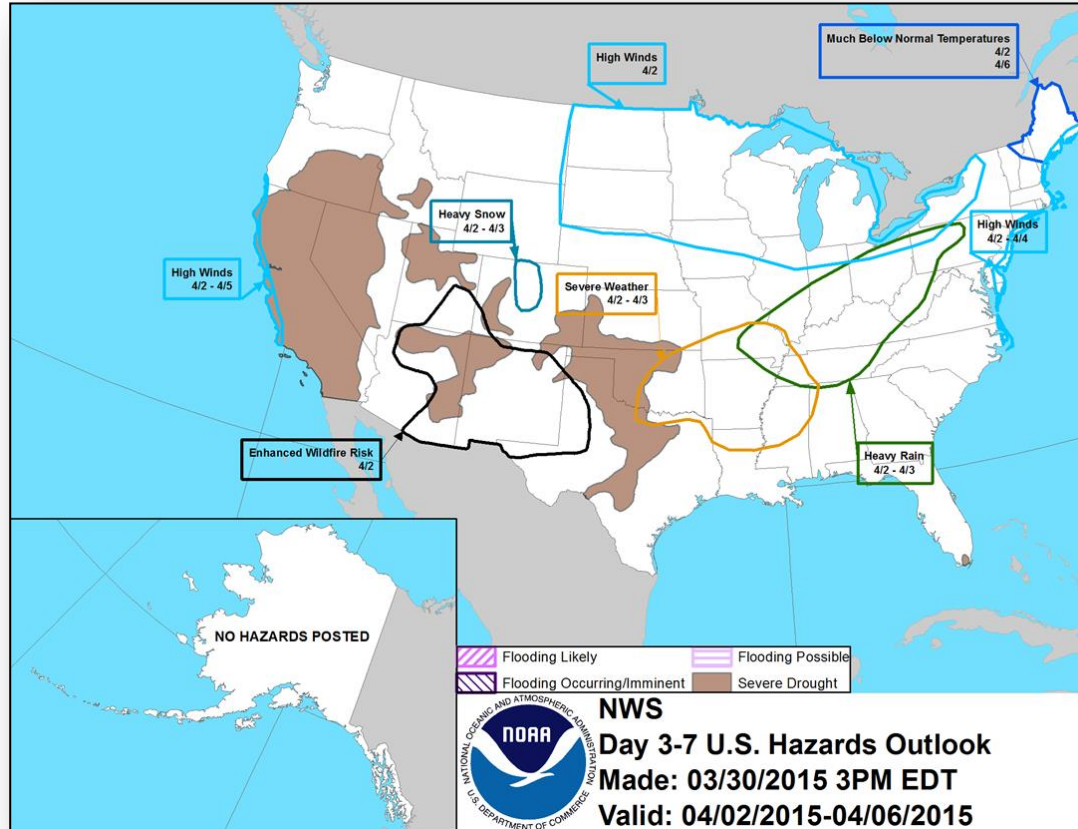
Convective Outlook, Days 1-3



Fire Weather Outlook, Days 1-8



Hazard Outlook: Apr 2-6

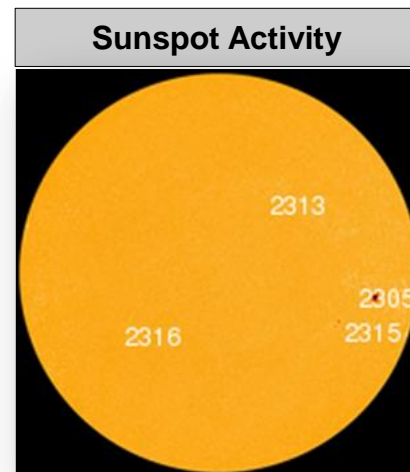



Space Weather



FEMA

NOAA Scales Activity (Range: 1/minor to 5/extreme)	Past 24 Hours	Current	Next 24 Hours
Space Weather Activity:	None	None	None
• Geomagnetic Storms	None	None	None
• Solar Radiation Storms	None	None	None
• Radio Blackouts	None	None	None

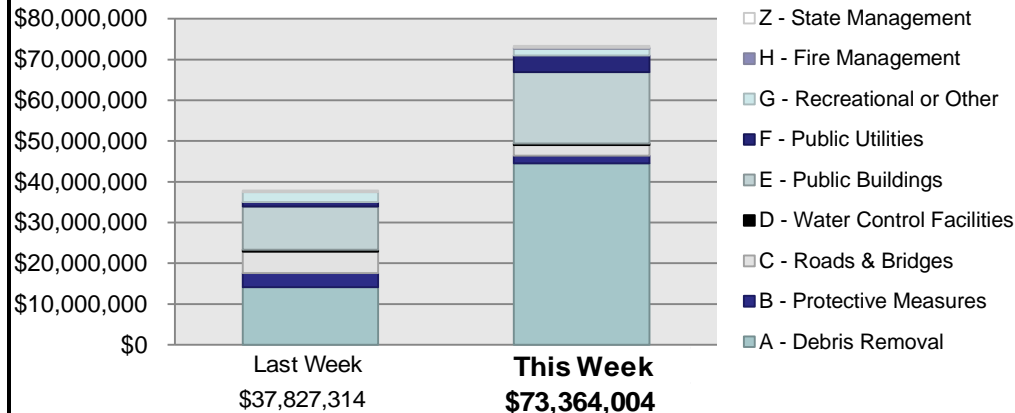


Public Assistance Grant Program



PA Project Worksheets Obligated in past week, as of 3/30/2015 at 1400 EDT										
PA Category	Emergency Work		Permanent Work							Total
	A - Debris Removal	B - Protective Measures	C - Roads & Bridges	D - Water Control Facilities	E - Public Buildings	F - Public Utilities	G - Recreational or Other	H - Fire Management	Z - State Management	
Number Of PWS Obligated	37	19	29	9	37	16	5	1	5	158
Federal Share Obligated	\$44,557,834.53	\$1,879,732.33	\$2,574,318.67	\$372,194.06	\$17,547,519.90	\$4,024,465.09	\$1,652,141.92	\$302,242.40	\$453,555.21	\$73,364,004.11

Public Assistance Obligated per Category In the Past 2 Weeks – 3/16/2015 through 3/30/2015

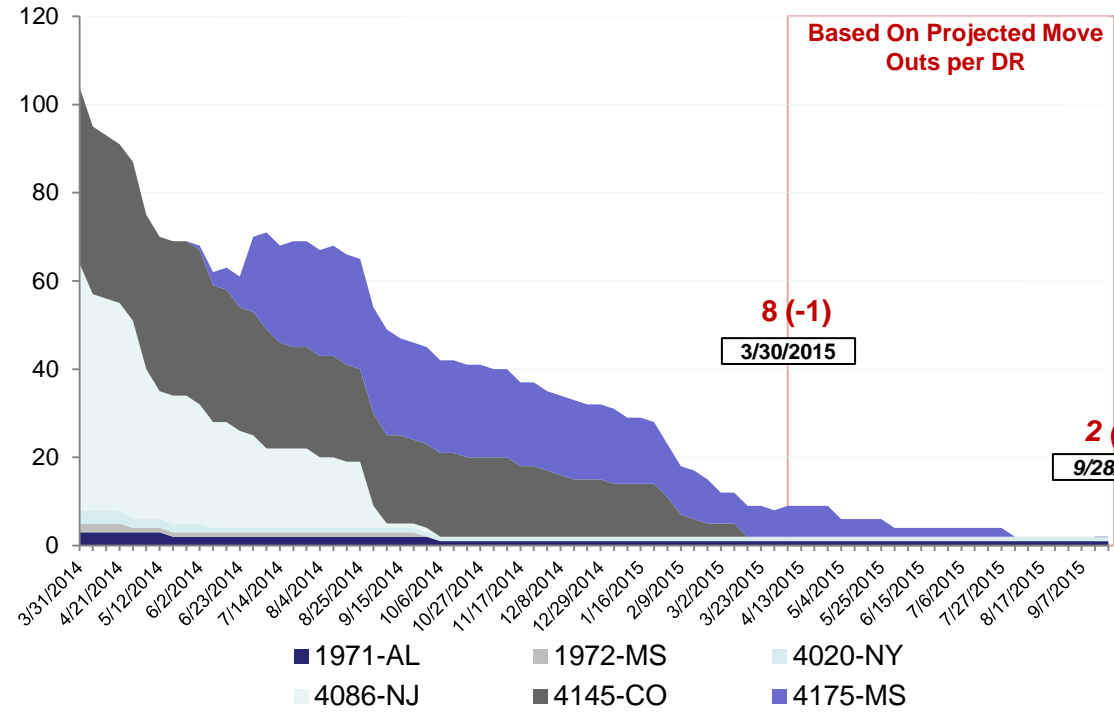


PA Highlights

- On 3/27 a Category E grant for over \$5.7 million was obligated to Owego Apalachin School District for damages to the administration building as a result of Remnants of Tropical Storm Lee, DR-4031.

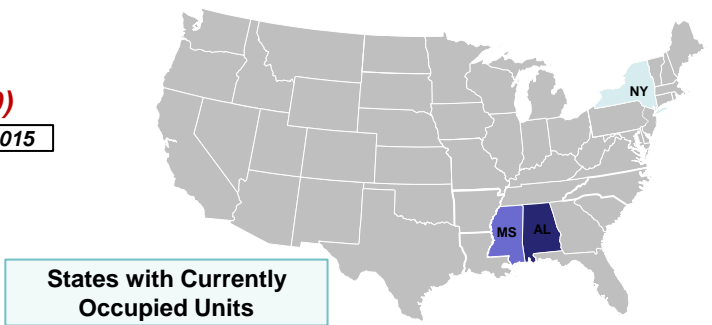
Direct Housing

Total Households in FEMA Direct Housing per State
 Past Year per Week, 3/16/2014 – 3/30/2015, Projected to 9/28/2015
 There are currently **8** Households Occupying **8** Temporary Units



DR	IA Declaration Date	Program End Date	Current # of Households in Direct Housing (Weekly Change)
4175-MS	04/30/2014	10/30/2015	6 (-1)
4020-NY [†]	08/31/2011	06/01/2013	1 (0)
1971-AL [†]	04/28/2011	10/28/2012	1 (0)

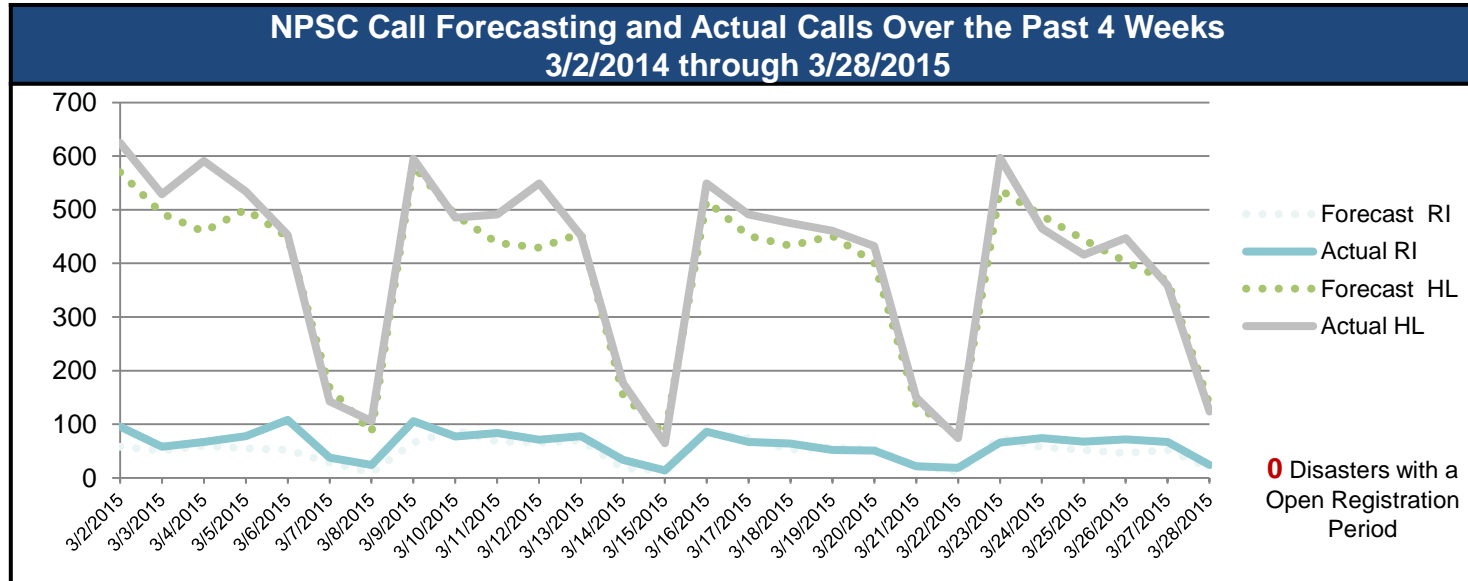
[†] Units are under authority of Department of Justice



NPSC Activity



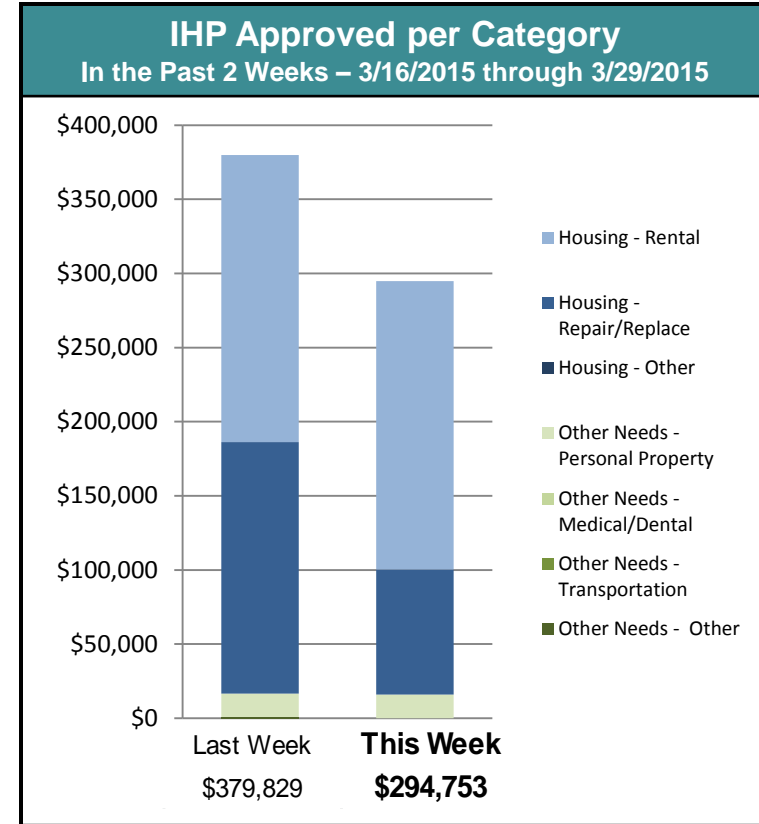
NPSC Call Activity in the Past Week 3/22/2014 through 3/28/2015					
Call Type	Projected Calls	Actual Calls	Average Answer Time	Maximum Answer Time	Minimum Answer Time
Registration Intake	301	371	:12	:17	:06
Helpline	2,378	2,408	:12	:40	:07
All Calls	2,679	2,779	:12	:34	:07



Individual Assistance Activity



Individuals and Households Program Activity as of March 30, 2015 at 0000 EDT			
IHP Active	In Past 7 Days		
		Applicants Approved	Amount Approved
	8 Declarations IHP Programmatically Open – Closed Registration *		
	Housing Assistance	105	\$278,688.43
	Other Needs Assistance	10	\$16,064.15
	Total IHP		\$294,753



FEMA Readiness – Deployable Teams /Assets



Deployable Teams/Assets																												
Resource	Status	Total	FMC Available		Partially Available	Not Available	Detailed, Deployed, Activated	Comments	Rating Criterion																			
FCO		37	21	57%	0	1	15		OFDC Readiness: <table><tr><td>FCO</td><td>Green</td><td>Yellow</td><td>Red</td></tr><tr><td>Type 1</td><td>3+</td><td>2</td><td>1</td></tr><tr><td>Type 2</td><td>4+</td><td>3</td><td>2</td></tr><tr><td>Type 3</td><td>4</td><td>3</td><td>2</td></tr></table> <u>FDRC</u> <table><tr><td>3</td><td>2</td><td>1</td></tr></table>	FCO	Green	Yellow	Red	Type 1	3+	2	1	Type 2	4+	3	2	Type 3	4	3	2	3	2	1
FCO	Green	Yellow	Red																									
Type 1	3+	2	1																									
Type 2	4+	3	2																									
Type 3	4	3	2																									
3	2	1																										
FDRC		10	10	100%	0	0	0																					
US&R		28	27	96%	0	1	0	NM-TF1 (Red – Personnel shortages)	<ul style="list-style-type: none">• Green = Available/FMC• Yellow = Available/PMC• Red = Out-of-Service• Blue = Assigned/Deployed																			
National IMAT		3	2	66%	0	0	1	IMAT East 2 – Deployed to GA	<ul style="list-style-type: none">• Green: 3 avail• Yellow: 1-2 avail• Red: 0 avail <i>(Individual N-IMAT red if 50% of Section Chiefs and/or Team Leader is unavailable for deployment.)</i>																			
Regional IMAT		13	9	69%	0	3	1	Region III – Deployed to WV <u>Not Mission Capable (NMC):</u> <ul style="list-style-type: none">• Regions IV-3, VI-3 & IX-1	<ul style="list-style-type: none">• Green: 7 or more avail• Yellow: 4 - 6 teams available• Red: > 8 teams deployed/unavailable <i>R-IMAT also red if TL Ops/Log Chief is unavailable & has no qualified replacement</i>																			
MCOV		60	56	93%	0	4	0		<ul style="list-style-type: none">• Green = 80 – 100% avail• Yellow = 60 – 79% avail• Red = 59% or below avail• Readiness remains 95%																			

FEMA Readiness – National/Regional Teams



National/Regional Teams									
Resource	Status	Total	FMC Available		Partially Available	Not Available	Deployed/ Activated	Comments	Rating Criterion
NWC		5	5	100%	0	0	Not Activated		• Green = FMC • Yellow = PMC • Red = NMC
NRCC		2	344	89%	0	44	Not Activated		
HLT		1	N/A	N/A	0	0	Not Activated		
DEST							Not Activated		
RRCCs		10	10	100%	0	0	Not Activated		
RWCs/MOCs		10	10	100%	0	0	Not Activated		



FEMA

FEMA's mission is to support our citizens and first responders to ensure that as a nation we work together to build, sustain, and improve our capability to prepare for, protect against, respond to, recover from, and mitigate all hazards.