



# FEMA

## **Daily Operations Briefing**

### **December 30, 2012**

### **As of 8:30 a.m. EST**

# Significant Activity: Dec 29 - 30



## **Significant Events:**

- Winter Storm Impacts
- Sandy/Nor'easter recovery

## **Significant Weather**

- Winter storm impacting the Northeastern U.S. will begin winding down today
- Light snow is expected to spread from the Central High Plains eastward to the Ohio Valley
- Critical Fire Weather Areas: None
- Red Flag Warnings: Florida
- Space Weather: No space weather storms observed or predicted

**Tropical Activity:** No activity threatening U.S. territories

**Earthquake Activity:** No significant activity

**Declaration Activity:** None

# Winter Storm Impacts, Dec 25-29



## Situation

- Strong winds, tornados & heavy snow caused damage & power outages in AR, TX, LA, MS & AL
- Power restored to majority of customers in all states with the exception of AR
- Local damage assessments continue
- All state EOCs at normal operations
- No requests for FEMA assistance

## Arkansas

- Winter storms brought strong winds, freezing rain and heavy snow to portions of AR
- Governor declared a statewide disaster on December 26
- ▲ 36,276 (-41,784) customer power outages (peak: 200,000)  
*(Entergy; 5:30 a.m., Dec 30)*
- ▲ 7 shelters with 107 (+24) occupants *(ESF 6; 7 a.m. Dec 30)*
- No critical facilities without power
- Out of state power crews aiding in restoration effort
- No fuel shortages reported



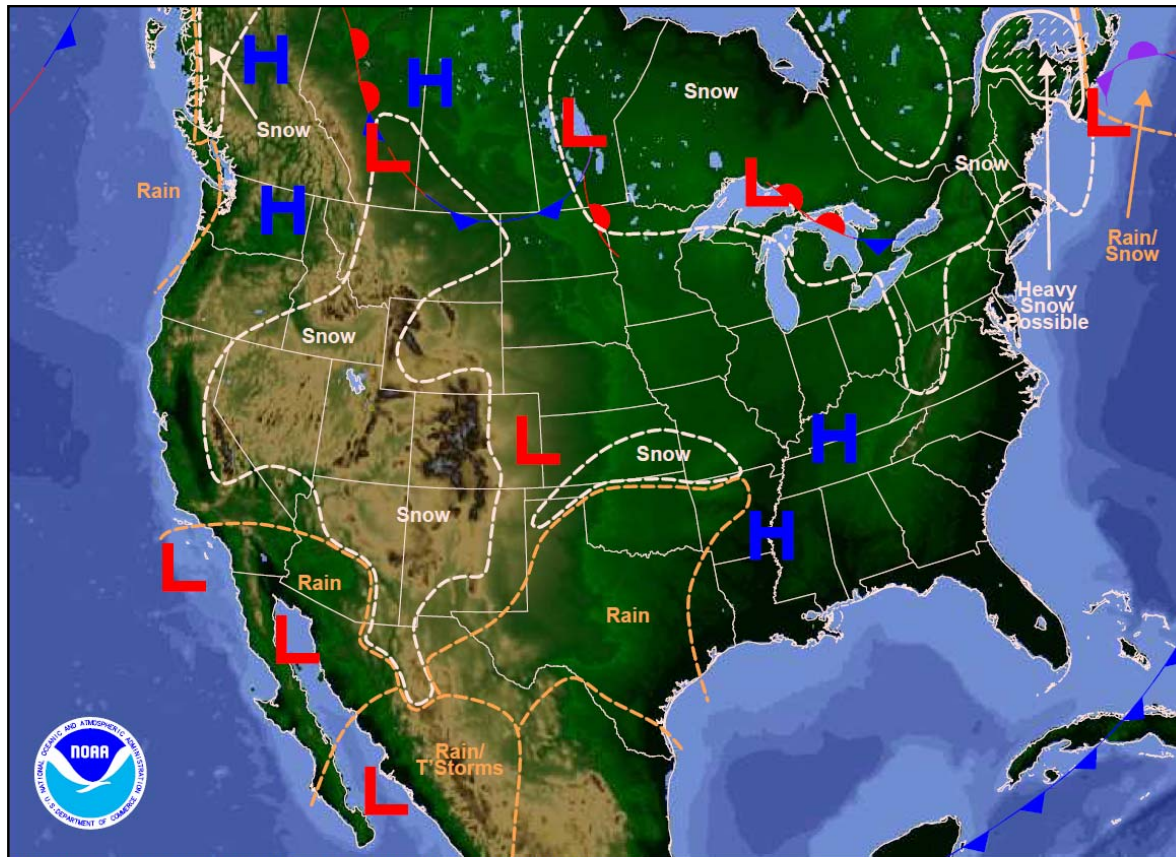
(Source: National Weather Service, Little Rock, AR)



# National Weather Forecast

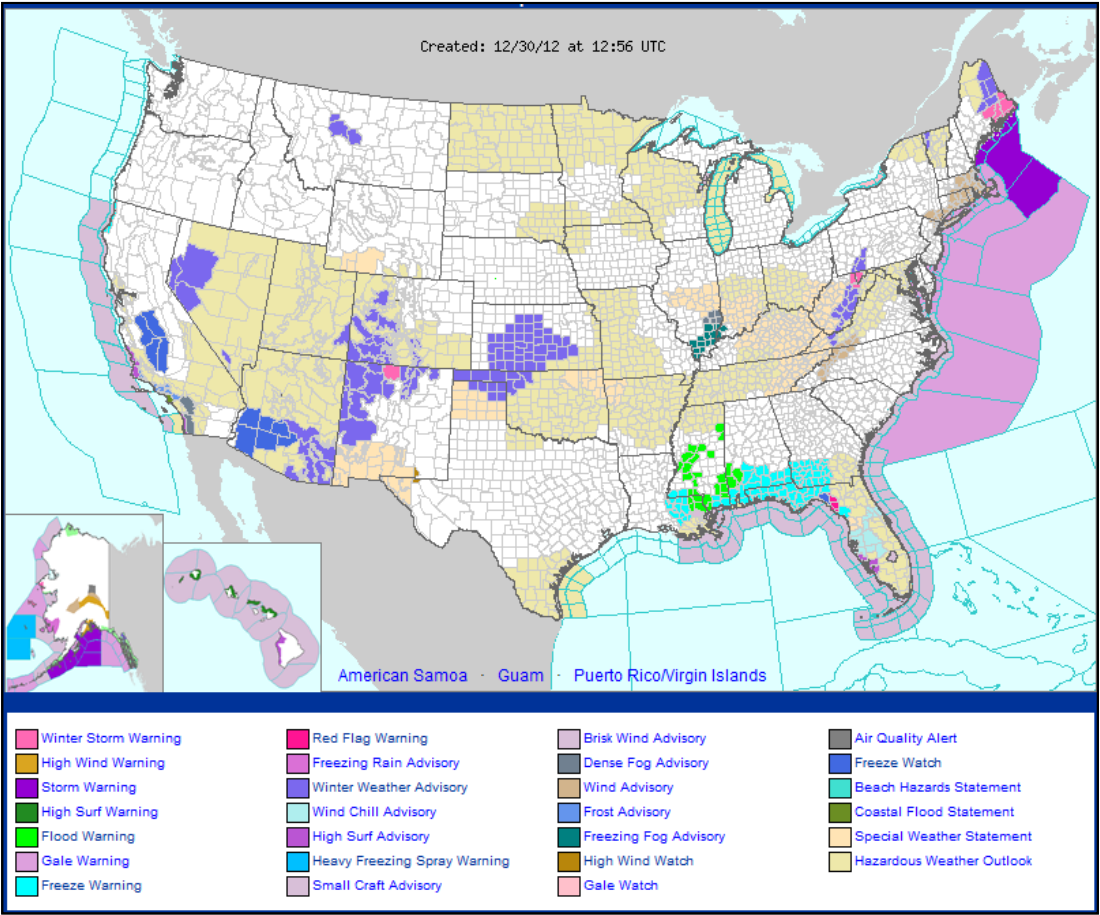


FEMA



Weather Forecast for Sun, Dec 30, 2012, issued 3:31 AM EST  
DOC/NOAA/NWS/NCEP/Hydrometeorological Prediction Center  
Prepared by Krekler based on HPC, SPC, and NHC forecasts

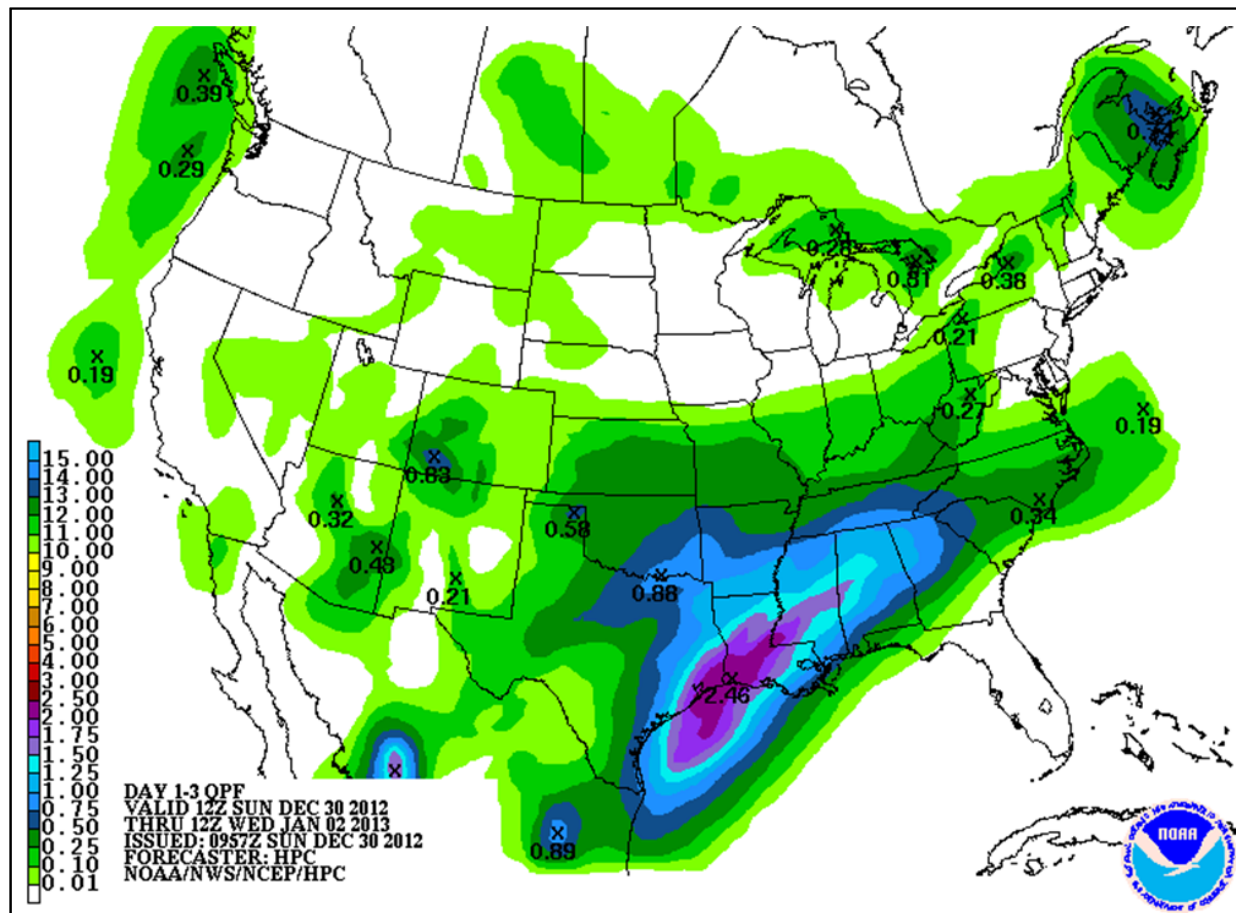
# Active Watches/Warnings



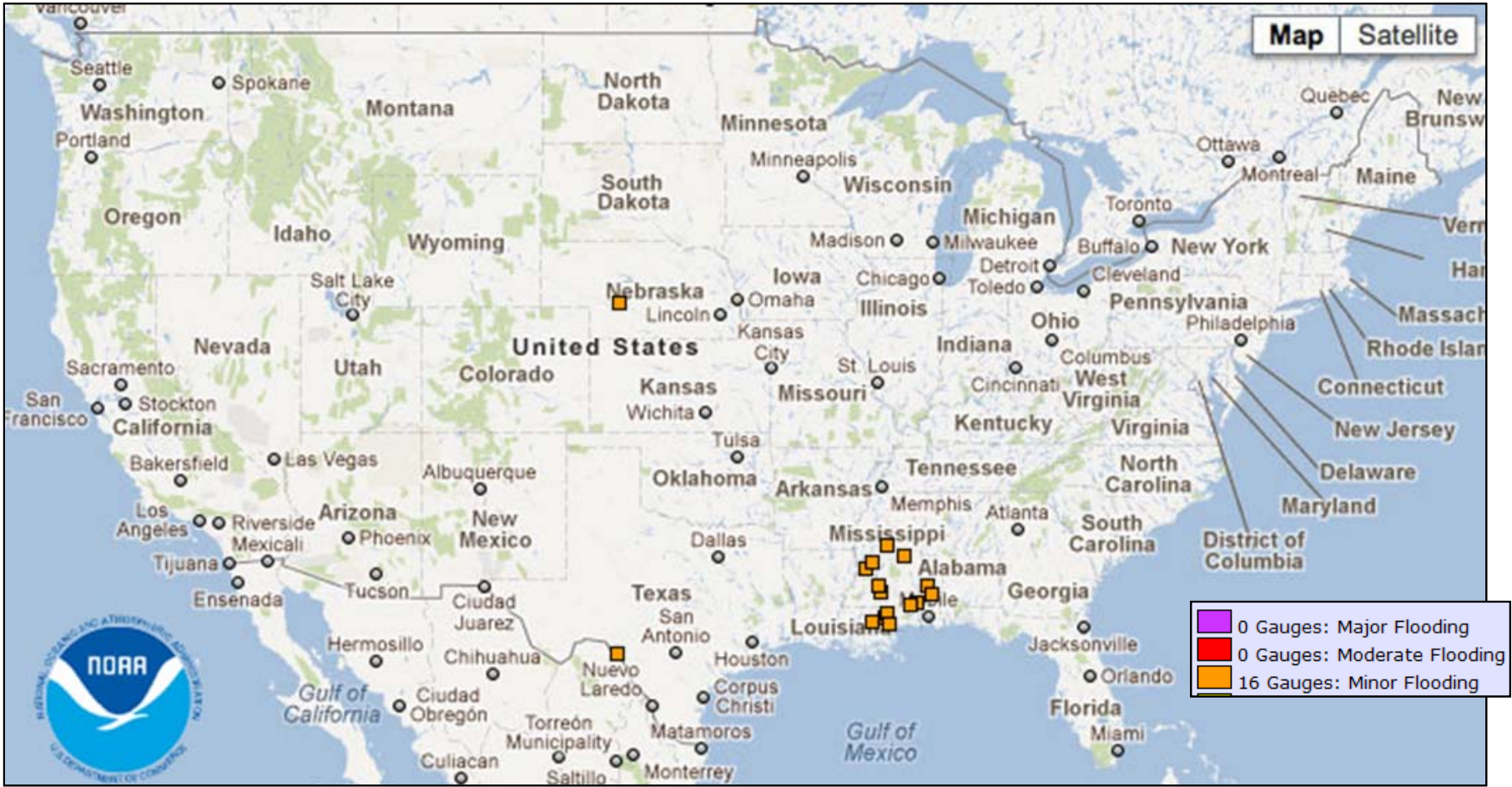
# Precipitation Forecast Days 1 – 3



FEMA

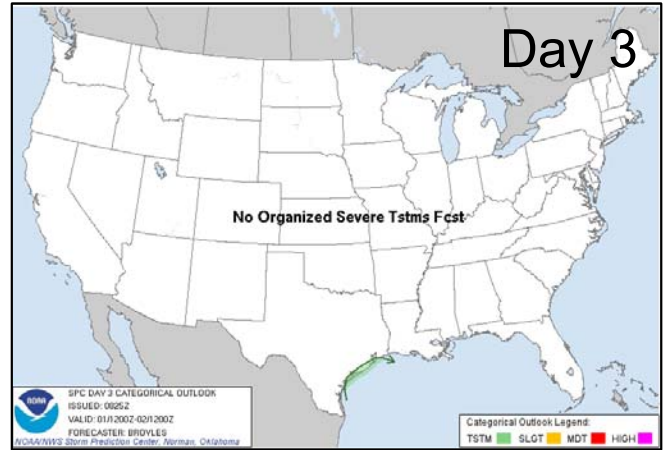
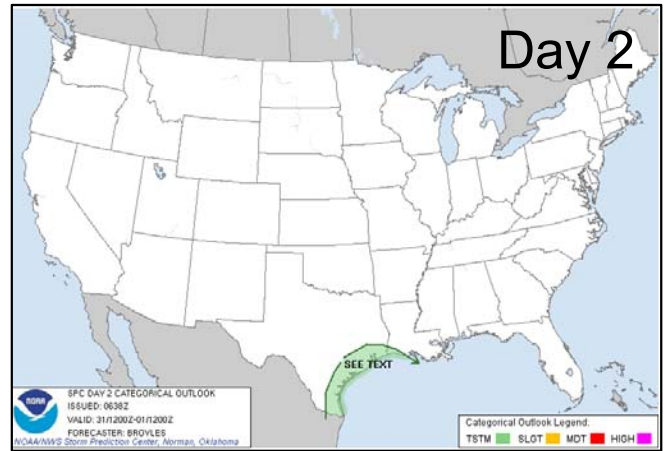
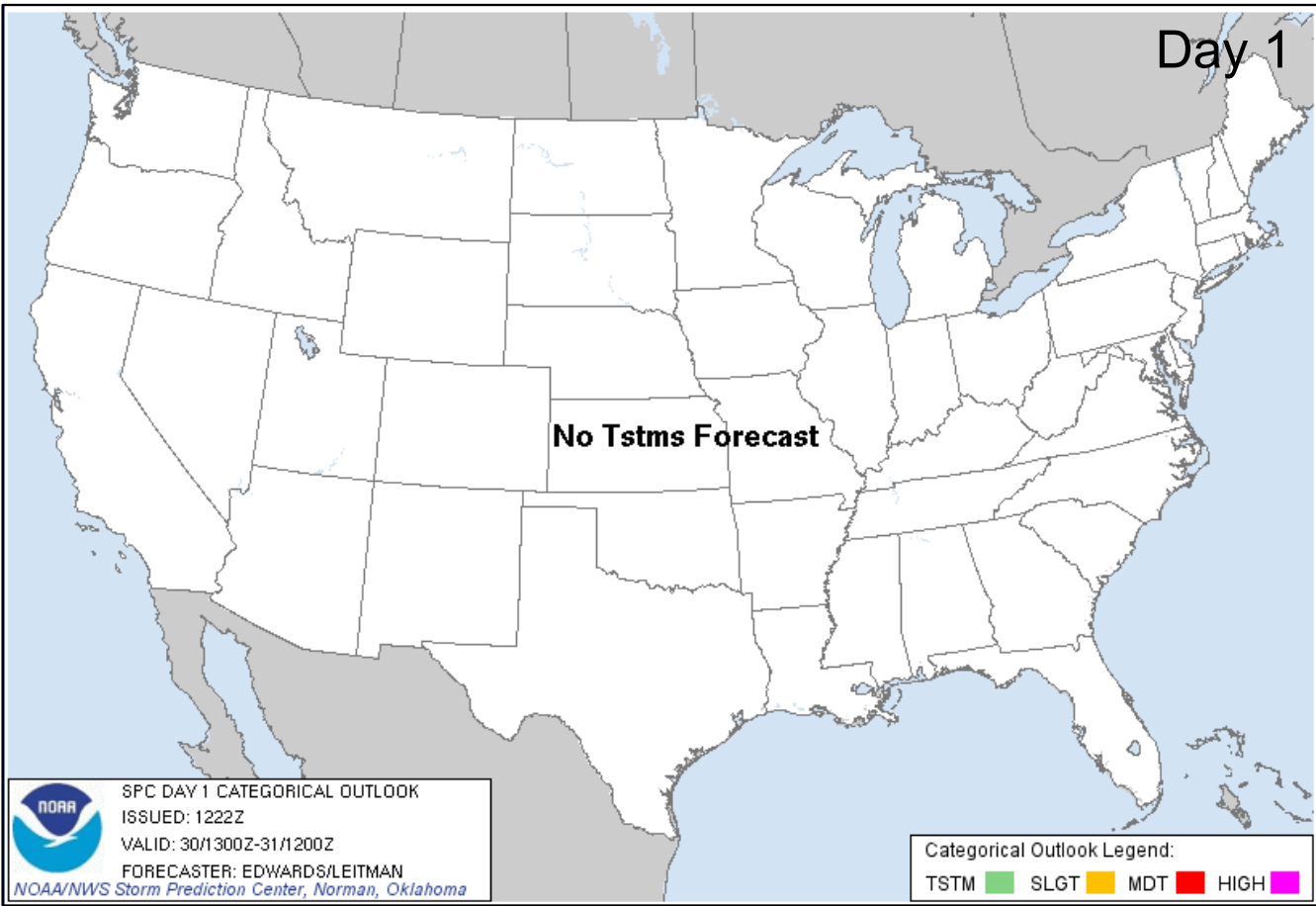


# River Flood Outlook – 7 Day

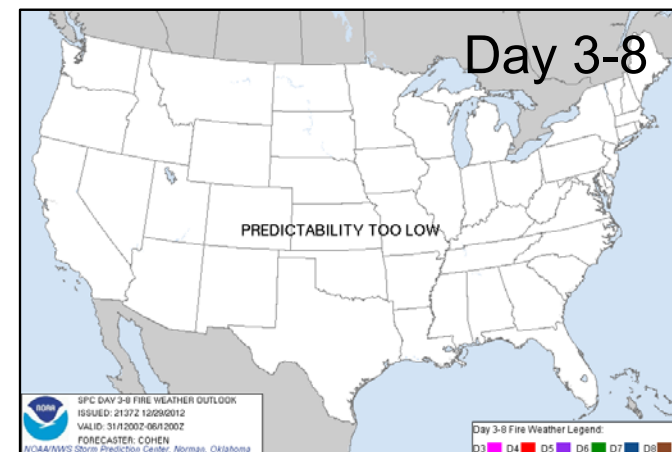
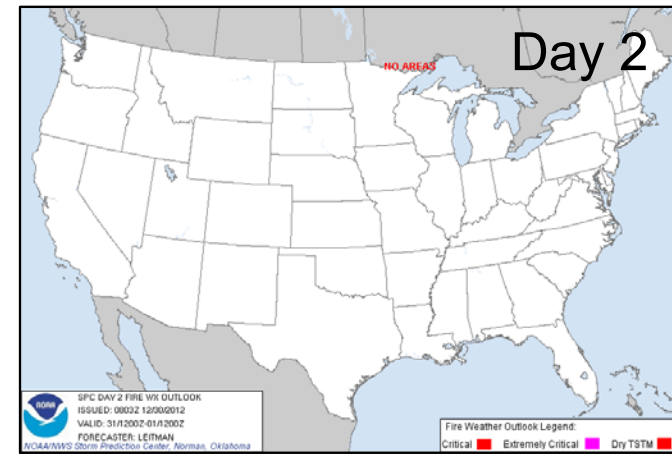
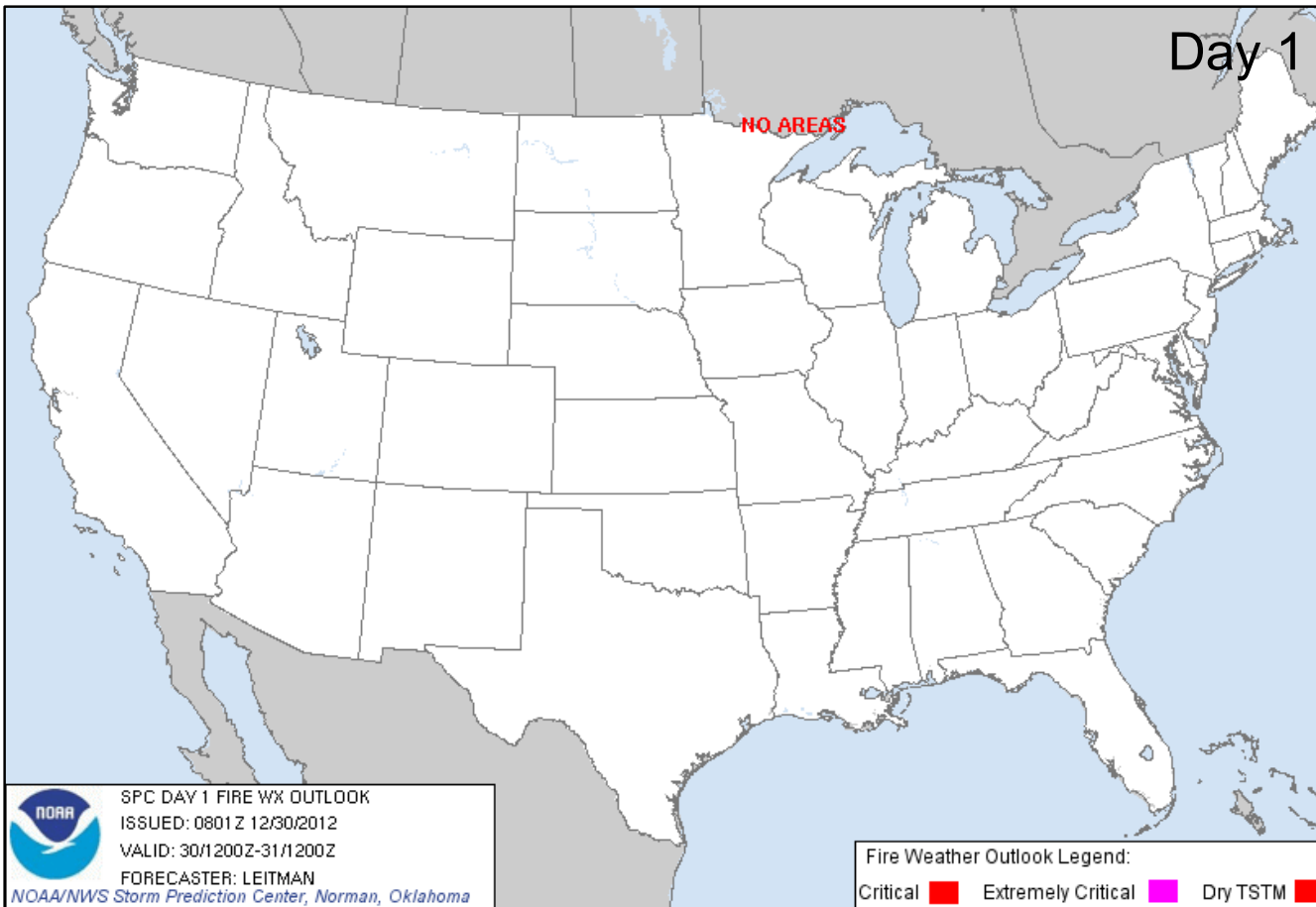




# Convective Outlooks Days 1 – 3



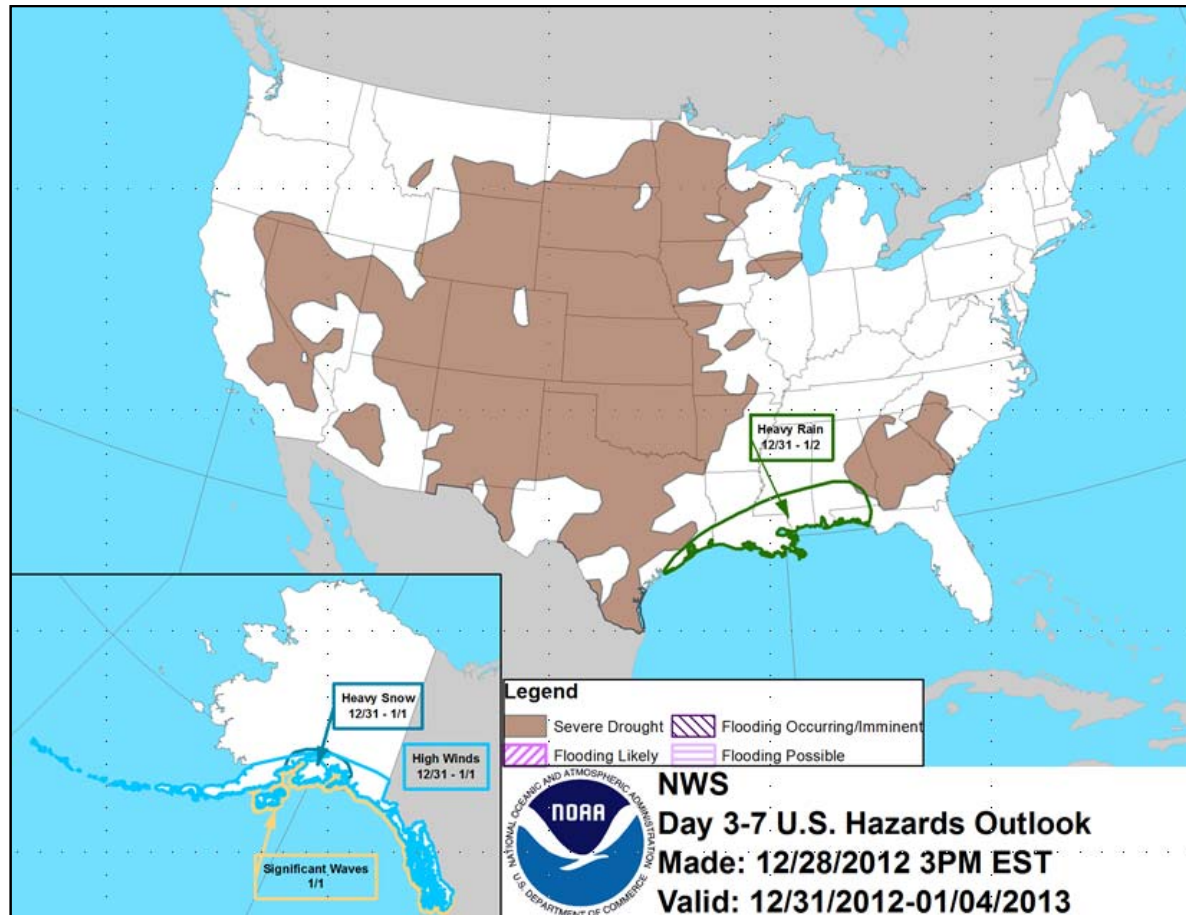
# Critical Fire Weather Areas Days 1 – 8



# Hazard Outlook: Dec 31, 2012 - Jan 4, 2013



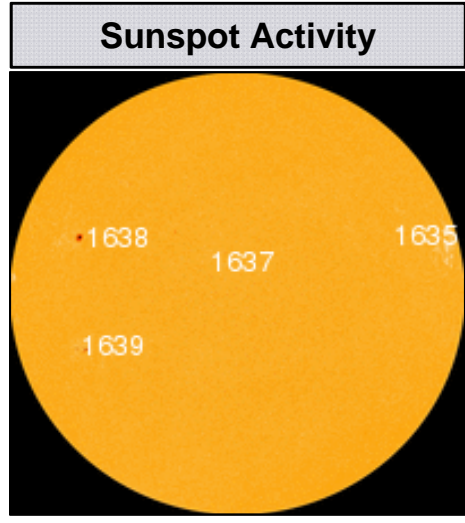

FEMA



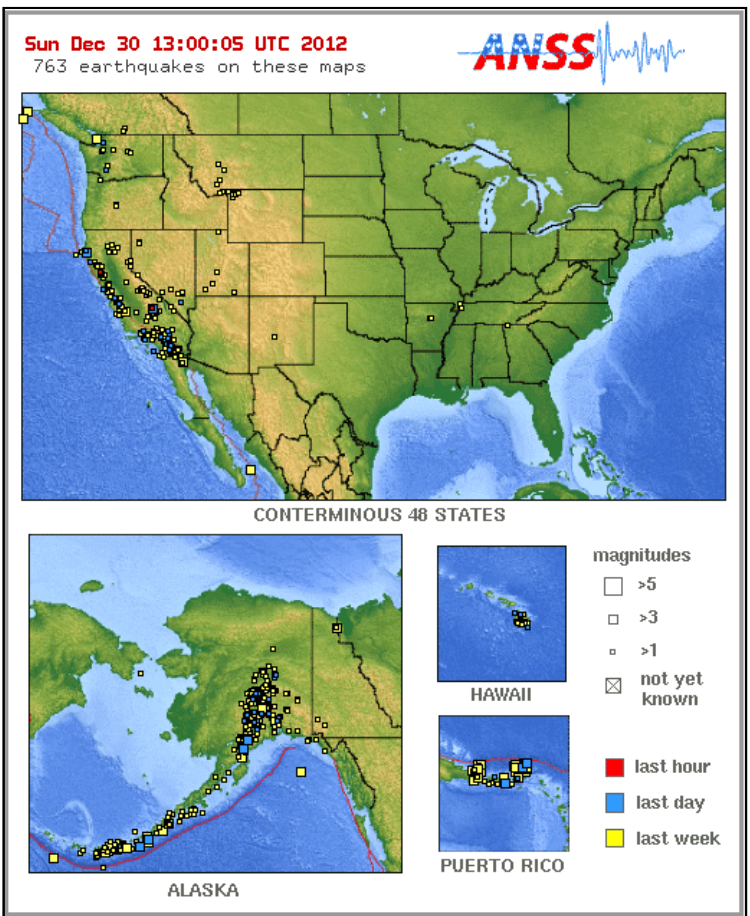
# Space Weather



NOAA Scales Activity Range 1 (minor) to 5 (extreme)	Past 24 Hours	Current	Next 24 Hours
Space Weather Activity:	None	None	None
• Geomagnetic Storms	None	None	None
• Solar Radiation Storms	None	None	None
• Radio Blackouts	None	None	None



# Significant Earthquake Activity



- No significant activity

# Disaster Requests & Declarations



Declaration Requests in Process		Requests APPROVED (since last report)	Requests DENIED (since last report)
3	Date Requested	0	0
OH – DR Severe Storms and Flooding due to the remnants of Hurricane Sandy	December 21, 2012		
FL – DR (Appeal) Hurricane Sandy	December 19, 2012		
PA – DR Hurricane Sandy	December 6, 2012 Amended: December 20, 2012		

# FMAG Requests and Declarations



Action (since last report)	Total	FMAG No. and State
Requests DENIED	0	
Requests APPROVED	0	
Requests Expected Next 24 Hours	0	None as of 1200 12/27/12

As of December 27, 2012	2012	2011*
FMAGs Approved	49	114
FMAGs Denied	15	37
* Cumulative FMAG figures as of this date in 2011		

# OFDC Cadre Member Status



## Federal Coordinating Officer

Deployed	Detailed	Available	Not Available	Total
22	2	10	1	35
Total Available	Type 1	Type 2	Type 3	Type 4
11*	1*	6	2	2

\* All Type 1 FCOs are available unless deployed to a Level 1 event

## Federal Disaster Recovery Coordinator

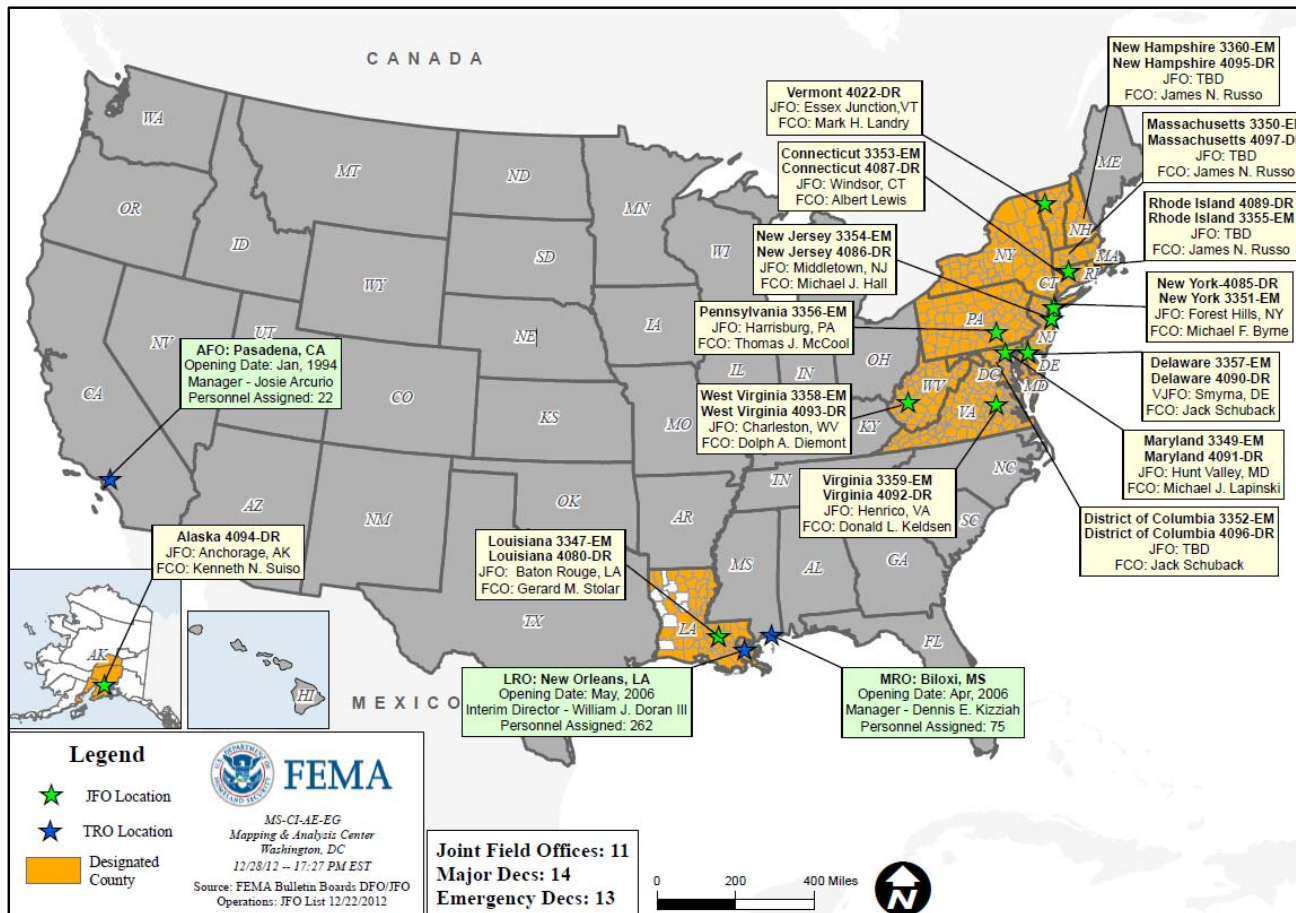
Positions	On Board	Available	Deployed	Pending Hire
10	5	0	5	5



# Open Field Offices, as of December 30, 2012



FEMA



# MCOV Fleet / Deployment Status



MCOV FLEET STATUS						MCOV DISASTER SUPPORT DEPLOYMENTS					
Location	Units Assigned	Available FMC	Deployed Committed	PMC	NMC	DR-State	OPCON	En Route	Unit Prep	Open Request	Notes:
DC Atlanta	21	12	6		3	DR-4086-NJ	2				
DC Cumberland	10	5	4		1	DR-4085-NY	9				
DC Ft Worth	14	12	2								
DC Moffett	6	6									
Holliston, MA	1	1									
Denver, CO	2	2									
Bothell, WA	2	2									
(Note: NMC Cumberland unit and 1 NMC Atlanta unit at MERS Frederick for Sat System Repairs.)											
<b>TOTAL</b>	<b>56</b>	<b>40</b>	<b>12</b>	<b>0</b>	<b>4</b>	<b>TOTAL</b>	<b>11</b>	<b>0</b>	<b>0</b>	<b>0</b>	
Included in above totals, units in route for turn-in.		4									

Fully Mission Capable	52
Partially Mission Capable	0
Non-Mission Capable	4
<b>Total Not Deployed</b>	<b>44</b>

Data as of: 12/28/12 @ 0700



# IA Registration Statistics



## Hurricane Sandy - Cumulative as of December 28, 2012 @ 0700

DR # - State	Registrations	Approved Applicants	Total HA Approved	Total ONA Approved	Total IHP Approved
4085 - NY	256,422	107,890	\$729,281,102	\$87,039,272	\$816,320,374
4086 - NJ	248,824	55,088	\$284,312,411	\$34,068,153	\$318,380,564
4087 - CT	11,285	2,557	\$9,831,890	\$655,381	\$10,487,272
4089 - RI	460	85	\$293,243	\$22,086	\$315,329
4091 - MD	772	326	\$1,034,972	\$141,547	\$1,176,519
<b>Totals</b>	<b>517,763</b>	<b>165,946</b>	<b>\$1,024,753,618</b>	<b>\$121,926,440</b>	<b>\$1,146,680,058</b>
Past 24 Hours	+917	+444	+\$3,065,585	+\$2,070,692	+\$5,136,277

## NPSC Call Data for December 27, 2012

Total Calls Answered (Help Line + Registration Intake)	9,977
Average time to answer call	13 seconds

# Housing Inspection Statistics



<b>Hurricane Sandy – Inspection Data as of December 28, 2012 @ 0700</b>					
<b>DR # - State</b>	<b>Inspectors</b>	<b>Inspections Assigned</b>	<b>Inspections Completed</b>	<b>Inspection % Complete</b>	<b>Turnaround Time (Days)</b>
<b>4085 - NY</b>	88	174,940	166,372	95.10%	5.53
<b>4086 - NJ</b>	61	119,939	114,361	95.35%	4.77
<b>4087 - CT</b>	5	6,006	5,716	95.17%	3.93
<b>4089 - RI</b>	1	194	175	90.21%	1.85
<b>4091 - MD</b>	8	656	603	91.92%	2.69
<b>TOTAL</b>	<b>163</b>	<b>301,735</b>	<b>287,227</b>	<b>95.19%</b>	<b>5.2</b>
<b>Past 24 Hours</b>	<b>0</b>	<b>+867</b>	<b>+917</b>	<b>0.0%</b>	<b>0.0</b>

# IMAT Status



National Teams					
Team	Status	Team	Status	Team	Status
BLUE (East)	NYC	WHITE (Central)		RED (West)	NJ
Regional Teams					
Team	Status	Team	Status	Team	Status
Region I	RI	Region V	MD	Region IX-1	NY
Region II	NY	Region VI-1	LA	Region IX-2	
Region III		Region VI-2		Region X	NY
Region IV-1		Region VII	NJ		
Region IV-2	NY	Region VIII	NY		

= Available/Mission Capable     
  = Assigned/Deployed  
 = Available/Partially Mission Capable     
  = Out-of-Service

# Urban Search & Rescue



FEMA

INCIDENT SUPPORT TEAMS (Red-White-Blue) – Monthly On Call Rotation											
JAN	FEB	MAR	APR	MAY	JUN	JUL	AUG	SEP	OCT	NOV	DEC
WEST				CENTRAL				EAST			
Team	Status	Team	Status	Team	Status	Team	Status	Team	Status	Team	Status
CA-TF1	Available	AZ-TF1	Available	FL-TF1	Available	FL-TF1	Available	FL-TF2	Available	FL-TF2	Available
CA-TF2	Available	CO-TF1	Available	FL-TF3	Available	MA-TF1	Available	FL-TF4	Available	MA-TF2	Available
CA-TF3	Available	IN-TF1	Available	FL-TF5	Available	MD-TF1	Available	MA-TF3	Available	MD-TF2	Available
CA-TF4	Available	MO-TF1	Available	FL-TF6	Available	NY-TF1	Available	MA-TF4	Available	NY-TF2	Available
CA-TF5	Available	NE-TF1	Available	FL-TF7	Available	PA-TF1	Conditionally Available	VA-TF1	Available	PA-TF2	Available
CA-TF6	Available	NM-TF1	Non-operational	FL-TF8	Available	VA-TF2	Available	VA-TF3	Available	VA-TF4	Available
CA-TF7	Available	NV-TF1	Conditionally Available	OH-TF1	Available	OH-TF2	Available	OH-TF3	Available	OH-TF4	Available
CA-TF8	Available	TN-TF1	Conditionally Available	OH-TF5	Available	OH-TF6	Available	OH-TF7	Available	OH-TF8	Available
WA-TF1	Available	TX-TF1	Available	OH-TF9	Available	OH-TF10	Available	OH-TF11	Available	OH-TF12	Available
		UT-TF1	Available								

= Available/Mission Capable     
  = Assigned/Deployed  
 = Available/Partially Mission Capable     
  = Out-of-Service

# RRCC / Regional Watch Center Status



Region	RRCC	Regional Watch Center
I	Watch/Steady State	Maynard MOC (24/7)
II	Watch/Steady State	24/7
III	Watch/Steady State	24/7
IV	Watch/Steady State	24/7
V	Watch Steady State	24/7
VI	Watch/Steady State	Denton MOC (24/7)
VII	Watch/Steady State	24/7
VIII	Watch/Steady State	Denver MOC (24/7)
IX	Watch/Steady State	24/7
X	Watch/Steady State	Bothell MOC (24/7)





# National Team Status

Team/Status	Current Location	Remarks
National Watch Center	Washington, DC	Watch/Steady State
NRCC	Washington, DC	Not Activated
HLT	Miami, FL	Not Activated
DEST	Washington, DC	Not Activated
Mission Capable	Partially Mission Capable	Not Mission Capable



# FEMA

**FEMA's mission is to support our citizens and first responders to ensure that as a nation we work together to build, sustain, and improve our capability to prepare for, protect against, respond to, recover from, and mitigate all hazards.**