



FEMA

FEMA

Daily Operations Briefing

May 9, 2012

As of 8:30 a.m. EDT



Significant Activity: May 8 - 9

Significant Events:

- None

Significant Weather:

- Rain & thunderstorms – Southwest to Deep South to Northeast
- Slight risk of severe thunderstorms – Southeast to Mid-Atlantic
- Red Flag Warnings - Copper River Basin & Matanuska Valley, Alaska
- Critical Fire Weather Areas: None
- Space Weather: Minor space storms (R1) occurred; minor space storms (R1) predicted

Earthquake Activity:

- No significant activity

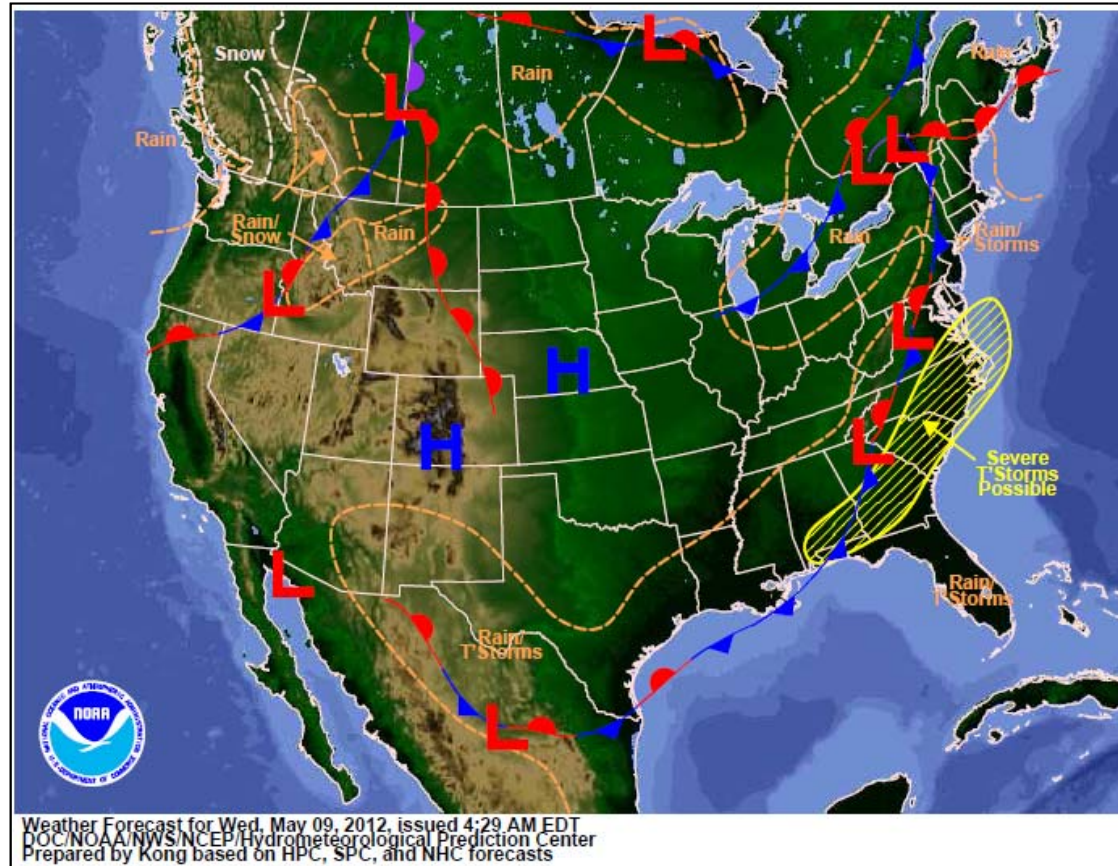
Disaster Declaration Activity:

- None

National Weather Forecast



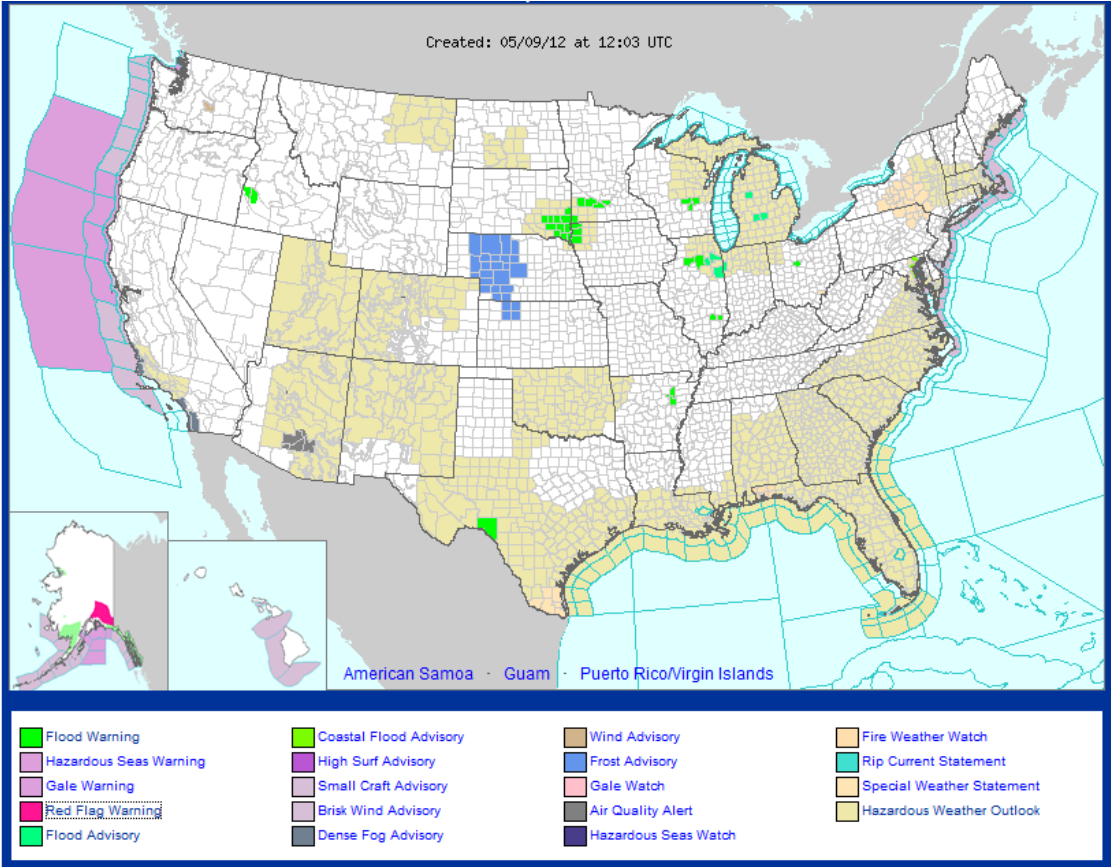
FEMA



Active Watches/Warnings



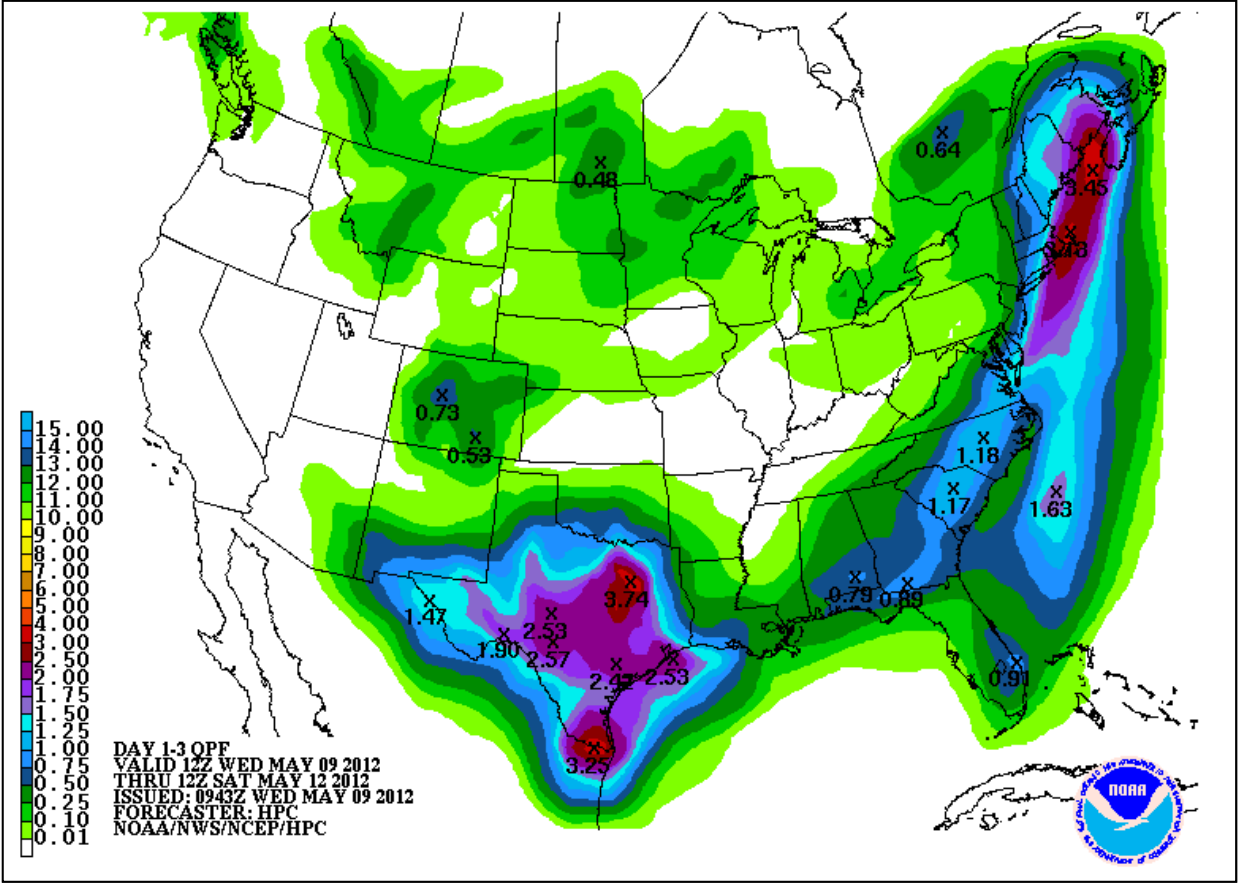
FEMA



Precipitation Forecast 1-3 Day



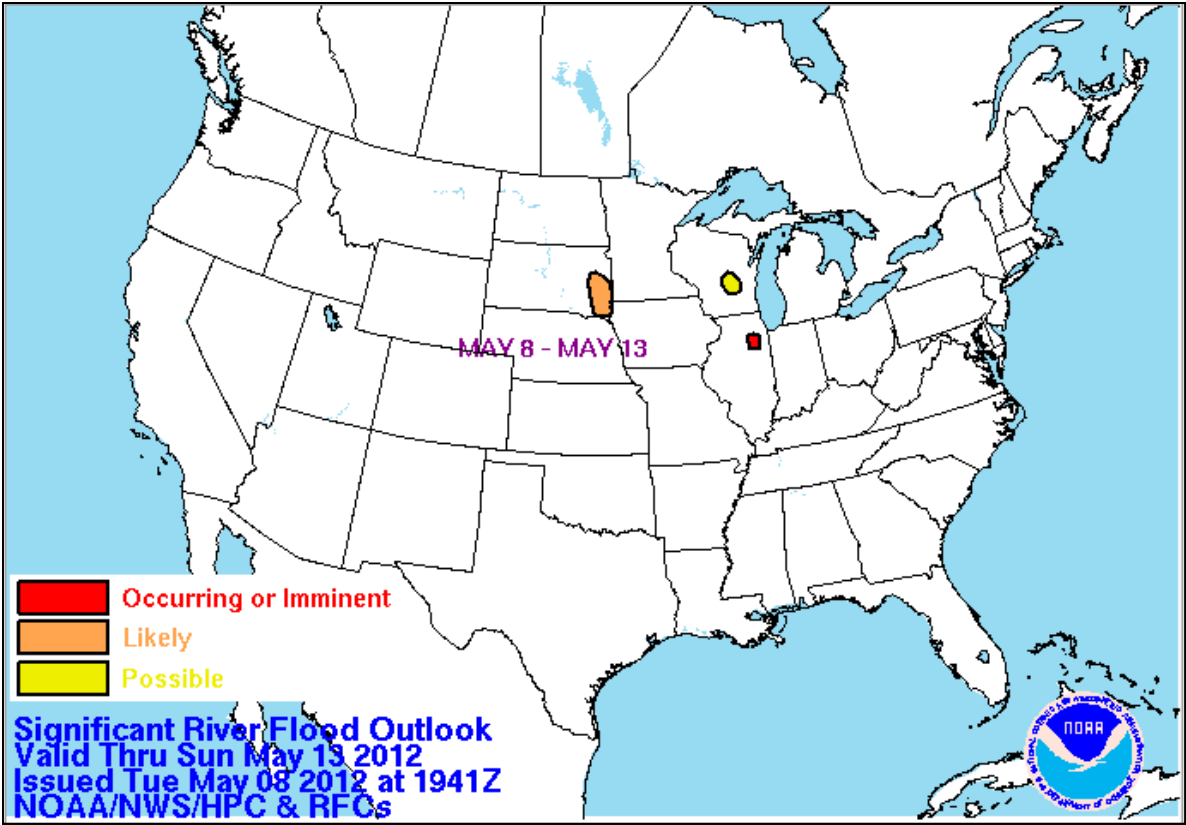
FEMA



Significant River Flood Outlook



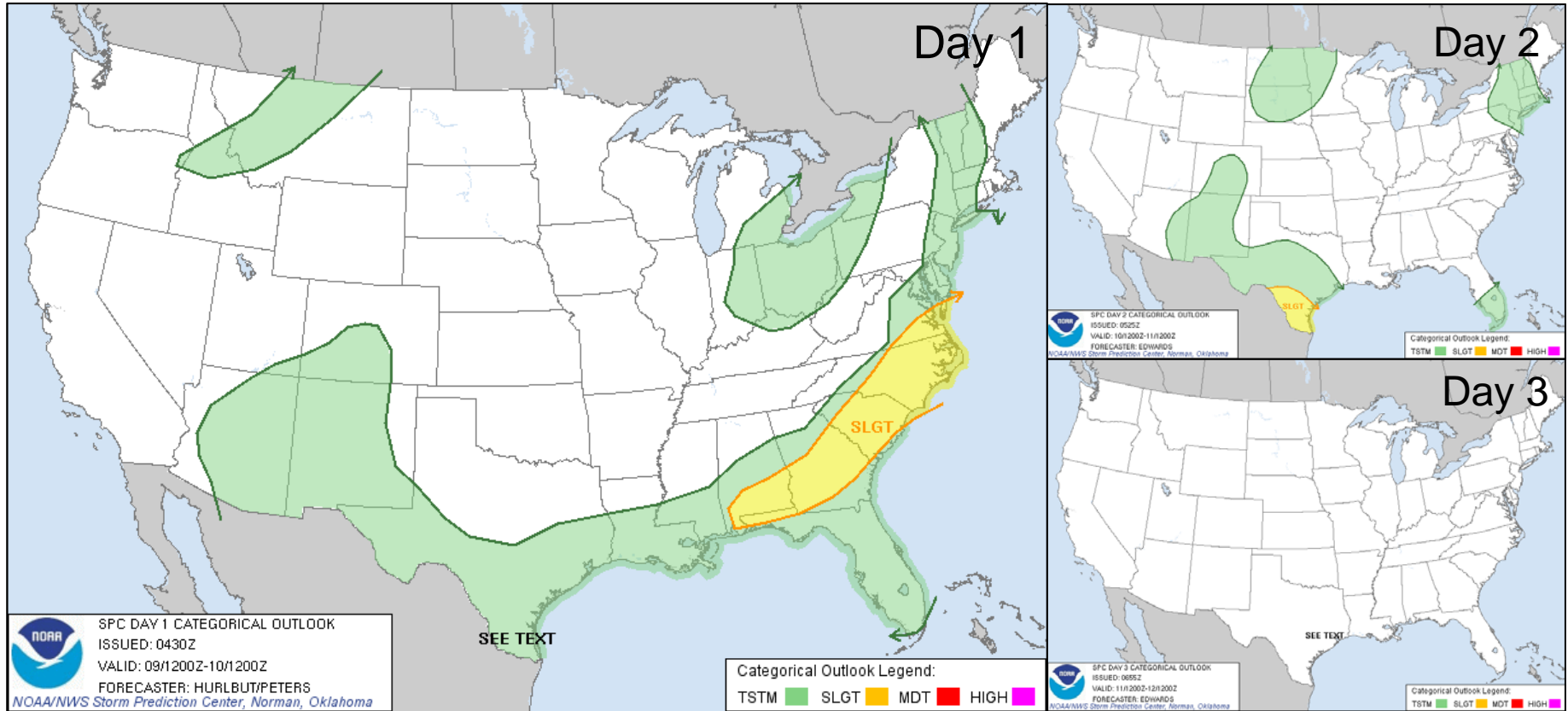
FEMA



Convective Outlook Days 1-3



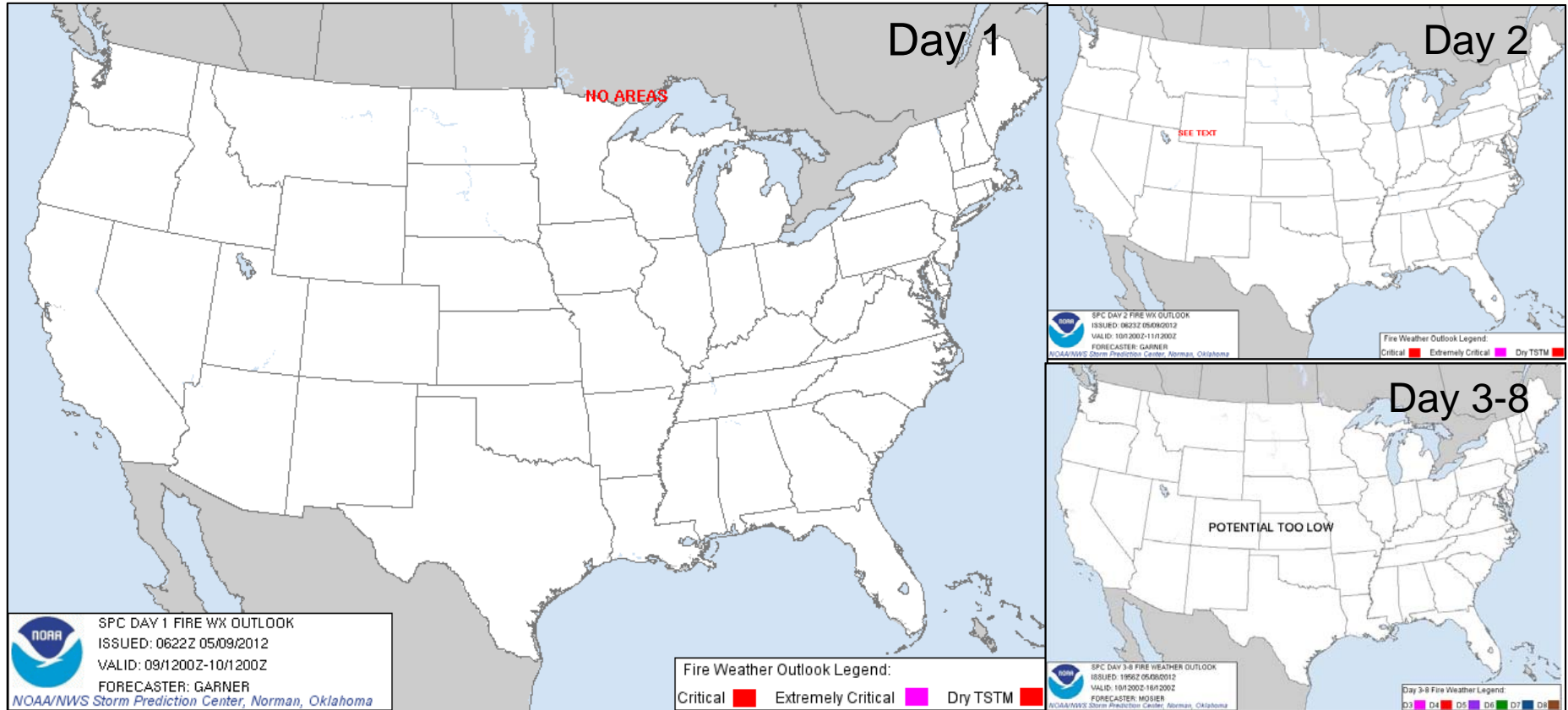
FEMA



Critical Fire Weather Areas Days 1-8



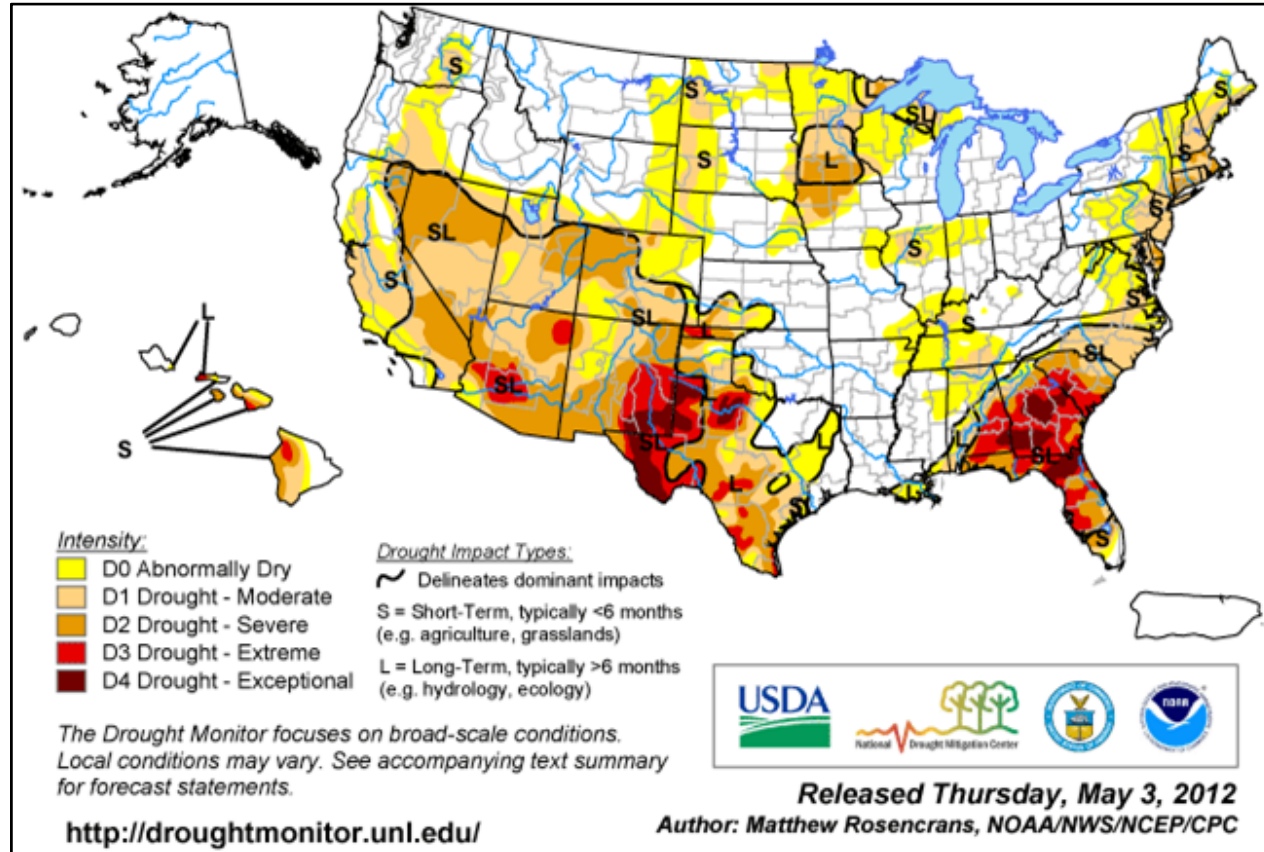
FEMA



Drought Monitor as of May 3, 2012



FEMA



Space Weather



FEMA

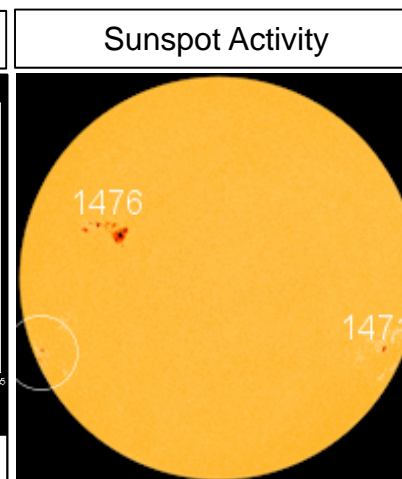

Past 24 hours:

- Space weather has been minor. Radio blackouts reaching R1(minor) level occurred.

Next 24 hours:

- Space weather predicted to be minor. Radio blackouts reaching R1(minor) level are expected.

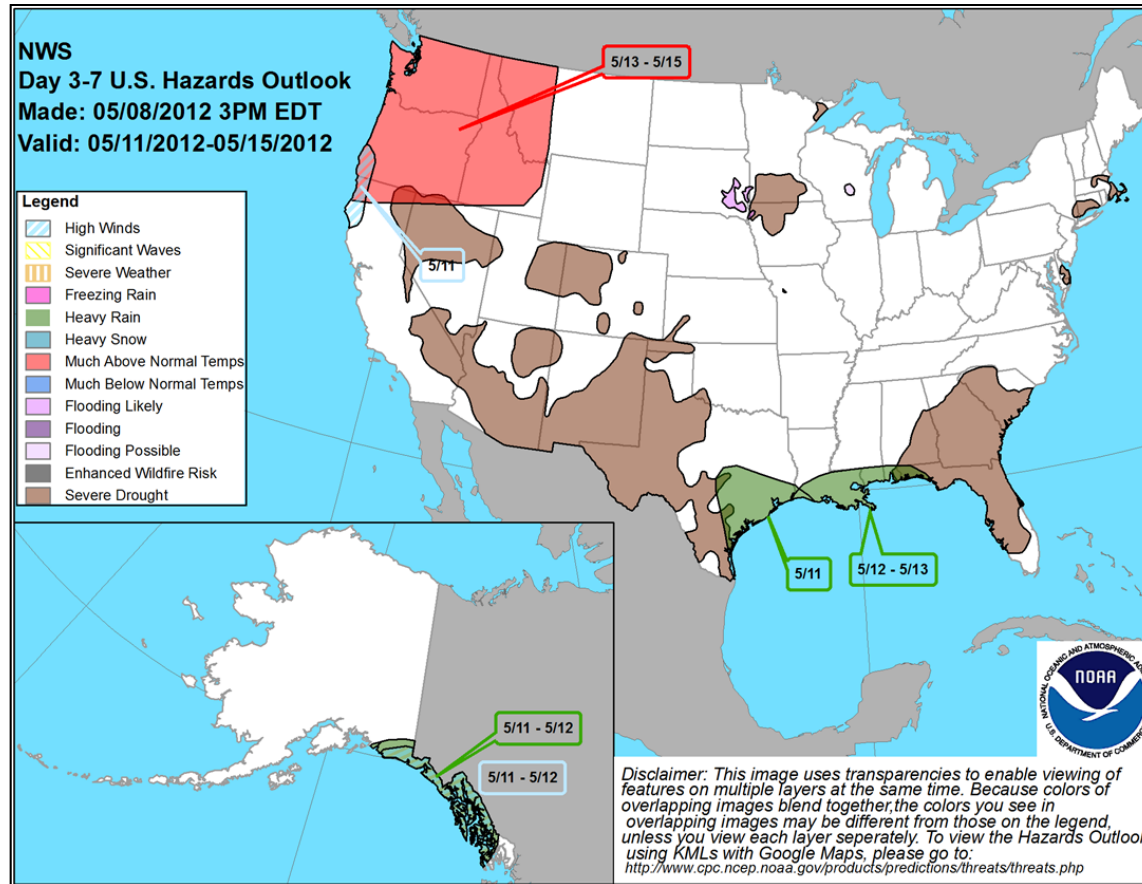
NOAA Scales Activity Range 1 (minor) to 5 (extreme)	Past 24 Hours	Current
Geomagnetic Storms	None	None
Solar Radiation Storms	None	None
Radio Blackouts	R1	None



Hazard Outlook: May 11 - 15



FEMA



Hazard Outlook: May 11 – 22



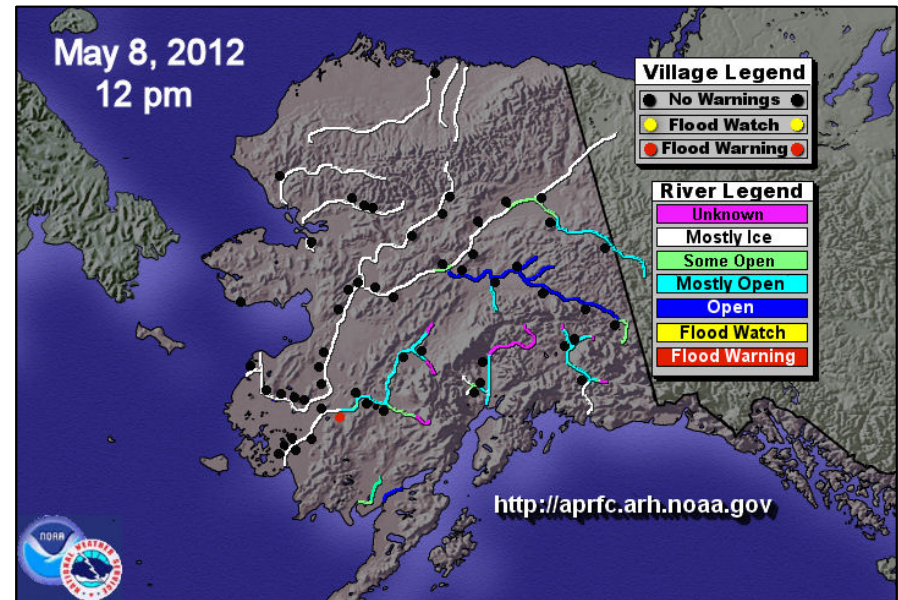
FEMA

- May 11: High winds over northern coastal California and southern coastal Oregon
- May 11: Heavy rain over southeast Texas
- May 11-12: Significant river flooding possible across part of central Wisconsin
- May 11-12: Heavy rain and high winds over southeast Alaska coast and panhandle
- May 11-12: Significant river flooding likely across parts southeast South Dakota
- May 12-13: Heavy rain along central Gulf Coast
- May 13-15: Much above normal temperatures across Northwest
- Severe drought for parts of the Southeast, Mid-Atlantic, New England, Central and Southern Plains, Upper Mississippi Valley, Southwest, interior portions of California, Central Basin and Hawaii

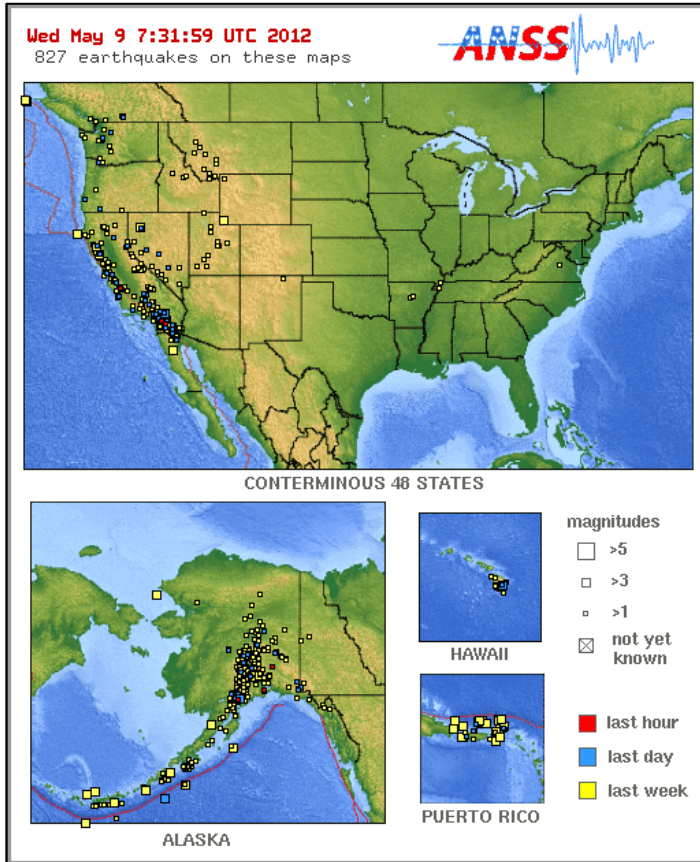
Alaska Ice Jam Update – May 9, 2012



- River ice breakup milder than expected due to relatively cool spring
- Steady warm-up with cool temperatures at night helping moderate thaw
- Warmer temperatures causing ice to thin & decay
- Dangerous river & lake ice conditions developing
- River ice related flooding primarily on Kuskokwim River
 - Jam downstream of Sleetmute released on Saturday
 - Jam formed Saturday, 10 miles downstream of Aniak near Crow Village
 - Flooding reported in Aniak – water backed up on airport runway & some low lying roads
 - Water levels fell by Tuesday, though jam still in place



Significant Earthquake Activity



U.S.

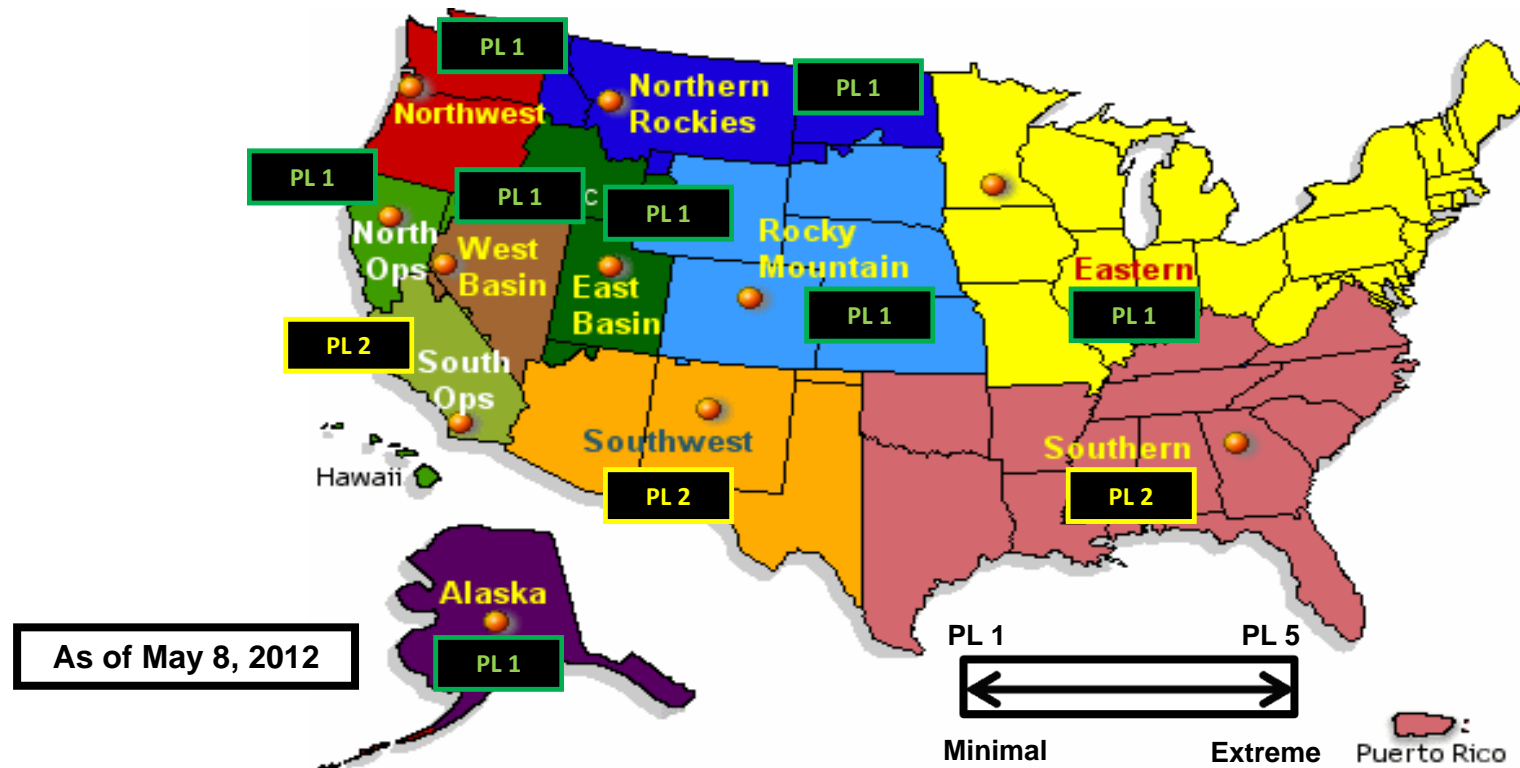
- No significant activity

U.S. Wildland Fire Preparedness Levels



FEMA

National Preparedness Level: 1 Minimal large fire activity is occurring nationally. Most Geographic Areas have low to moderate fire danger. There is little or no commitment of national resources.



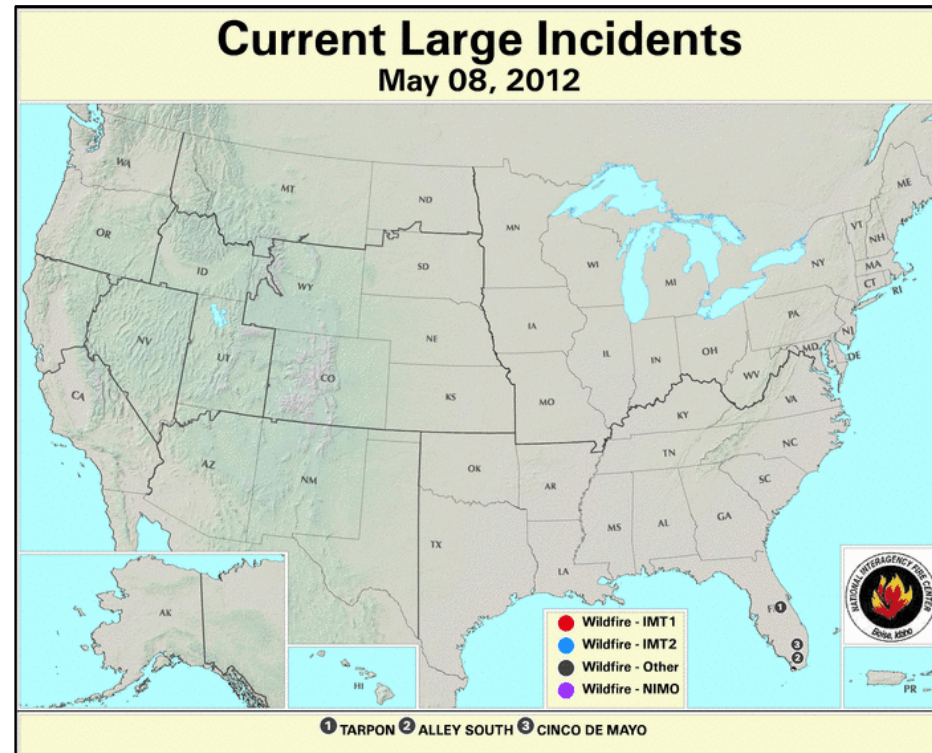
National Fire Activity



FEMA

May 8, 2012:

- National Preparedness Level: 1
- Initial Attack Activity: Light (102 new fires)
- New Large Fires: 3
- Large Fires Contained: 0
- Uncontained Large Fires: 4
- Type 1 IMT(s) Committed: 0
- Type 2 IMT(s) Committed: 0
- States Affected: Florida



Disaster Requests & Declarations



Declaration Requests in Process		Requests APPROVED (since last report)	Requests DENIED (since last report)
0	Date Requested	0	2
LA – DR Severe Storms and Flooding March 11-12, 2012	April 26, 2012		Denied May 8, 2012
LA – DR Severe Storms, Tornadoes, and Flooding March 20-22, 2012	May 1, 2012		Denied May 8, 2012



FEMA

FMAG Requests and Declarations

Action (since last report)	Total	FMAG No. and State
Requests DENIED	0	
Requests APPROVED	0	
Requests Expected Next 24 Hours	0	None as of 1200 5/08/12

As of May 8, 2012	2012	2011*
FMAGs Approved	3	44
FMAGs Denied	1	13
<i>* Cumulative FMAG figures as of this date in 2011</i>		

Disaster Amendments

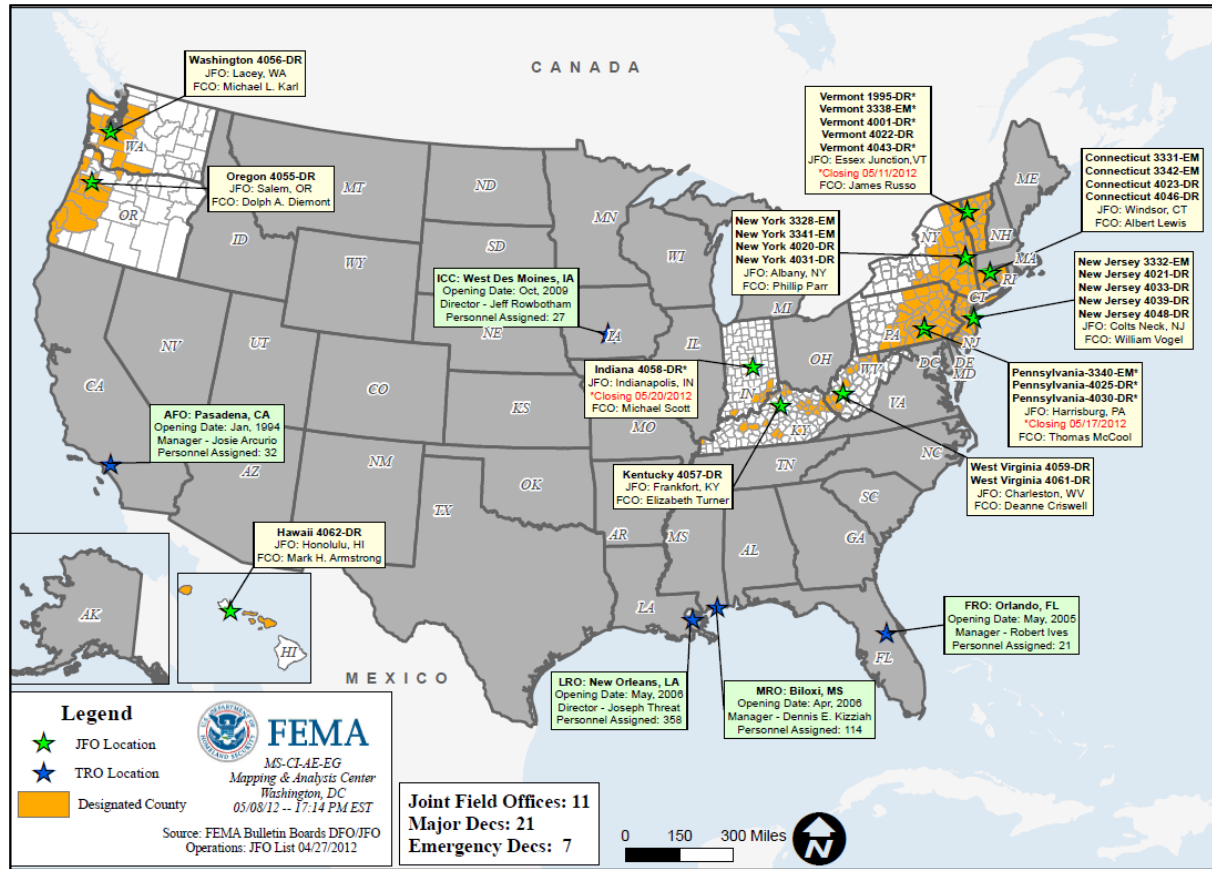


Declaration Amendment Number	Effective Date	Amendment Action

Open Field Offices as of May 9, 2012



FEMA



Joint Preliminary Damage Assessments



FEMA

				Number of Counties/Tribes			
Region	State	Event	IA/ PA	Requested	Ongoing	Complete	Begin / End

FCO Cadre Member Status



Deployed	Detailed	Available	Not Available	Total
12	4	18	6	40

Total Available	Type 1	Type 2	Type 3	Type 4
21*	3*	9	7	2

* All Type 1 FCOs are available unless deployed to a Level 1 event

As of: 05/4/12

MCOV Fleet / Deployment Status



FEMA

MCOV FLEET STATUS					
Location	Units Assigned	Available FMC	Deployed Committed	PMC	NMC
DC Atlanta	21	21			
DC Cumberland	13	10			3
DC Ft Worth	15	14			1
DC Moffett	6	6			
Holliston, MA	1	1			
Denver, CO	2	2			
Bothell, WA	2	2			
TOTAL	60	56	0	0	4
Included in above totals, units en route for turn-in.					

MCOV DISASTER SUPPORT DEPLOYMENTS					
DR-State	OPCON	En Route	Reserved	Open Request	Notes:
TOTAL	0	0	0	0	

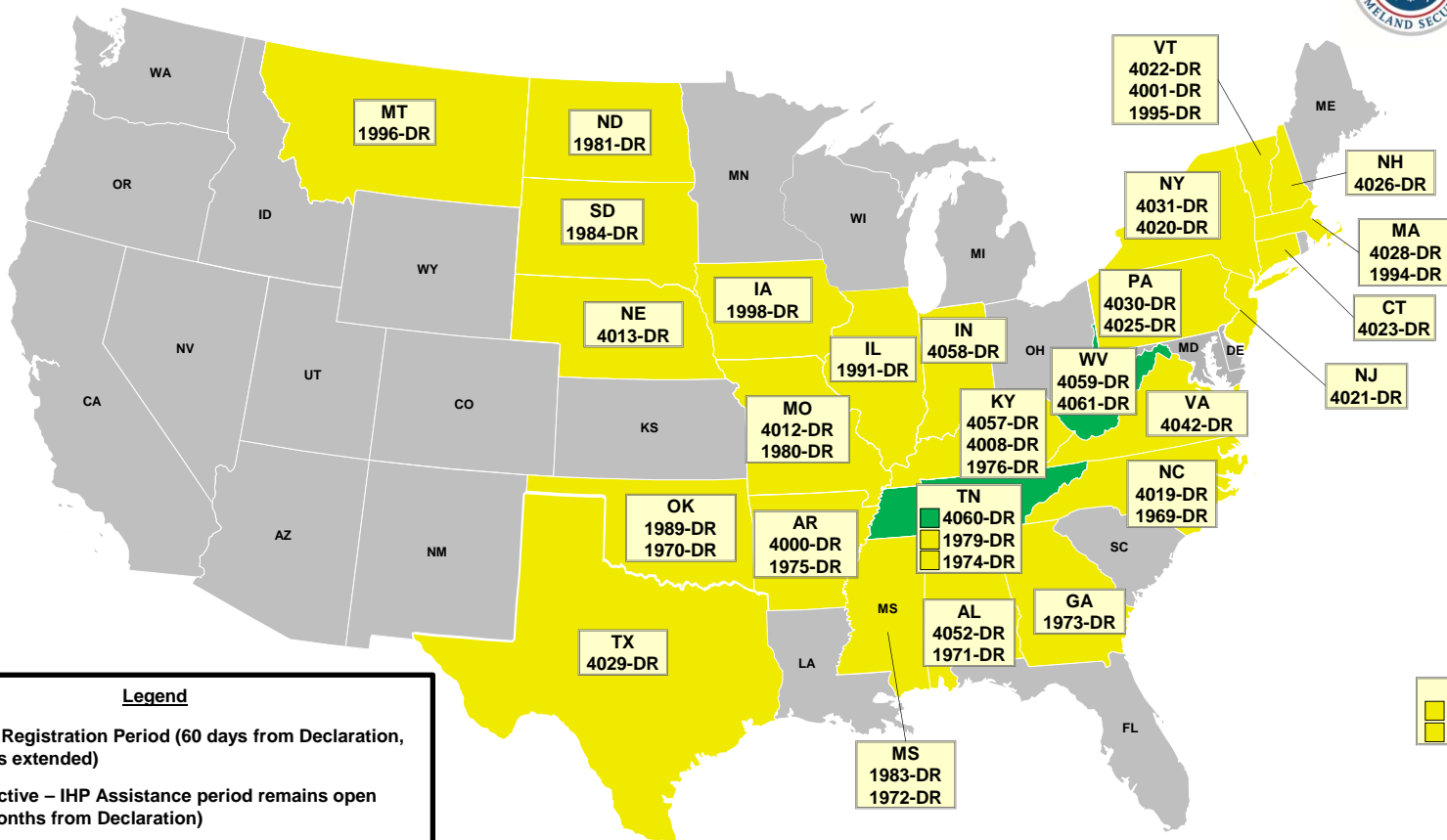
Fully Mission Capable	56
Partially Mission Capable	0
Non-Mission Capable	4
Total Not Deployed	60

Data as of: 05/08/12 @ 1500

Active IA Disasters



FEMA



# of DRs	Legend
3	Open Registration Period (60 days from Declaration, unless extended)
41	IHP Active – IHP Assistance period remains open (18 Months from Declaration)
0	IHP Closing Within 60 Days

Data as of: 05/08/12 @ 1500

IA Registration Statistics



FEMA

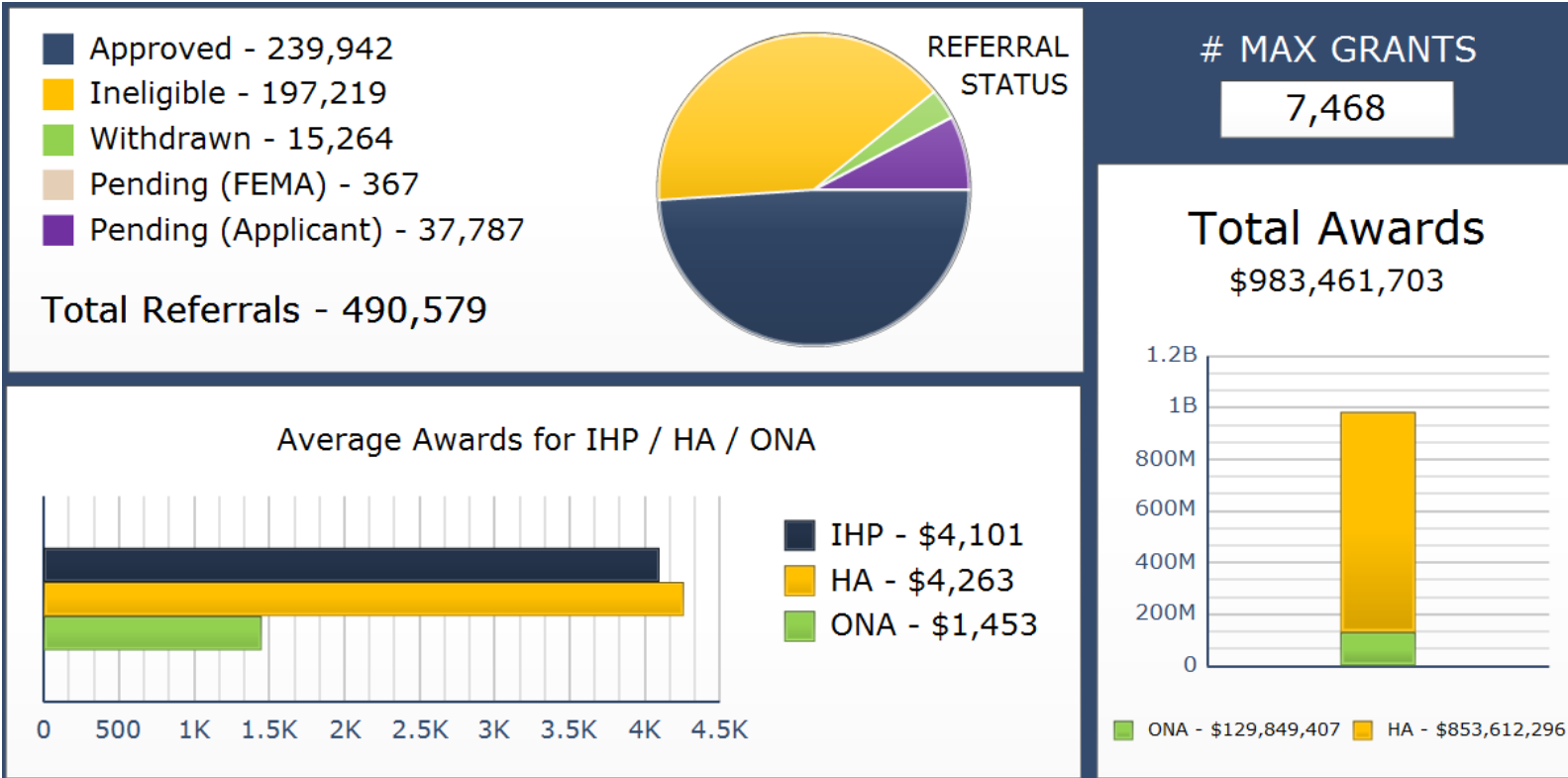
Cumulative as of May 8, 2012 @ 1500					
DR # - State	Registrations	Approved Applicants	Total HA Approved	Total ONA Approved	Total IHP Approved
4059 – WV	1,197	629	\$2,042,014	\$170,312	\$2,212,326
4060 – TN	1,073	172	\$698,521	\$213,580	\$912,101
4061 – WV	798	457	\$2,065,478	\$242,529	\$2,308,007
Totals	3,068	1,258	\$4,806,014	\$626,421	\$5,432,434
24 hour change	+9	+9	+\$15,624	+\$8,362	+\$23,986

NPSC Call Data for May 7, 2012	
Total NPSC Calls Answered (Helpline + Registration Intake)	1,177
Average time to answer call	11 seconds

IHP Referral Status & Awards



FEMA



Data includes the 44 IHP Active DRs

Max Grants = Applicants awarded maximum IHP (\$30,200 as of FY2012)

Data as of: 05/08/12 @ 1500

Housing Inspection Statistics

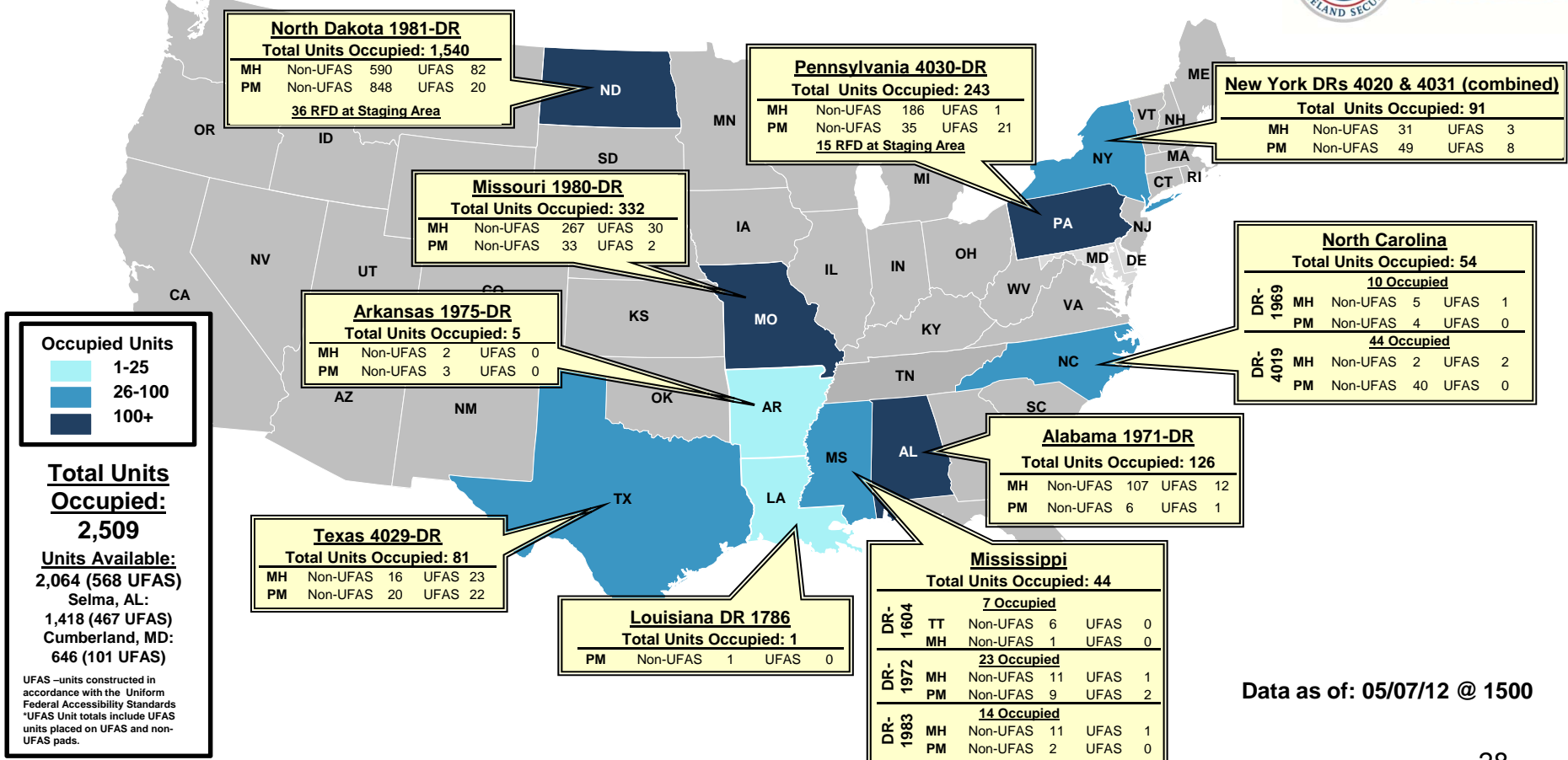


Data as of May 8, 2012 @ 1600					
DR # - State	Inspectors	Inspections Assigned	Inspections Completed	Inspection % Complete	Turnaround Time (Days)
4059 – WV	3	1,044	1,034	99.0%	2.0
4060 – TN	1	508	500	98.4%	1.8
4061 – WV	2	738	731	99.1%	2.0
TOTAL	6	2,290	2,265	98.9%	1.9
24 hour change	-2	+8	+11	+0.1%	+0.0

Direct Housing per State



FEMA



Data as of: 05/07/12 @ 1500

Public Assistance Grants and Activities



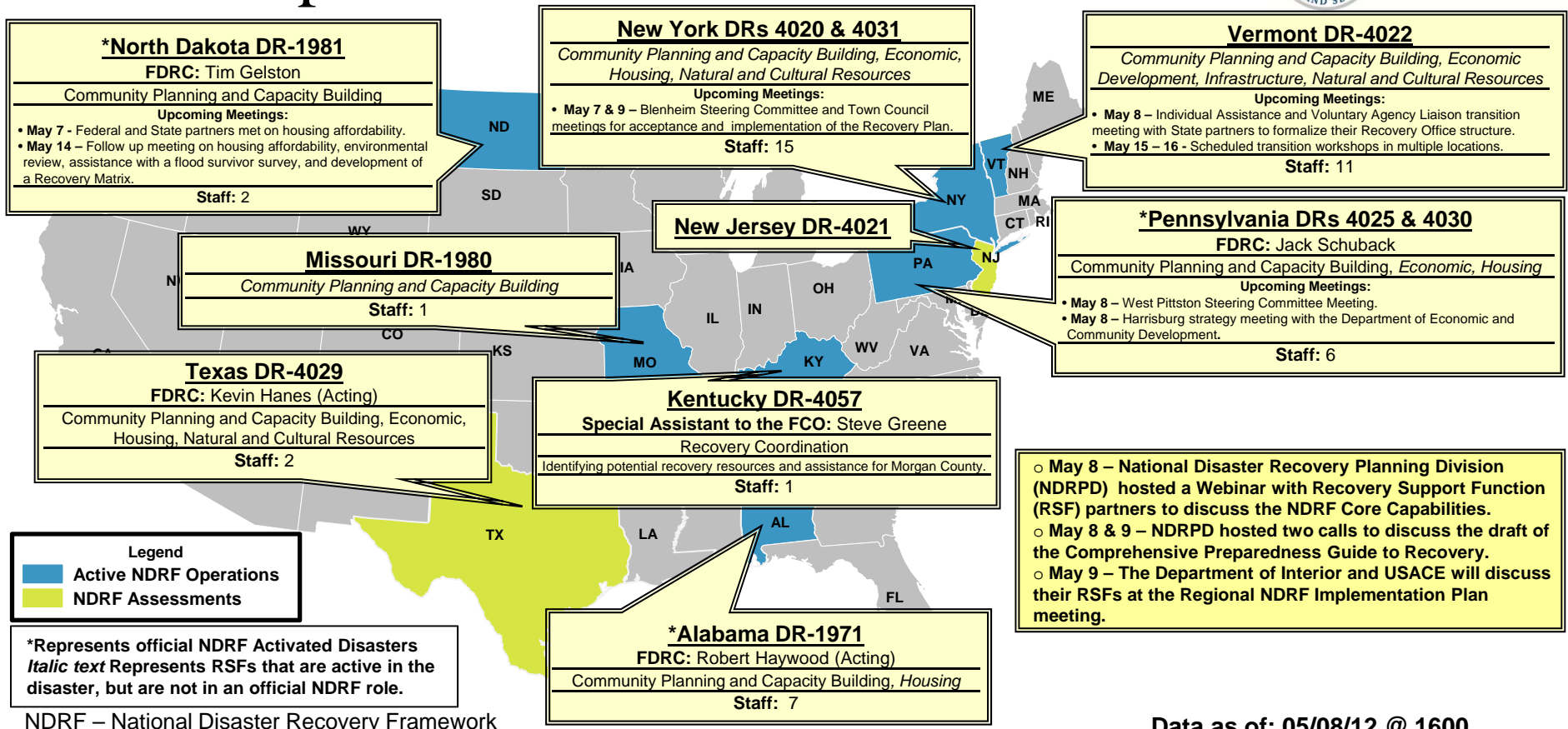
FEMA

PA Grant Funding Per Event Type							
Only Includes Events Declared Within 12 months of May 8, 2012							
Event Type	States	Declarations	Cumulative Applicants	Project Worksheets Entered	Funding Estimate	Total Obligated	Percent Funded
Earthquake - August 2011	2	2	45	208	\$36,996,889	\$29,901,521	80.8%
Hurricanes/Tropical Storms	16	35	8,516	31,140	\$1,721,966,329	\$575,825,323	39.0%
Severe Storms/Flooding	26	34	3,881	19,519	\$822,971,205	\$565,093,934	68.9%
Tornadoes	12	17	1,570	7,691	\$387,956,387	\$285,035,834	73.6%
Wildfires	1	2	216	954	\$172,703,430	\$20,867,080	12.1%
Winter Storms	7	7	852	1,111	\$114,449,170	\$20,015,812	17.5%
Total for All Event Types	42	97	15,080	60,623	\$3.3 Billion	\$1.5 Billion	49.8%

PA Events and Milestones
<p>May 8, 2012 - PA participated in the second FY 2012 Audit Status Meeting hosted by KPMG.</p> <p>May 10, 2012 - Bill Roche will be speaking about debris initiatives at the 2012 USACE/FEMA Senior Leaders' Seminar.</p>



NDRF Operations



RRCC / Regional Watch Center Status



FEMA

Region	RRCC	Regional Watch Center
I	Watch/Steady State	Maynard MOC (24/7)
II	Watch/Steady State	24/7
III	Full Activation (Regional Exercise)	24/7
IV	Watch/Steady State	24/7
V	Watch/Steady State	24/7
VI	Watch/Steady State	Denton MOC (24/7)
VII	Watch/Steady State	24/7
VIII	Watch/Steady State	Denver MOC (24/7)
IX	Watch/Steady State	24/7
X	Watch/Steady State	Bothell MOC (24/7)

IMAT Status



FEMA

National Teams					
Team	Status	Team	Status	Team	Status
BLUE (East)		WHITE (Central)		RED (West)	
Regional Teams					
Team	Status	Team	Status	Team	Status
Region I	VT	Region V		Region IX-1	GA (EX)
Region II		Region VI-1		Region IX-2	HI
Region III	PA (EX)	Region VI-2		Region X	WA
Region IV-1	KY	Region VII			
Region IV-2	GA (EX)	Region VIII			

= Available/Mission Capable
 = Assigned/Deployed
 = Available/Partially Mission Capable
 = Out-of-Service

Urban Search & Rescue



FEMA

INCIDENT SUPPORT TEAMS (Red-White-Blue) – Monthly On Call Rotation											
JAN	FEB	MAR	APR	MAY	JUN	JUL	AUG	SEP	OCT	NOV	DEC
WEST				CENTRAL				EAST			
Team	Status	Team	Status	Team	Status	Team	Status	Team	Status	Team	Status
CA-TF1	Available	AZ-TF1	Available	FL-TF1	Available	CA-TF2	Available	CO-TF1	Available	FL-TF2	Available
CA-TF3	Available	IN-TF1	Available	MA-TF1	Available	CA-TF4	Available	MO-TF1	Available	MD-TF1	Available
CA-TF5	Available	NE-TF1	Available	NY-TF1	Available	CA-TF6	Available	NM-TF1	Available	PA-TF1	Conditionally Available
CA-TF7	Available	NV-TF1	Available	VA-TF1	Available	CA-TF8	Available	TN-TF1	Available	VA-TF2	Available
WA-TF1	Available	TX-TF1	Available	OH-TF1	Available			UT-TF1	Available		

= Available/Mission Capable
 = Assigned/Deployed
 = Available/Partially Mission Capable
 = Out-of-Service

National Team Status



Team/Status	Current Location	Remarks
National Watch Center	Washington, DC	Watch/Steady State
NRCC	Washington, DC	Not Activated
HLT	Miami, FL	Not Activated
DEST	Washington, DC	Not Activated
Mission Capable	Partially Mission Capable	Not Mission Capable

Exercise Highlights



FEMA

TED-EX Exercise Highlights (60 day forecast)					
Date	Exercise	Event	Capability Focus	Target Audience/ FEMA Participation	Location
5/15-5/16	APHIS FMDFE	FPC	Animal Disease Emergency	TED-EX	College Park, MD
5/16	NLE 12	Exercise #3 FPC	Cyber Security, Planning (Continuity)	TED-EX	NCR
5/17	NLE 12	Exercise #4 FPC	Cyber Security, Planning (Continuity)	TED-EX	NCR
5/21-5/25	VR 13	FPC	WMD Response, Incident Mgt and Support	TED-EX	Camp Atterbury, IN
5/22-5/23	NLE 12	Exercise #3/4 MSEL Synch	Cyber Security, Planning (Continuity)	TED-EX	NCR
June TBD	NLE 12	Exercise #3 Conduct	Cyber Security, Planning (Continuity)	All FEMA components	Multiple
June TBD	Evergreen Quake	HQ TTX Conduct	Critical Logistics Distribution	NRCS Leadership	TBD
June TBD	NLE 12	Exercise #4 Conduct	Cyber Security, Planning (Continuity)	All FEMA components	Multiple
6/26-6/28	APHIS FMDFE	Conduct	Animal Disease Emergency	NRCS (SimCell only)	College Park, MD



FEMA

FEMA's mission is to support our citizens and first responders to ensure that as a nation we work together to build, sustain, and improve our capability to prepare for, protect against, respond to, recover from, and mitigate all hazards.