



FEMA



FEMA

Daily Operations Briefing

May 8, 2012

As of 8:30 a.m. EDT

Significant Activity: May 7-8

Significant Events:

- None

Significant Weather:

- Rain and thunderstorms – Texas and Gulf Coast to Northeast
- Slight risk of severe thunderstorms – southern/western TX into extreme southern NM
- Critical Fire Weather Areas/Red Flag Warnings: None
- Space Weather: Minor space storms (R1) occurred; minor space storms (R1) predicted

Earthquake Activity:

- No significant activity

Disaster Declaration Activity:

- None

Severe Storms & Flooding – South Dakota

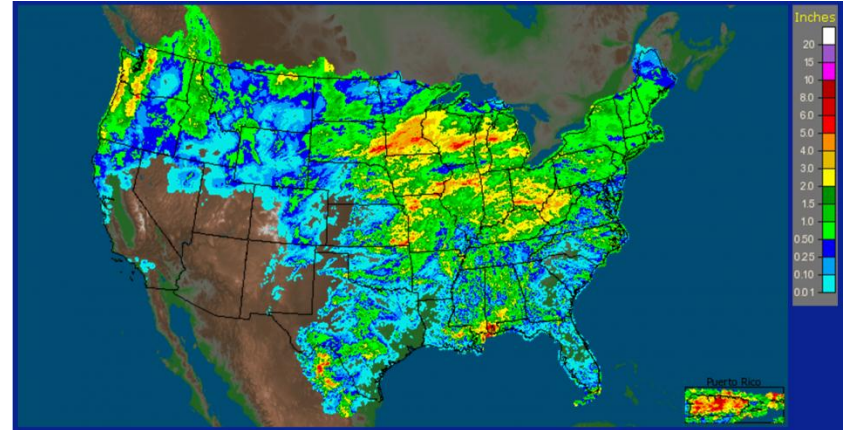


Current Situation

- Over 6" of heavy rain fell in eastern SD (May 5-7)
- Flooding continues along portions of Big Sioux, James, Vermillion, Redwood, and Red rivers
- Madison (Lake County) most impacted
 - Media reports up to 90 homes damaged
 - Media reports one unconfirmed fatality due to drowning
- Flooding restricted to rural/agriculture areas
- Most creeks and rivers crested and receding
- Significant rain not expected this week - will gradually ease flooding

State and Regional Response

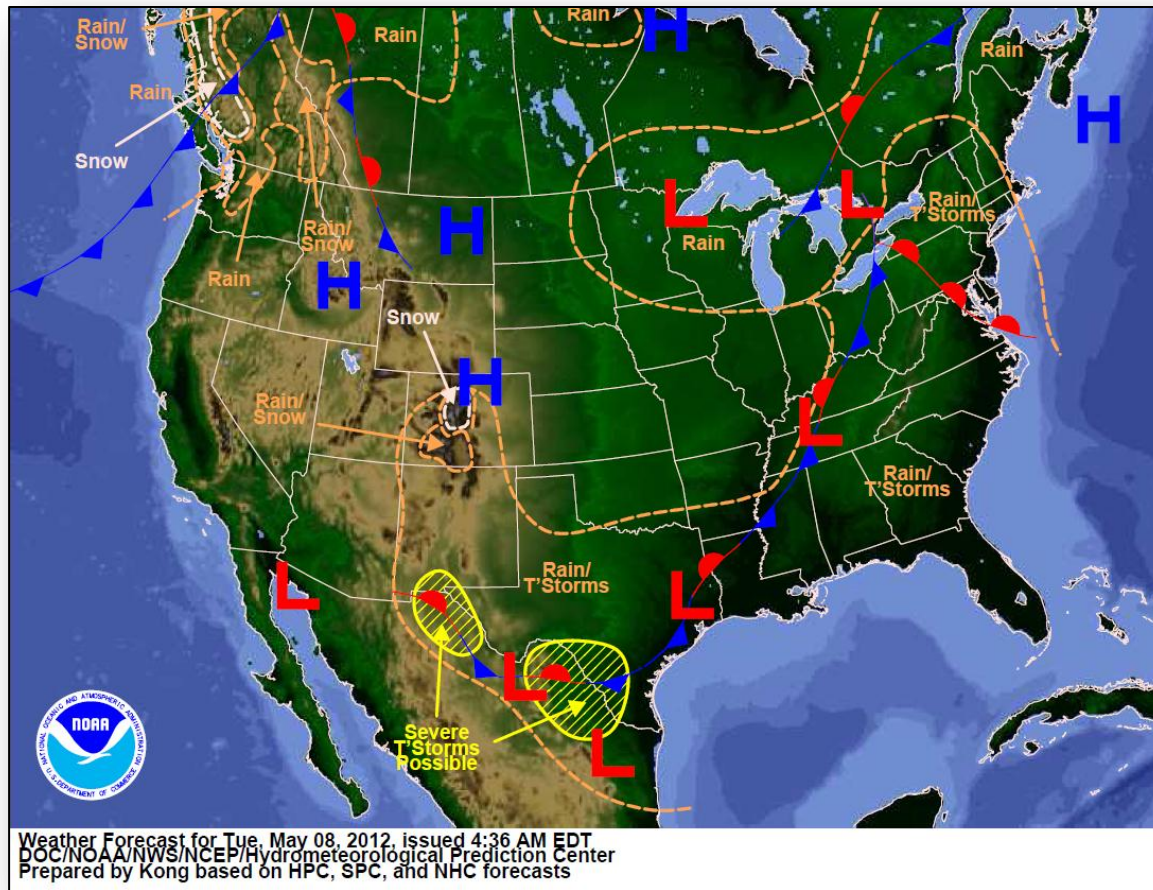
- State EOC did not activate
- Region VIII remained at Watch/Steady State
- No requests for State or FEMA assistance; none anticipated



National Weather Forecast



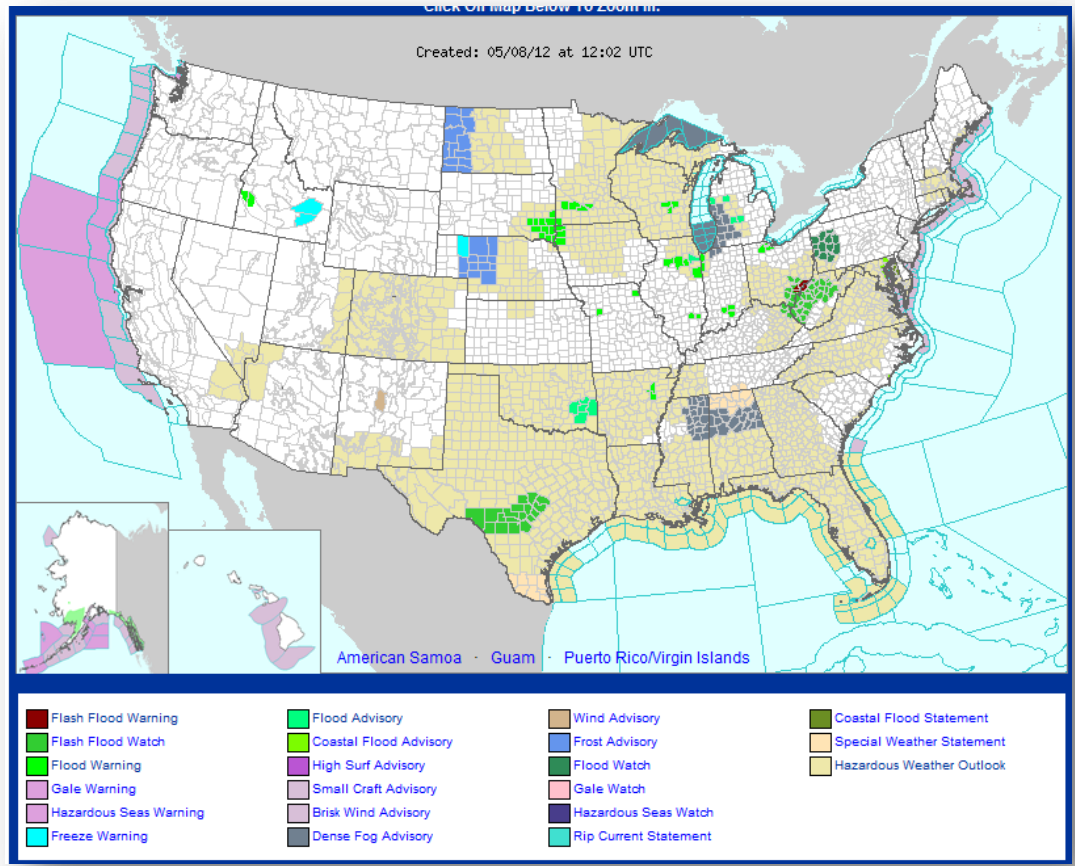
FEMA



Active Watches/Warnings



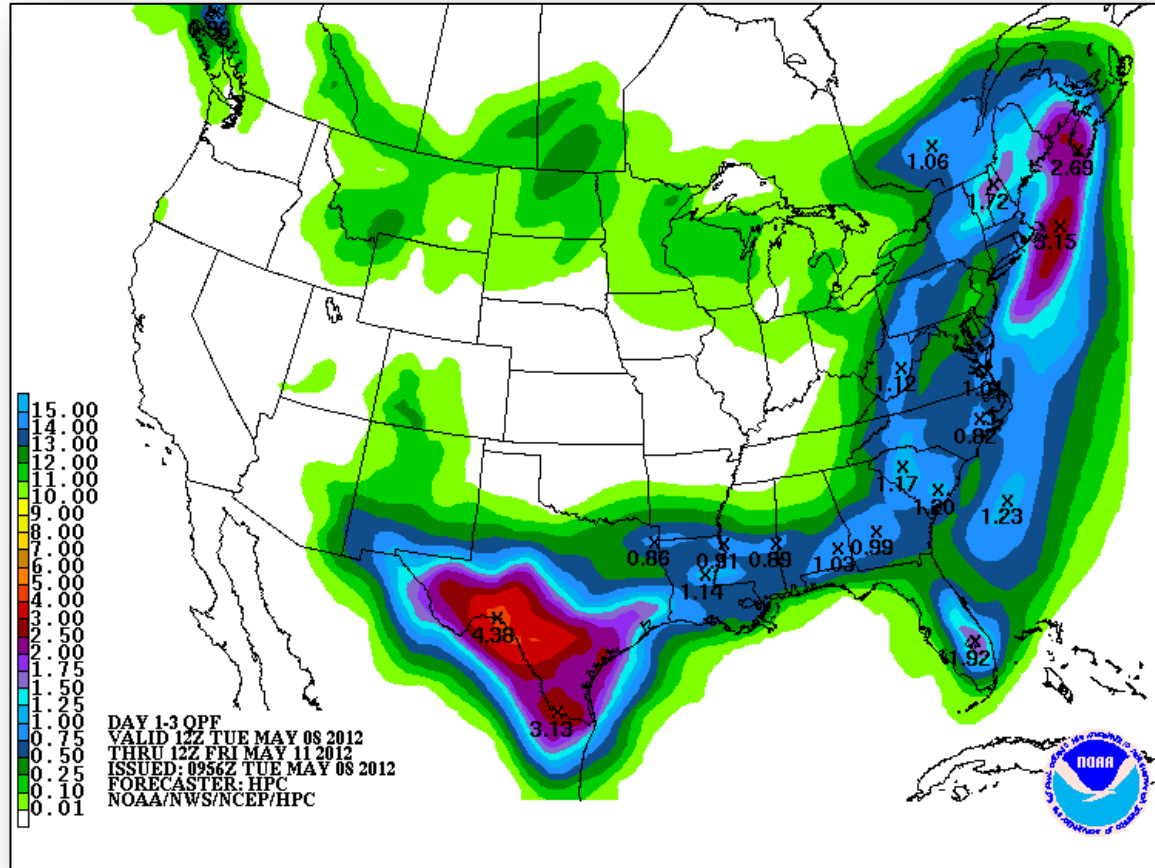
FEMA



Precipitation Forecast 1-3 Day



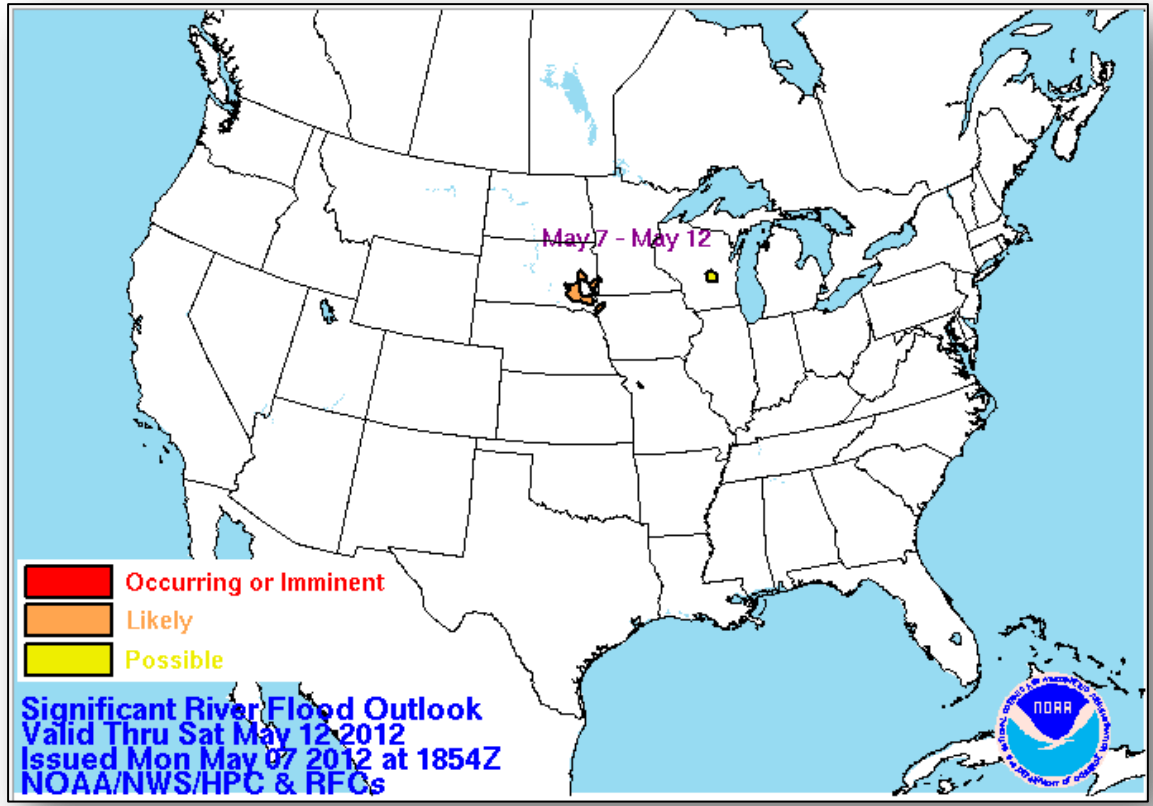
FEMA



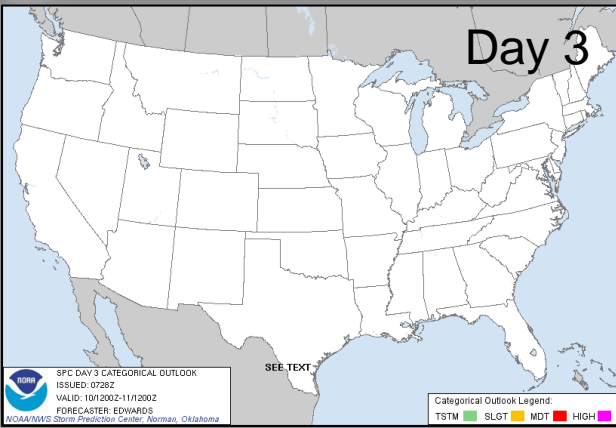
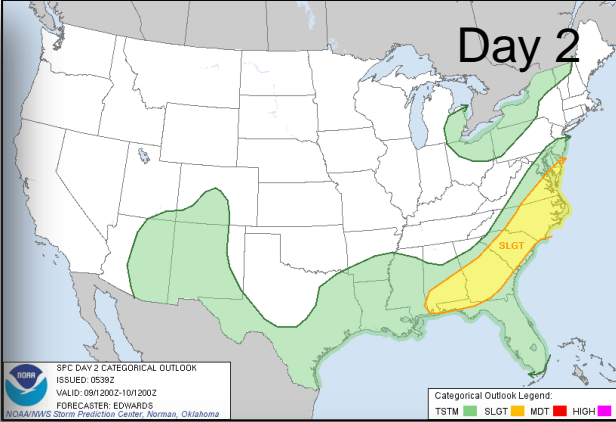
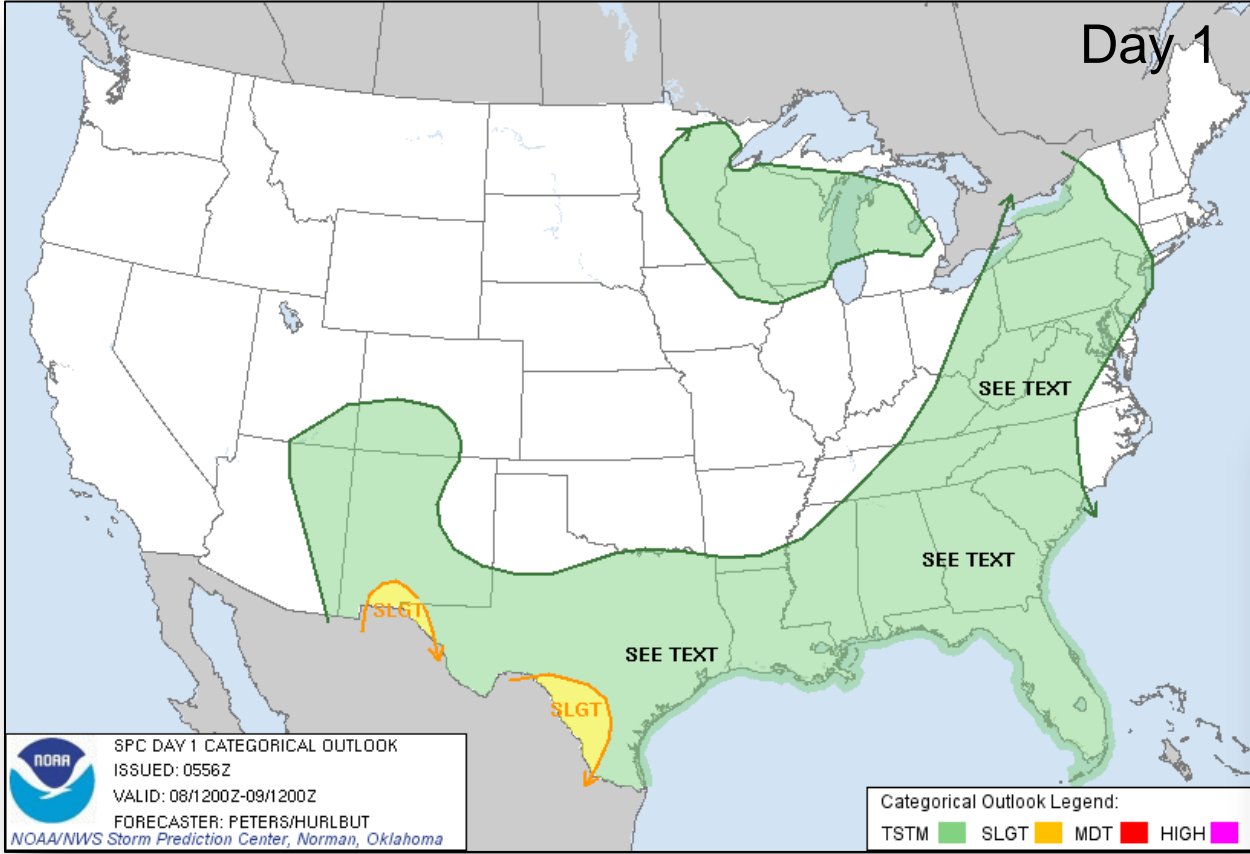
Significant River Flood Outlook



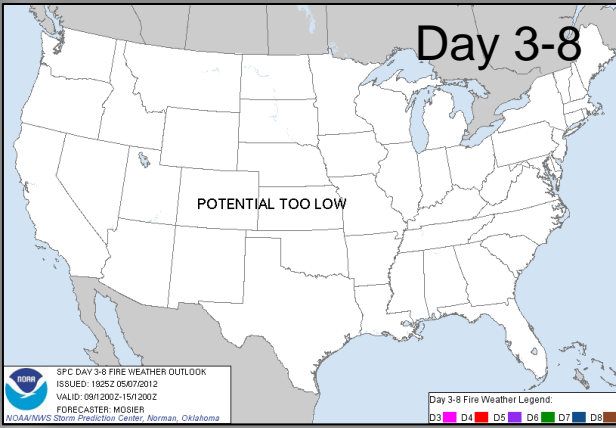
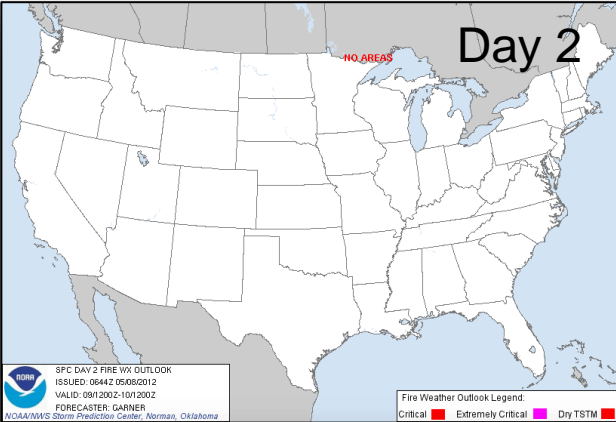
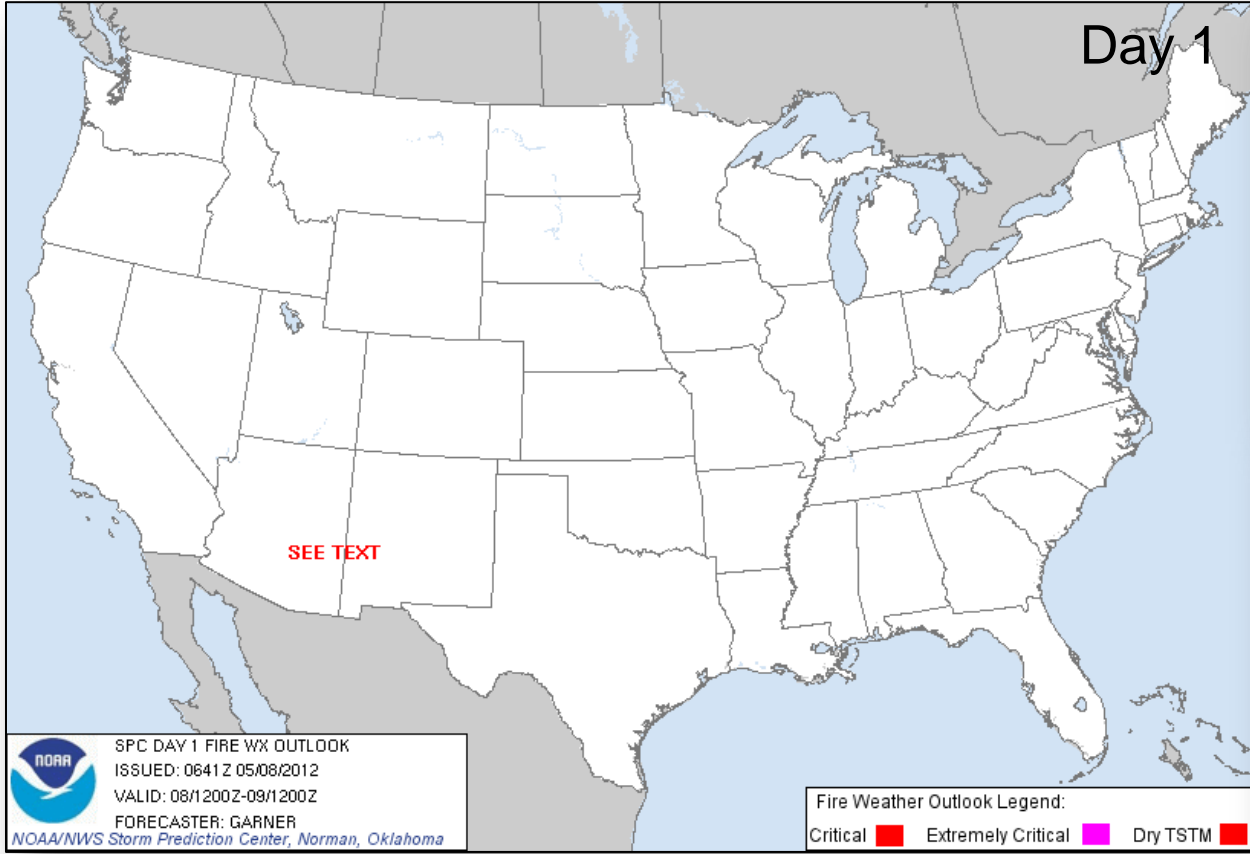
FEMA



Convective Outlook Days 1-3



Critical Fire Weather Areas Days 1-8



Space Weather

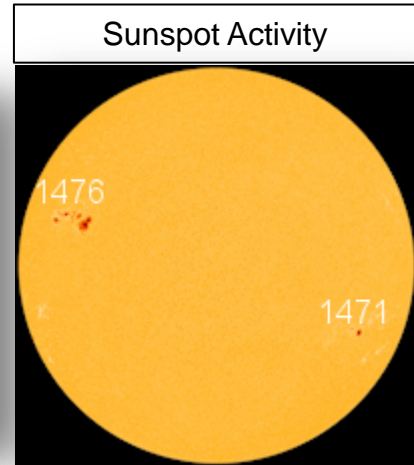

Past 24 hours:

- Space weather has been minor. Radio blackouts reaching R1(minor) level occurred.

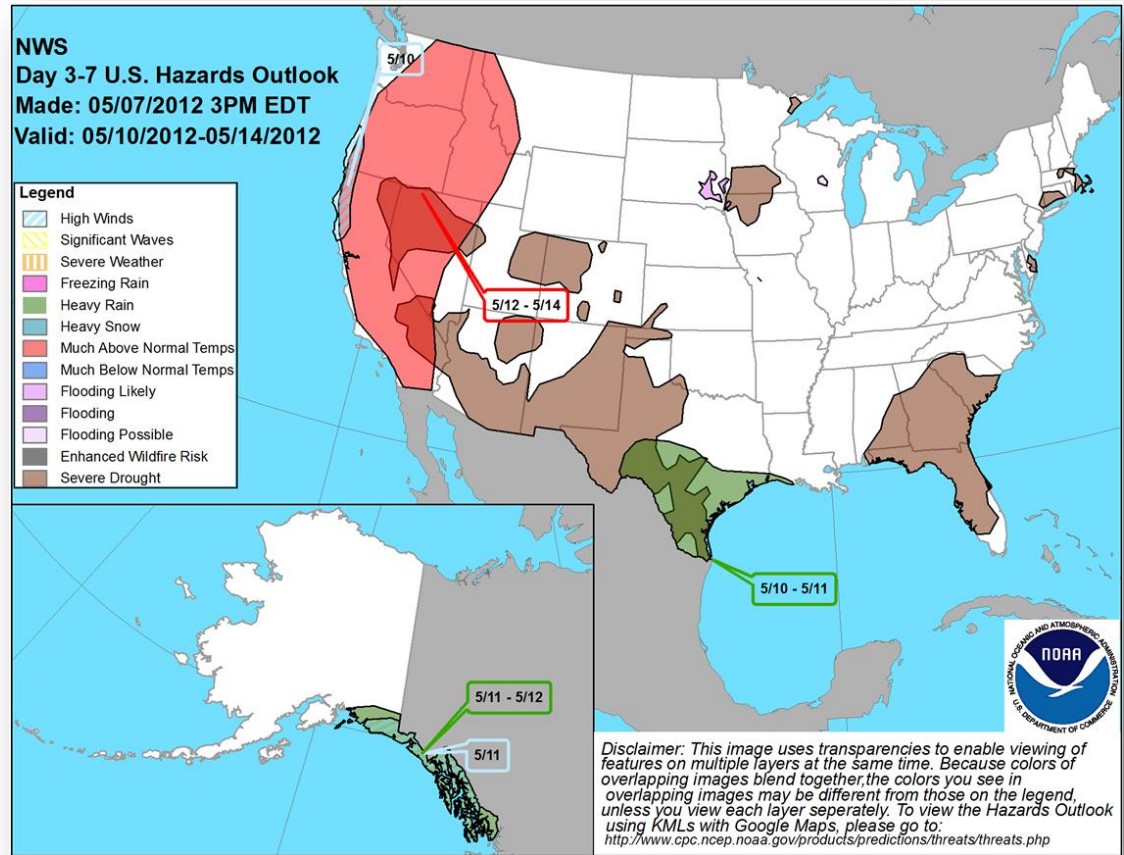
Next 24 hours:

- Space weather predicted to be minor. Radio blackouts reaching R1(minor) level likely.

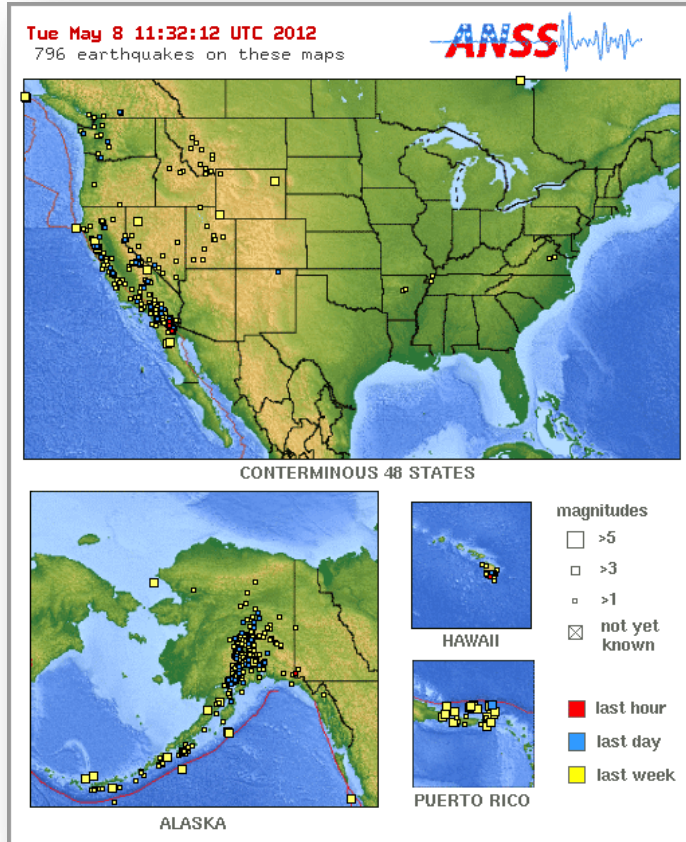
| NOAA Scales Activity Range 1 (minor) to 5 (extreme) | Past 24 Hours | Current |
|--|---------------|---------|
| Geomagnetic Storms | None | None |
| Solar Radiation Storms | None | None |
| Radio Blackouts | R1 | None |



Hazard Outlook: May 10 - 14



Significant Earthquake Activity

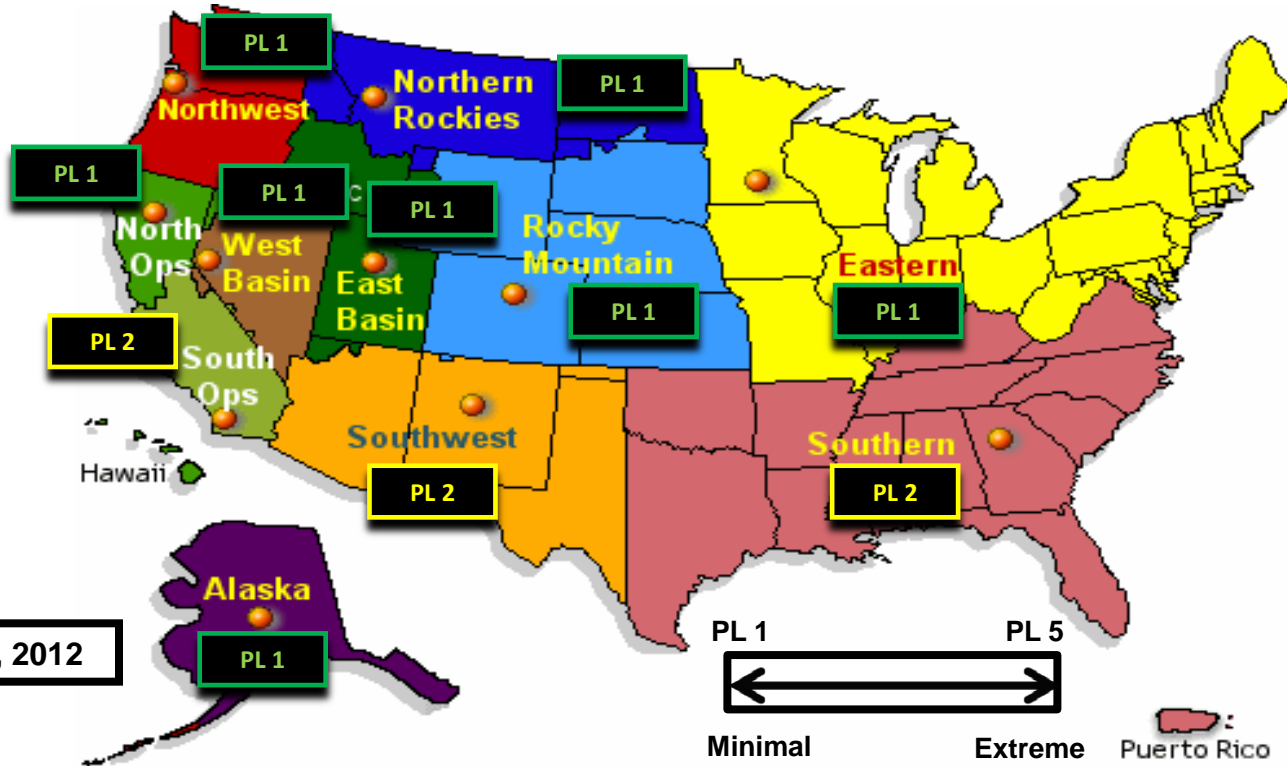


U.S.

- No significant activity

U.S. Wildland Fire Preparedness Levels

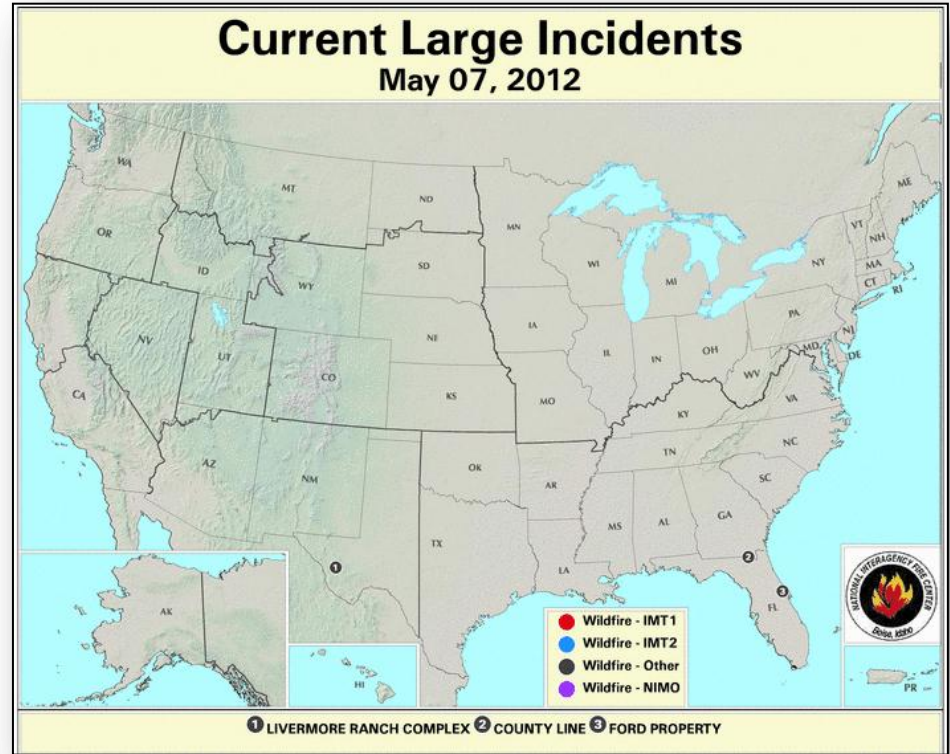
National Preparedness Level: 1 Minimal large fire activity is occurring nationally. Most Geographic Areas have low to moderate fire danger. There is little or no commitment of national resources.



National Fire Activity

May 7, 2012:

- National Preparedness Level: 1
- Initial Attack Activity: Light
(38 new fires)
- New Large Fires: 0
- Large Fires Contained: 1
- Uncontained Large Fires: 2
- Type 1 IMT(s) Committed: 0
- Type 2 IMT(s) Committed: 0
- States Affected: Florida



Disaster Requests & Declarations



| Declaration Requests in Process | | Requests APPROVED (since last report) | Requests DENIED (since last report) |
|---|-----------------------|--|--|
| 2 | Date Requested | 0 | 0 |
| LA – DR Severe Storms and Flooding March 11-12, 2012 | April 26, 2012 | | |
| LA – DR Severe Storms, Tornadoes, and Flooding March 20-22, 2012 | May 1, 2012 | | |

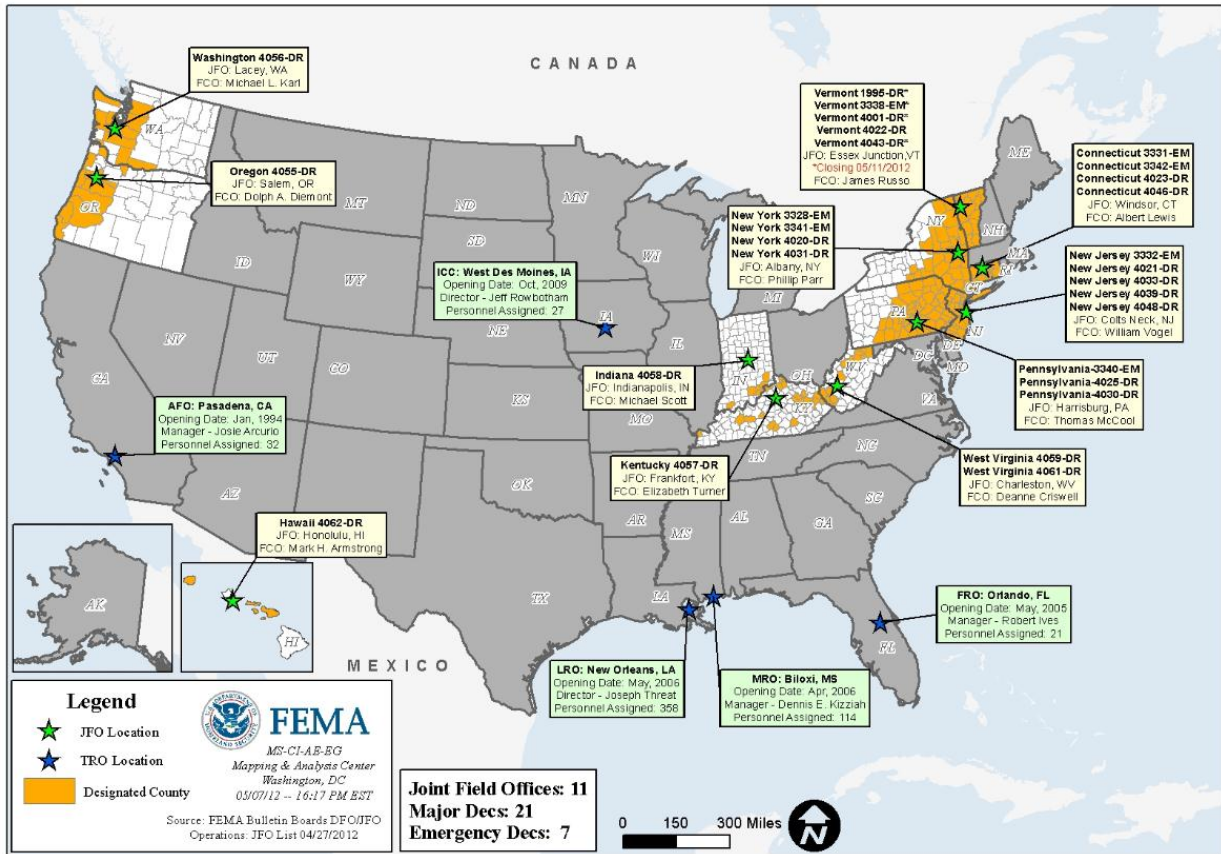
FMAG Requests and Declarations



| Action (since last report) | Total | FMAG No. and State |
|---------------------------------|-------|-------------------------|
| Requests DENIED | 0 | |
| Requests APPROVED | 0 | |
| Requests Expected Next 24 Hours | 0 | None as of 1200 5/07/12 |

| As of May 7, 2012 | 2012 | 2011* |
|---|------|-------|
| FMAGs Approved | 3 | 44 |
| FMAGs Denied | 1 | 13 |
| * Cumulative FMAG figures as of this date in 2011 | | |

Open Field Offices as of May 8, 2012



Washington 4056-DR
 JFO: Lacey, WA
 FCO: Michael L. Kart

Oregon 4055-DR
 JFO: Salem, OR
 FCO: Dolph A. Diemont

AFO: Pasadena, CA
 Opening Date: Jan, 1984
 Manager - Josie Arcurio
 Personnel Assigned: 32

Hawaii 4062-DR
 JFO: Honolulu, HI
 FCO: Mark H. Armstrong

ICC: West Des Moines, IA
 Opening Date: Oct, 2009
 Director - Jeff Rowbotham
 Personnel Assigned: 27

Indiana 4058-DR
 JFO: Indianapolis, IN
 FCO: Michael Scott

Kentucky 4057-DR
 JFO: Frankfort, KY
 FCO: Elizabeth Turner

LRO: New Orleans, LA
 Opening Date: May, 2006
 Director - Joseph Threat
 Personnel Assigned: 356

MRO: Biloxi, MS
 Opening Date: Apr, 2006
 Manager - Dennis E. Kizziah
 Personnel Assigned: 114

Vermont 1995-DR*
 Vermont 3338-EM*
 Vermont 4001-DR*
 Vermont 4022-DR*
 Vermont 4043-DR*
 JFO: Essex Junction, VT
 *Closing 05/11/2012
 FCO: James Russo

New York 3328-EM
New York 3341-EM
New York 4020-DR
New York 4031-DR
 JFO: Albany, NY
 FCO: Philip Parr

Connecticut 3331-EM
Connecticut 3342-EM
Connecticut 4023-DR
Connecticut 4046-DR
 JFO: Windsor, CT
 FCO: Albert Lewis

New Jersey 3332-EM
New Jersey 4021-DR
New Jersey 4030-DR
New Jersey 4039-DR
New Jersey 4048-DR
 JFO: Colts Neck, NJ
 FCO: William Vogel

Pennsylvania 3340-EM
Pennsylvania 4025-DR
Pennsylvania 4030-DR
 JFO: Harrisburg, PA
 FCO: Thomas McCool

West Virginia 4059-DR
West Virginia 4061-DR
 JFO: Charleston, WV
 FCO: Deanne Criswell

FRO: Orlando, FL
 Opening Date: May, 2005
 Manager - Robert Ives
 Personnel Assigned: 21

FCO Cadre Member Status



| Deployed | Detailed | Available | Not Available | Total |
|----------|----------|-----------|---------------|-------|
| 12 | 4 | 18 | 6 | 40 |

| Total Available | Type 1 | Type 2 | Type 3 | Type 4 |
|-----------------|--------|--------|--------|--------|
| 21* | 3* | 9 | 7 | 2 |

*** All Type 1 FCOs are available unless deployed to a Level 1 event**

As of: 05/4/12

MCOV Fleet / Deployment Status



| MCOV FLEET STATUS | | | | | |
|---|----------------|---------------|--------------------|----------|----------|
| Location | Units Assigned | Available FMC | Deployed Committed | PMC | NMC |
| DC Atlanta | 21 | 21 | | | |
| DC Cumberland | 13 | 10 | | | 3 |
| DC Ft Worth | 15 | 14 | | | 1 |
| DC Moffett | 6 | 6 | | | |
| Holliston, MA | 1 | 1 | | | |
| Denver, CO | 2 | 2 | | | |
| Bothell, WA | 2 | 2 | | | |
| | | | | | |
| TOTAL | 60 | 56 | 0 | 0 | 4 |
| Included in above totals, units en route for turn-in. | | | | | |

| MCOV DISASTER SUPPORT DEPLOYMENTS | | | | | |
|-----------------------------------|----------|----------|----------|--------------|--------|
| DR-State | OPCON | En Route | Reserved | Open Request | Notes: |
| | | | | | |
| | | | | | |
| | | | | | |
| | | | | | |
| | | | | | |
| | | | | | |
| | | | | | |
| | | | | | |
| | | | | | |
| TOTAL | 0 | 0 | 0 | 0 | |
| | | | | | |

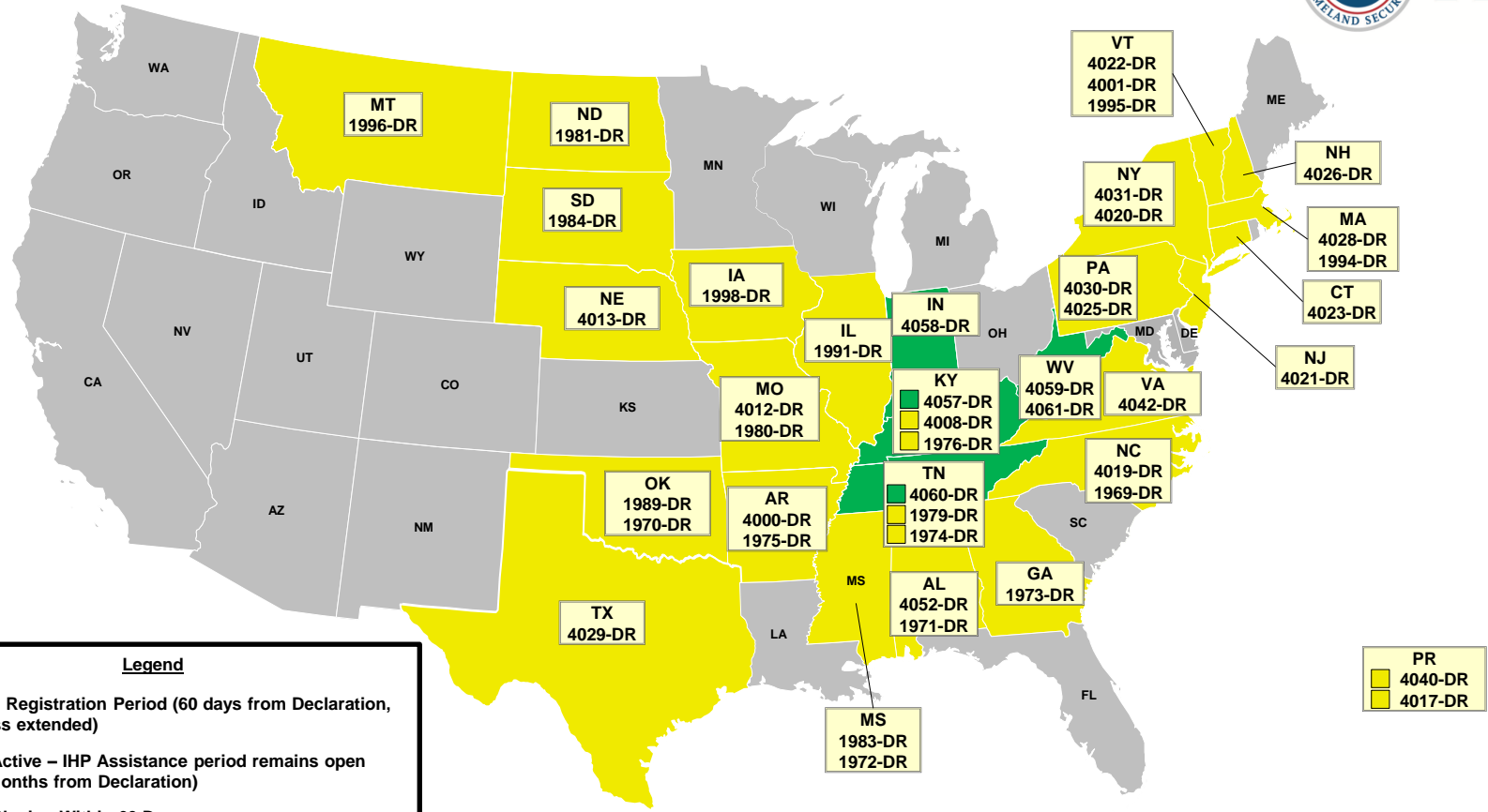
| | |
|---------------------------|-----------|
| Fully Mission Capable | 56 |
| Partially Mission Capable | 0 |
| Non-Mission Capable | 4 |
| Total Not Deployed | 60 |

Data as of: 05/07/12 @ 1500

Active IA Disasters



FEMA



| # of DRs | Legend |
|----------|--|
| 5 | Open Registration Period (60 days from Declaration, unless extended) |
| 39 | IHP Active – IHP Assistance period remains open (18 Months from Declaration) |
| 0 | IHP Closing Within 60 Days |

Data as of: 05/07/12 @ 1500

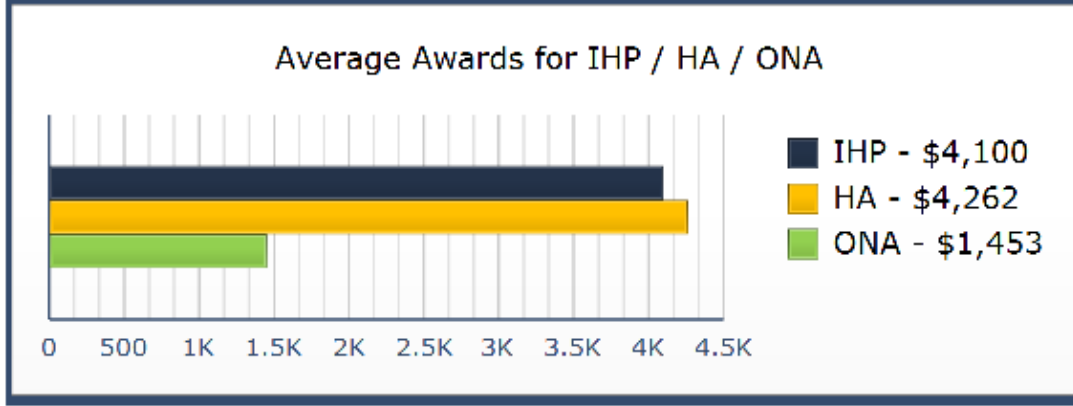
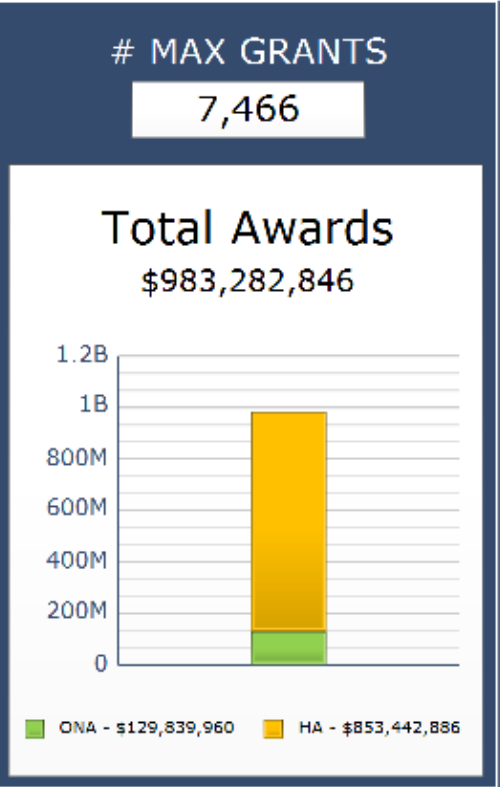
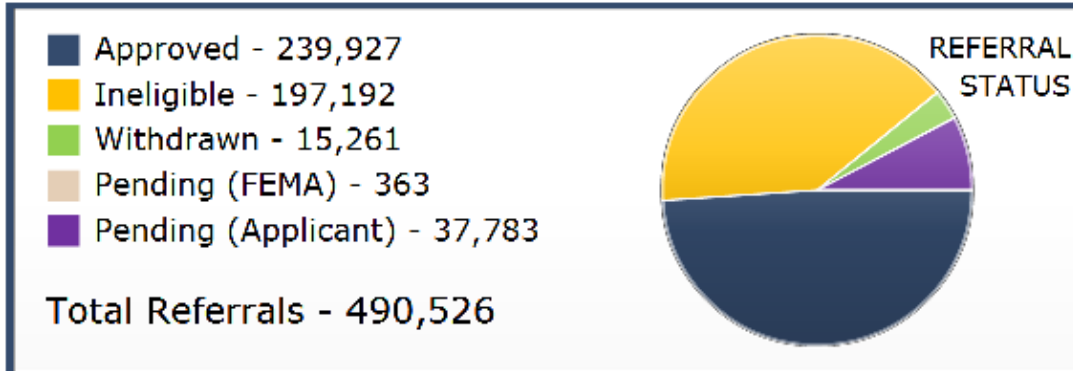
IA Registration Statistics



| Cumulative as of May 7, 2012 @ 1500 | | | | | |
|--|----------------------|----------------------------|--------------------------|---------------------------|---------------------------|
| DR # - State | Registrations | Approved Applicants | Total HA Approved | Total ONA Approved | Total IHP Approved |
| 4057 – KY | 5,512 | 1,652 | \$7,512,381 | \$1,958,390 | \$9,470,771 |
| 4058 – IN | 1,465 | 258 | \$1,190,967 | \$319,686 | \$1,510,653 |
| 4059 – WV | 1,196 | 626 | \$2,035,042 | \$169,255 | \$2,204,297 |
| 4060 – TN | 1,068 | 171 | \$696,431 | \$205,242 | \$901,673 |
| 4061 – WV | 795 | 452 | \$2,058,916 | \$243,562 | \$2,302,478 |
| Totals | 10,036 | 3,159 | \$13,493,738 | \$2,896,134 | \$16,389,872 |
| 96 hour change | +119 | +41 | +\$153,351 | +\$32,925 | +\$186,276 |

| NPSC Call Data for May 6, 2012 | |
|---|-------------------|
| Total NPSC Calls Answered (Helpline + Registration Intake) | 206 |
| Average time to answer call | 11 seconds |

IHP Referral Status & Awards



Data includes the 44 IHP Active DRs

Max Grants = Applicants awarded maximum IHP (\$30,200 as of FY2012)

Data as of: 05/07/12 @ 1500

Housing Inspection Statistics

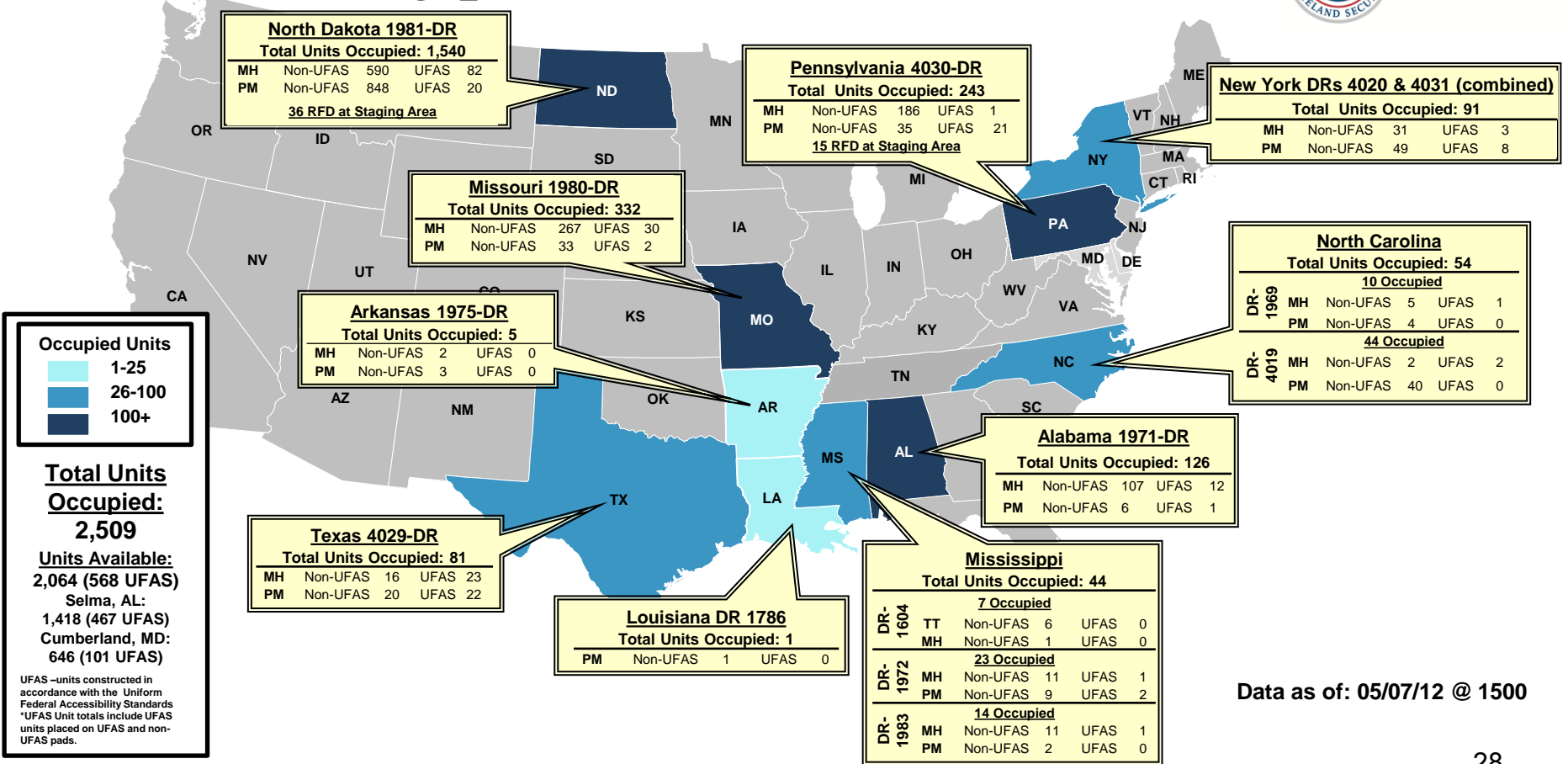


Data as of May 7, 2012 @ 1600

| DR # - State | Inspectors | Inspections Assigned | Inspections Completed | Inspection % Complete | Turnaround Time (Days) |
|-----------------------|-------------------|-----------------------------|------------------------------|------------------------------|-------------------------------|
| 4057 – KY | 4 | 3,386 | 3,351 | 99.0% | 2.0 |
| 4058 – IN | 2 | 658 | 646 | 98.2% | 1.5 |
| 4059 – WV | 4 | 1,042 | 1,031 | 98.9% | 2.0 |
| 4060 – TN | 1 | 504 | 498 | 98.8% | 1.8 |
| 4061 – WV | 3 | 736 | 725 | 98.5% | 1.9 |
| TOTAL | 14 | 6,326 | 6,251 | 98.8% | 2.0 |
| 96 hour change | -1 | +84 | +94 | +0.2% | +0.0 |



Direct Housing per State



Data as of: 05/07/12 @ 1500

RRCC / Regional Watch Center Status



| Region | RRCC | Regional Watch Center |
|--------|--------------------|-----------------------|
| I | Watch/Steady State | Maynard MOC (24/7) |
| II | Watch/Steady State | 24/7 |
| III | Watch/Steady State | 24/7 |
| IV | Watch/Steady State | 24/7 |
| V | Watch/Steady State | 24/7 |
| VI | Watch/Steady State | Denton MOC (24/7) |
| VII | Watch/Steady State | 24/7 |
| VIII | Watch/Steady State | Denver MOC (24/7) |
| IX | Watch/Steady State | 24/7 |
| X | Watch/Steady State | Bothell MOC (24/7) |

IMAT Status



| National Teams | | | | | |
|----------------|--------|--------------------|--------|---------------|---------------|
| Team | Status | Team | Status | Team | Status |
| BLUE (East) | | WHITE (Central) | | RED (West) | |
| Regional Teams | | | | | |
| Team | Status | Team | Status | Team | Status |
| Region I | VT | Region V | | Region IX-1 | GA (Exercise) |
| Region II | | Region VI-1 | | Region IX-2 | HI |
| Region III | | Region VI-2 | | Region X | WA |
| Region IV-1 | KY | Region VII | | | |
| Region IV-2 | | Region VIII | | | |

= Available/Mission Capable
 = Assigned/Deployed
 = Available/Partially Mission Capable
 = Out-of-Service

Urban Search & Rescue



| INCIDENT SUPPORT TEAMS (Red-White-Blue) – Monthly On Call Rotation | | | | | | | | | | | |
|--|-----|-----------|-----|---------|-----|-----------|-----|--------|-----|-------------------------|-----|
| JAN | FEB | MAR | APR | MAY | JUN | JUL | AUG | SEP | OCT | NOV | DEC |
| WEST | | | | CENTRAL | | | | EAST | | | |
| Team | | Status | | Team | | Status | | Team | | Status | |
| CA-TF1 | | Available | | AZ-TF1 | | Available | | FL-TF1 | | Available | |
| CA-TF2 | | Available | | CO-TF1 | | Available | | FL-TF2 | | Available | |
| CA-TF3 | | Available | | IN-TF1 | | Available | | MA-TF1 | | Available | |
| CA-TF4 | | Available | | MO-TF1 | | Available | | MD-TF1 | | Available | |
| CA-TF5 | | Available | | NE-TF1 | | Available | | NY-TF1 | | Available | |
| CA-TF6 | | Available | | NM-TF1 | | Available | | PA-TF1 | | Conditionally Available | |
| CA-TF7 | | Available | | NV-TF1 | | Available | | VA-TF1 | | Available | |
| CA-TF8 | | Available | | TN-TF1 | | Available | | VA-TF2 | | Available | |
| WA-TF1 | | Available | | TX-TF1 | | Available | | OH-TF1 | | Available | |
| | | | | UT-TF1 | | Available | | | | | |

= Available/Mission Capable
 = Assigned/Deployed
 = Available/Partially Mission Capable
 = Out-of-Service

National Team Status



| Team/Status | Current Location | Remarks |
|-----------------------|---------------------------|---------------------|
| National Watch Center | Washington, DC | Watch/Steady State |
| NRCC | Washington, DC | Not Activated |
| HLT | Miami, FL | Not Activated |
| DEST | Washington, DC | Not Activated |
| Mission Capable | Partially Mission Capable | Not Mission Capable |



FEMA

FEMA's mission is to support our citizens and first responders to ensure that as a nation we work together to build, sustain, and improve our capability to prepare for, protect against, respond to, recover from, and mitigate all hazards.