



**FEMA**

**FEMA**

**Daily Operations Briefing**

**May 7, 2012**

**As of 8:30 a.m. EDT**



**FEMA**

# Significant Activity: May 4 - 7

## **Significant Events:**

- Severe storms and flooding - Michigan -FINAL
- Severe storms and flooding - South Dakota

## **Significant Weather:**

- Flash flooding possible – Midwest
- Slight risk of thunderstorms – Texas, and from Lower MS Valley through Ohio valley
- Red Flag Warnings / Critical Fire Weather Areas: Lower Colorado River Valley
- Space Weather: Minor space storms occurred; minor space storms are predicted

## **Earthquake Activity:**

- M4.5 - Northern California
- M4.6 - Guam

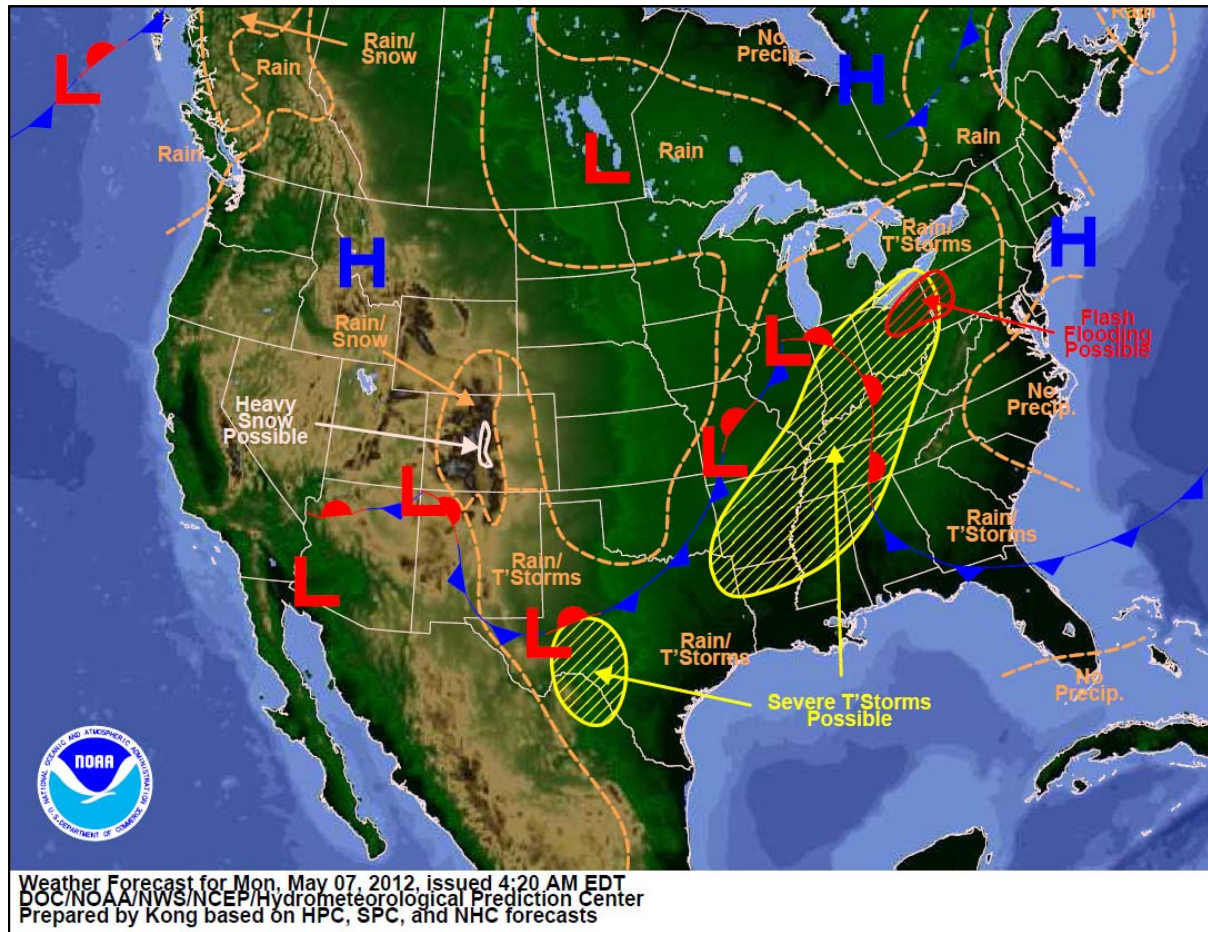
## **Disaster Declaration Activity:**

- Amendment No. 1 to FEMA-4062-DR- HI

# National Weather Forecast



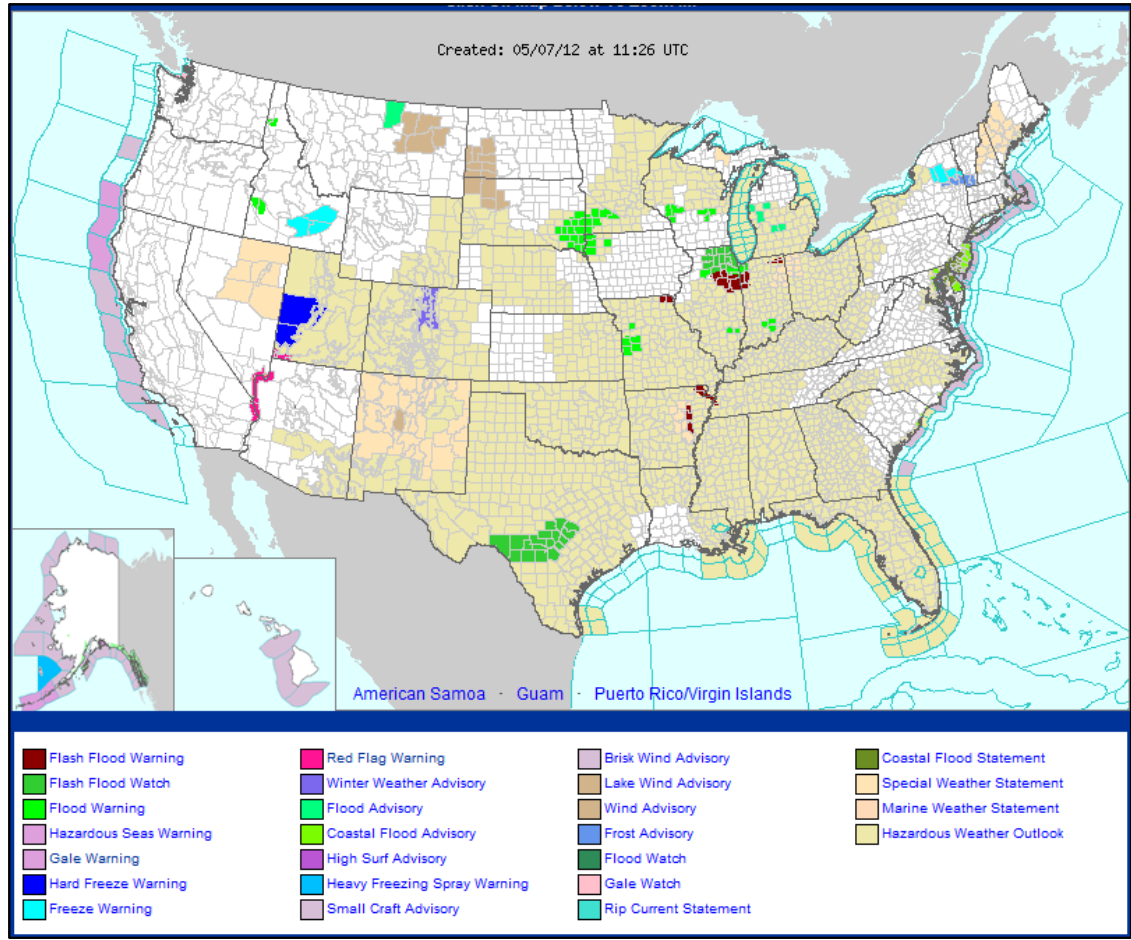
FEMA



# Active Watches/Warnings



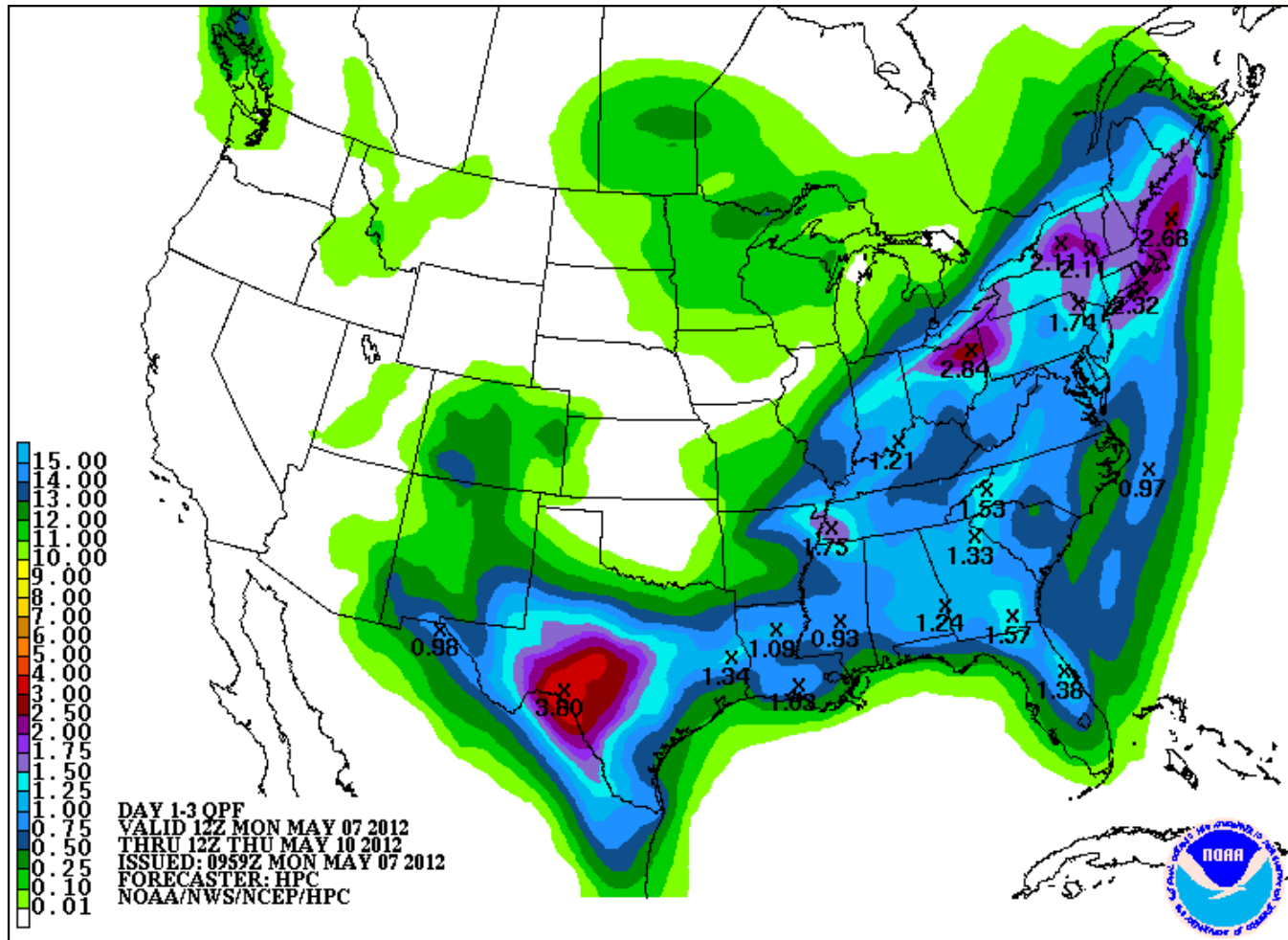
FEMA



# Precipitation Forecast 1-3 Day



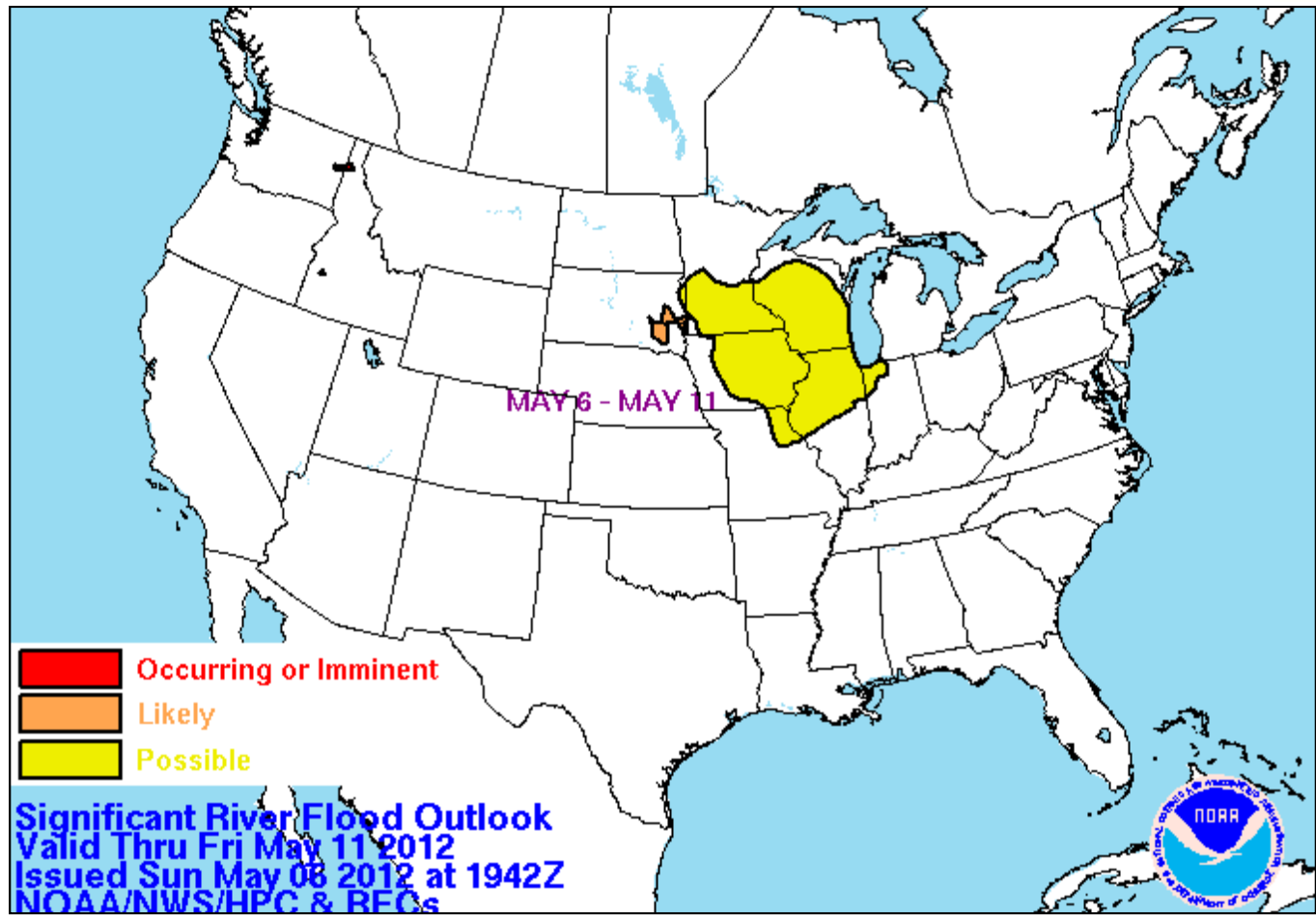
FEMA




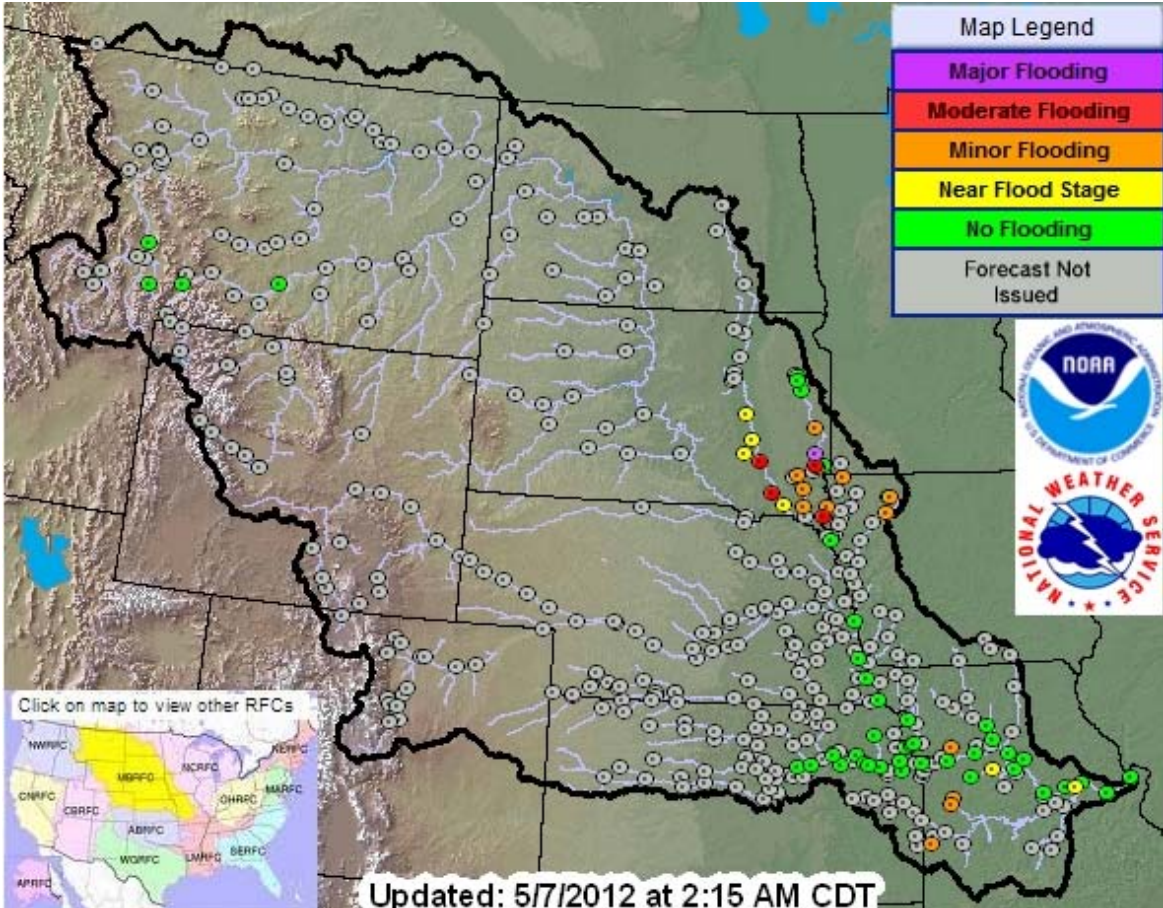


# Significant River Flood Outlook



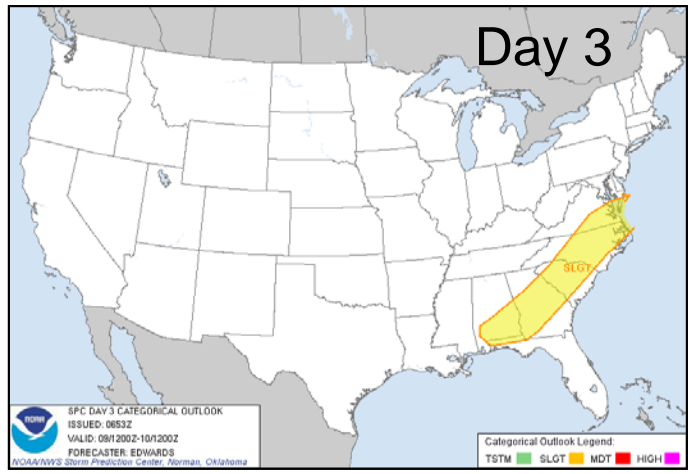
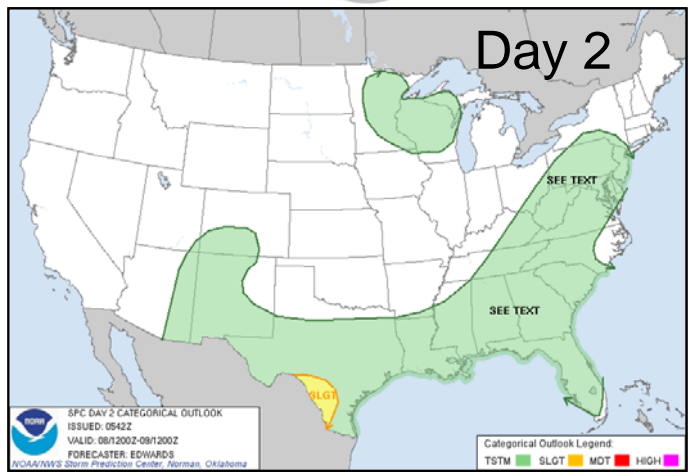
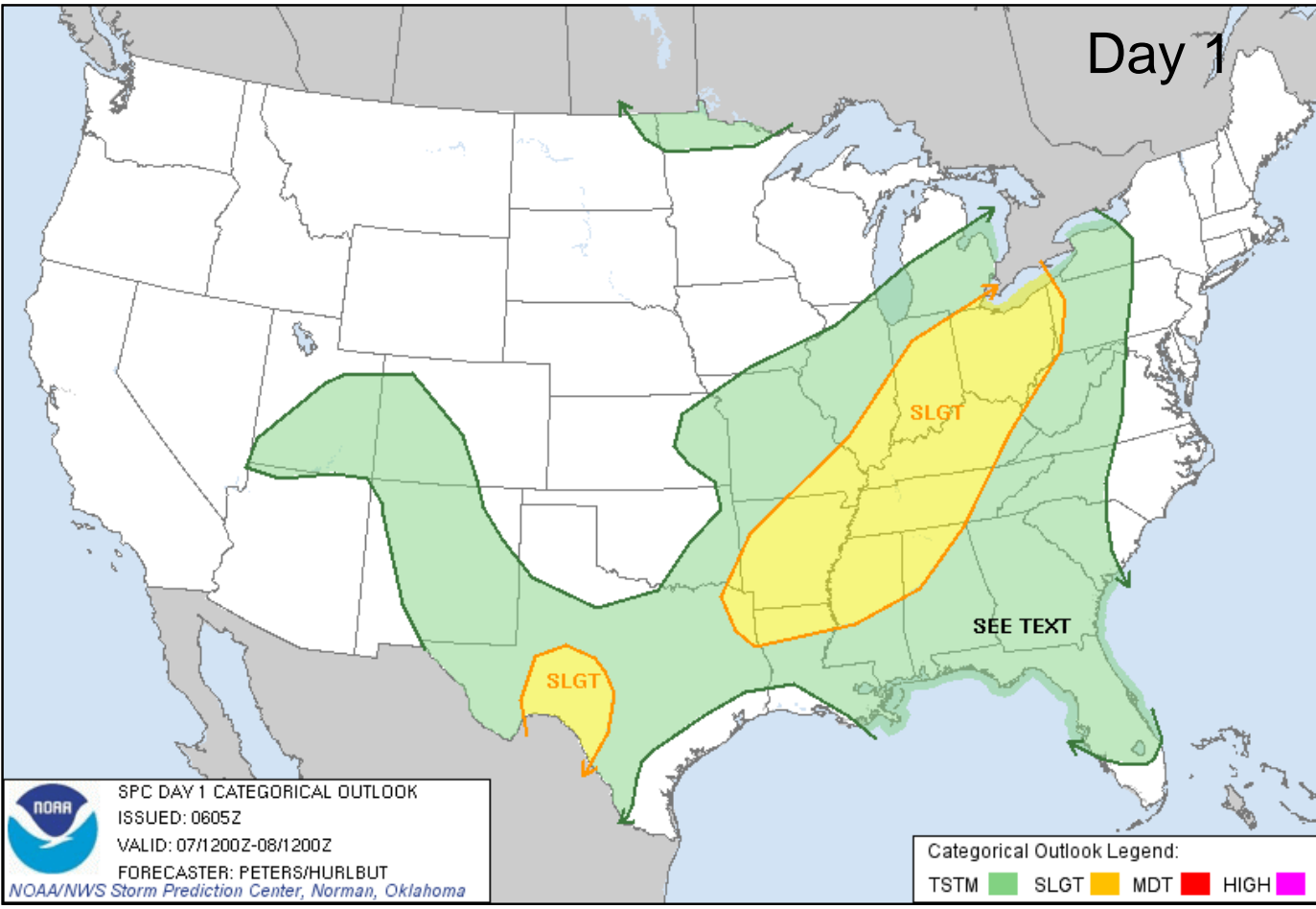
FEMA



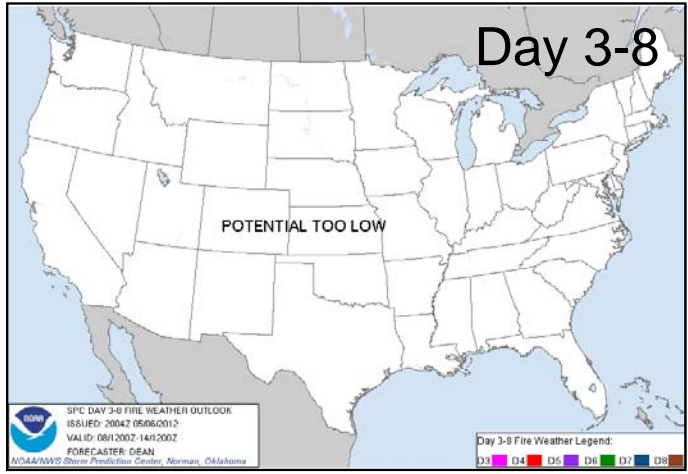
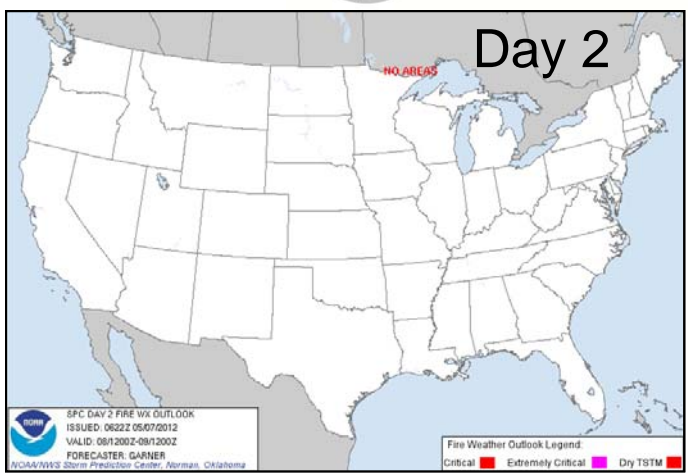
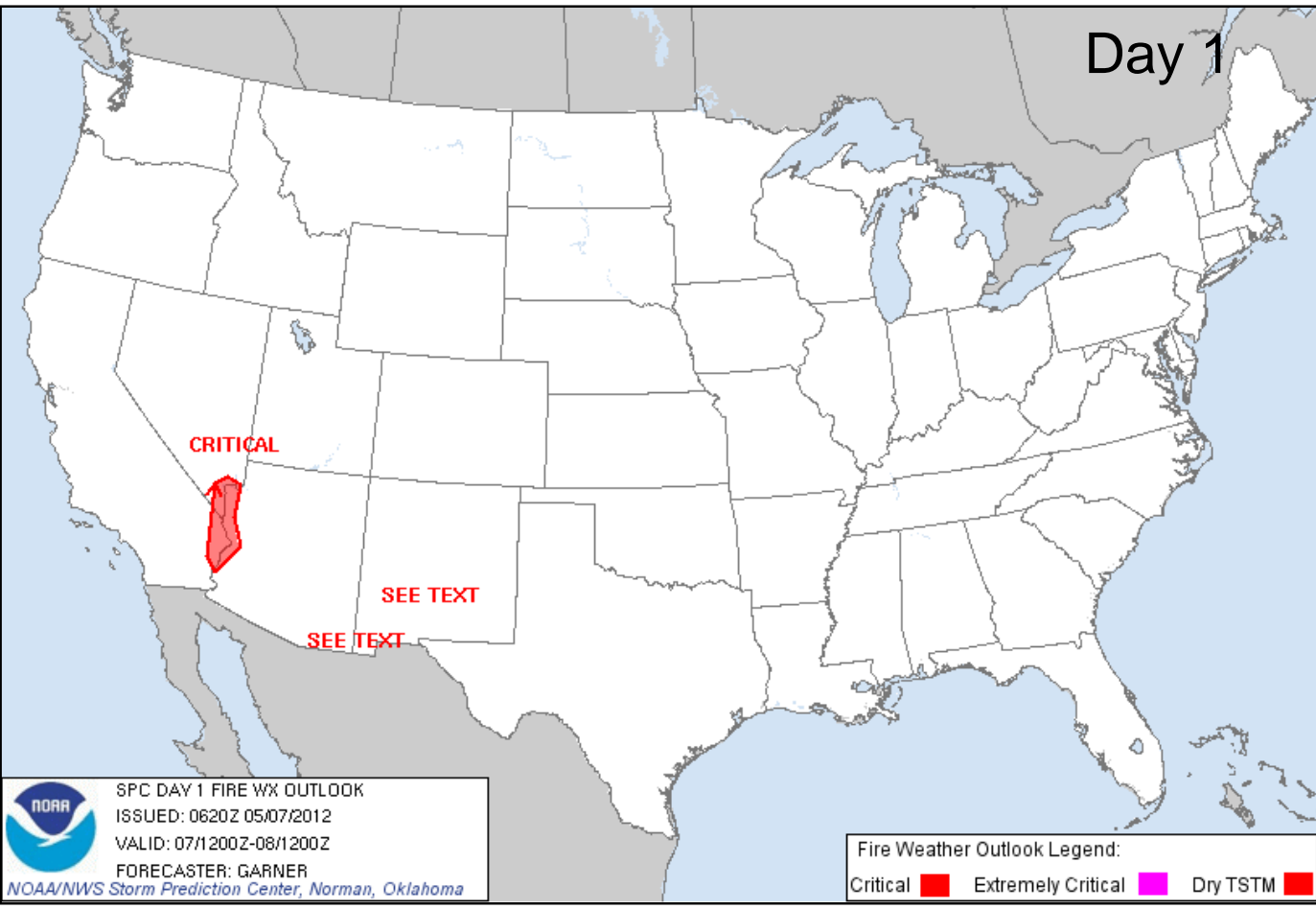
# Missouri River Basin River Flood Forecast



# Convective Outlook Days 1-3



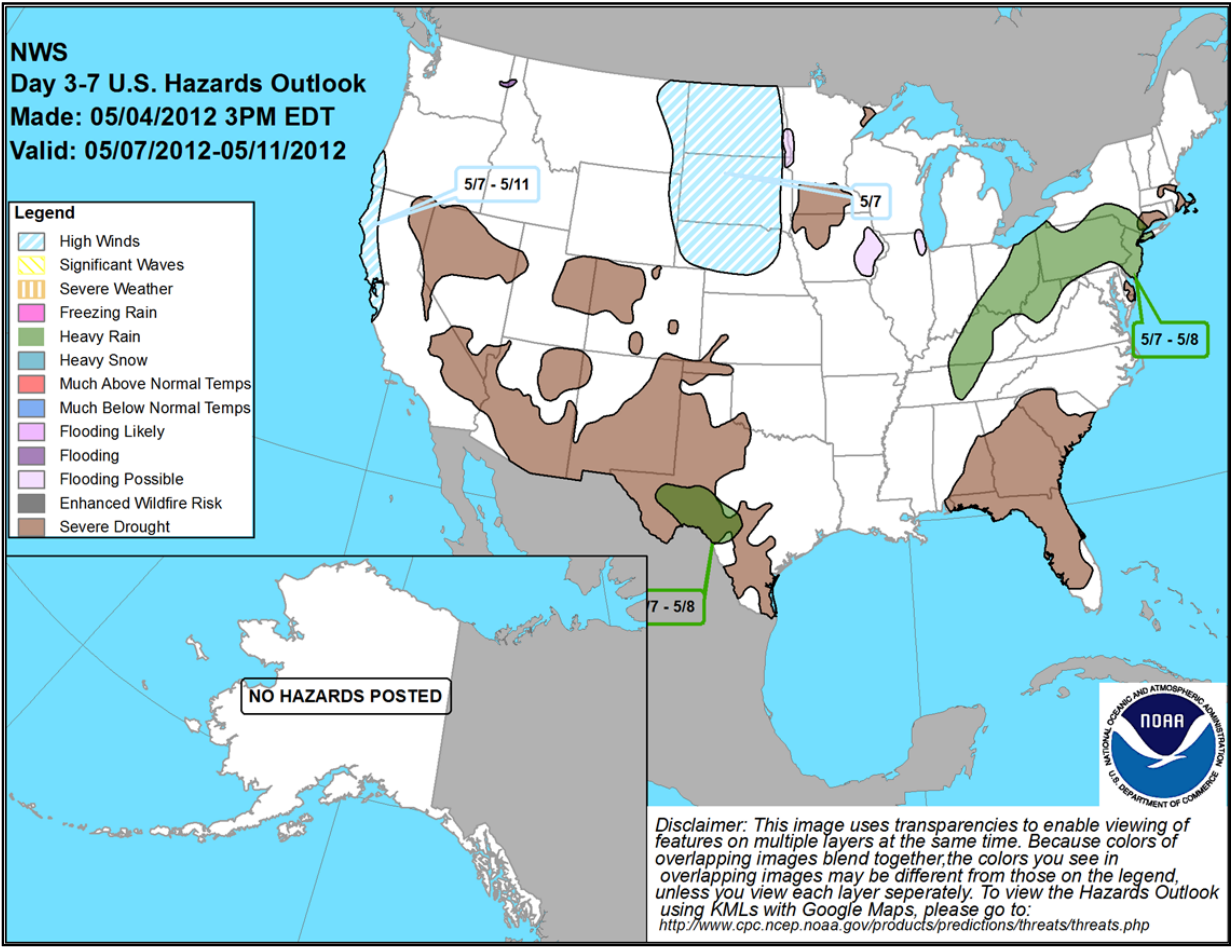
# Critical Fire Weather Areas Days 1-8



# Hazard Outlook: May 7 - 11



FEMA





# Space Weather

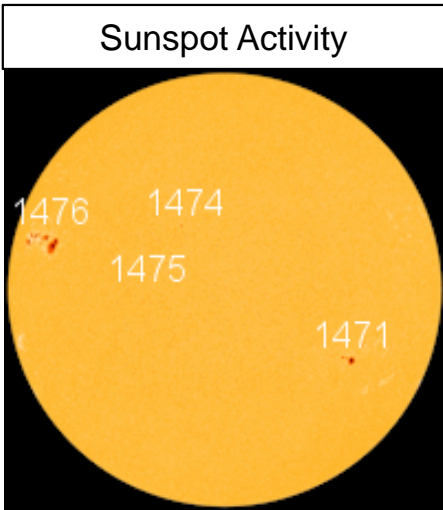

### Past 24 hours:

- Space weather has been minor. Radio blackouts reaching the R1(minor) level occurred.

### Next 24 hours:

- Space weather is predicted to be minor. Radio blackouts reaching the R1(minor) level are likely.

| NOAA Scales Activity<br>Range 1 (minor) to 5 (extreme) | Past 24 Hours | Current |
|--|---------------|---------|
| Geomagnetic Storms                                     | None          | None    |
| Solar Radiation Storms                                 | None          | None    |
| Radio Blackouts  | R1            | None    |



# Severe Storms & Flooding – South Dakota



FEMA

- Storms produced heavy rains (up to 6.0 inches) across the region
- Flooding has been reported on local roads and within low lying areas
- Most rivers expected to crest within 48 hrs - no widespread, significant damages expected

## Impacts

### City of Madison (pop. 6,474) Lake County

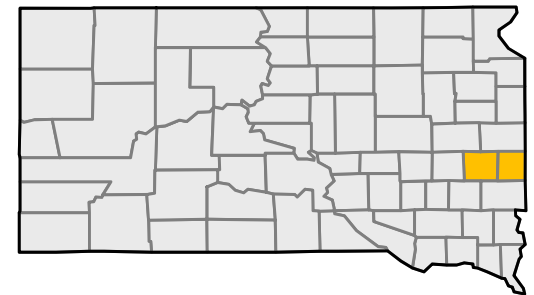
- Voluntary evacuation of 12 residents from flooded, low-lying areas
- One shelter is open with unknown occupants

### City of Flandreau (pop. 2,341) Moody County

- Strong winds reportedly damaged buildings and homes
- No injuries or fatalities reported

## State and Regional Response

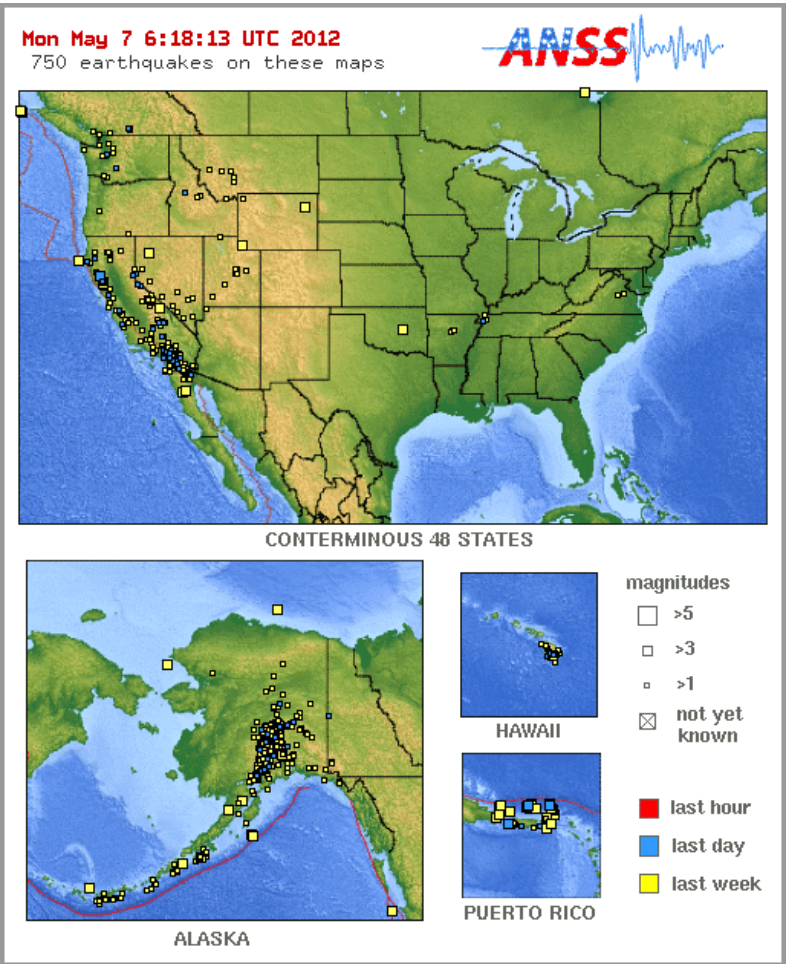
- The State EOC is not activated
- FEMA Region VIII remains at Watch/Steady State
- No request for state or FEMA assistance



 Affected Counties



# Significant Earthquake Activity

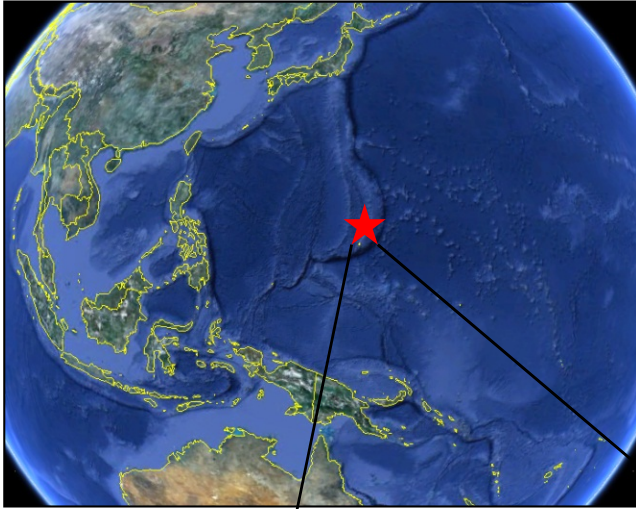


## Northern California

- M4.5 earthquake
  - Occurred at 5:23 a.m. EDT May 5, 2012
  - 3 miles E of the Geysers, CA
  - 72 miles WNW of Sacramento, CA
  - At a depth 1.7 miles.
- No reports of damage or injuries.

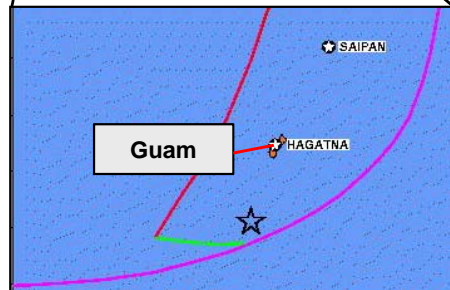
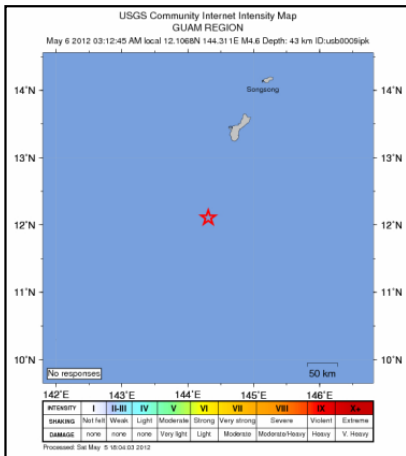


# Significant Earthquake Activity



## Guam

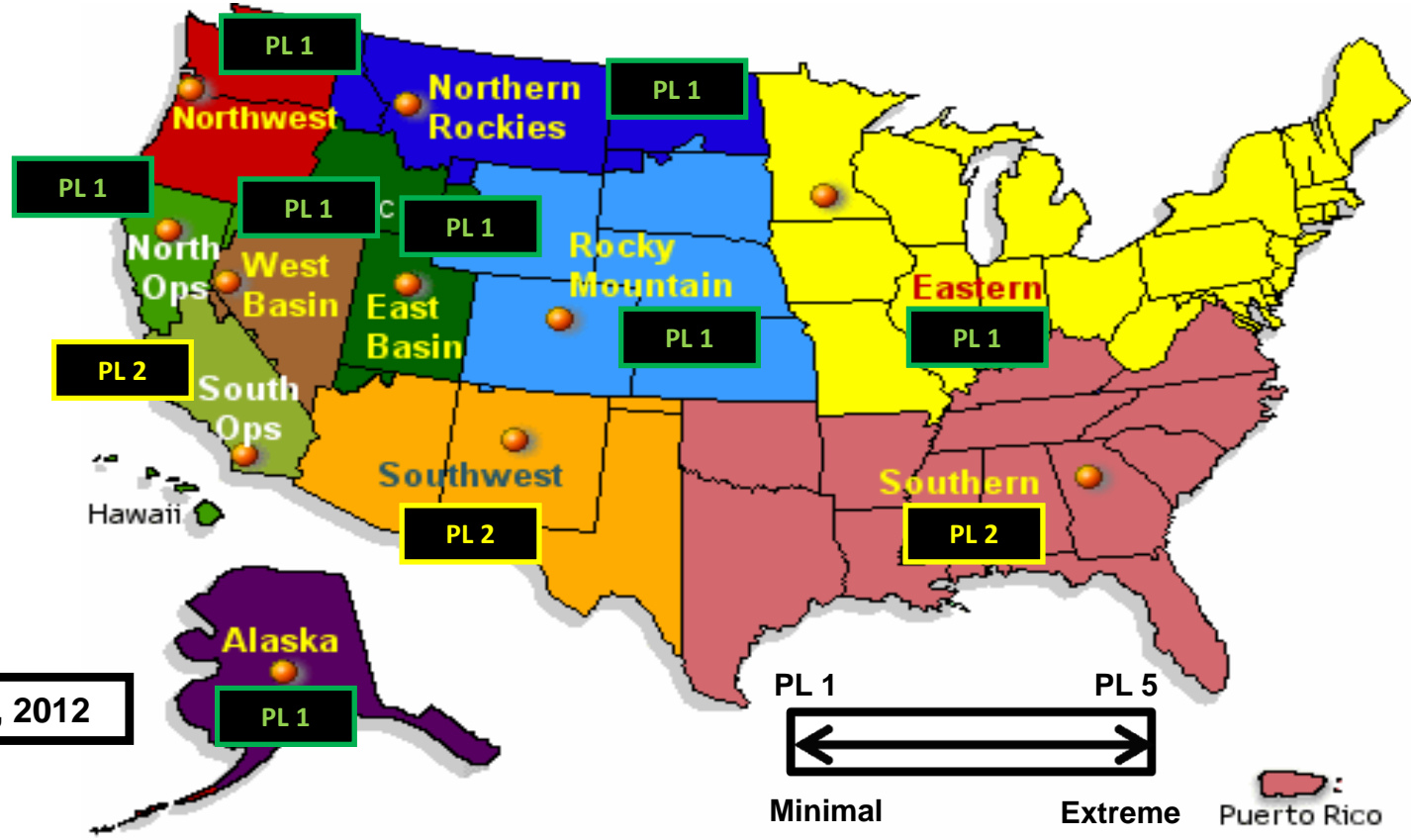
- M4.6 earthquake
  - Occurred 1:12 p.m. EDT on May 5, 2012
  - 98 miles SSW of Hagatna, Guam
  - Depth 27 miles
- No tsunami generated
- No reports of damage or injuries



# U.S. Wildland Fire Preparedness Levels



**National Preparedness Level: 1** Minimal large fire activity is occurring nationally. Most Geographic Areas have low to moderate fire danger. There is little or no commitment of national resources.



As of May 6, 2012

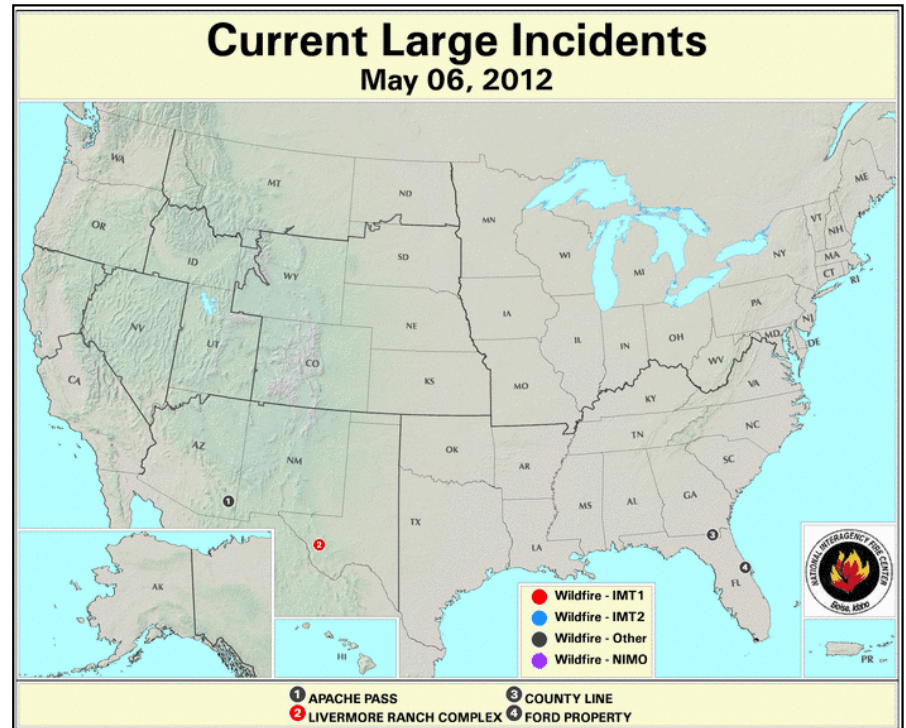
# National Fire Activity



FEMA

## May 6, 2012:

- National Preparedness Level: 1
- Initial Attack Activity: Light  
(38 new fires)
- New Large Fires: 1
- Large Fires Contained: 0
- Uncontained Large Fires: 4
- Type 1 IMT(s) Committed: 1
- Type 2 IMT(s) Committed: 0
- States Affected: AZ, TX, & FL



# Disaster Requests & Declarations



**FEMA**

| Declaration Requests in Process                                     |                | Requests APPROVED<br>(since last report) | Requests DENIED<br>(since last report) |
|---|----------------|--|--|
| 2   | Date Requested | 0  | 0                                      |
| LA – DR Severe Storms and Flooding<br>March 11-12, 2012             | April 26, 2012 |  |  |
| LA – DR Severe Storms, Tornadoes, and Flooding<br>March 20-22, 2012 | May 1, 2012    |  |  |

# FMAG Requests and Declarations



**FEMA**

| Action (since last report)      | Total | FMAG No. and State      |
|---------------------------------|-------|-------------------------|
| Requests DENIED                 | 0     |                         |
| Requests APPROVED               | 0     |                         |
| Requests Expected Next 24 Hours | 0     | None as of 1200 5/06/12 |

| As of May 2, 2012                                 | 2012 | 2011* |
|---|------|-------|
| FMAGs Approved                                    | 3    | 44    |
| FMAGs Denied                                      | 1    | 13    |
| * Cumulative FMAG figures as of this date in 2011 |      |       |

# Disaster Amendments



FEMA

| Declaration<br>Amendment Number        | Effective<br>Date | Amendment Action                          |
|--|-------------------|---|
| Amendment No. 1 for<br>FEMA-4062-DR-HI | May 4, 2012       | Adds Maui County for Public<br>Assistance |



# Joint Preliminary Damage Assessments



FEMA

|        |       |  |           | Number of Counties/Tribes |         |          |                                  |
|--------|-------|--|-----------|---------------------------|---------|----------|----------------------------------|
| Region | State | Event  | IA/<br>PA | Requested                 | Ongoing | Complete | Begin / End                      |
| VII    | KS    | Severe Storms, Tornadoes & Flooding; April 14-15, 2012 | PA        | 14                        | 0       | 14       | Began: 5/2/2012<br>End: 5/4/2012 |



# FCO Cadre Member Status

| Deployed | Detailed | Available | Not Available | Total |
|----------|----------|-----------|---------------|-------|
| 12       | 4        | 18        | 6             | 40    |

| Total Available | Type 1 | Type 2 | Type 3 | Type 4 |
|-----------------|--------|--------|--------|--------|
| 21*             | 3*     | 9      | 7      | 2      |

**\* All Type 1 FCOs are available unless deployed to a Level 1 event**

As of: 05/4/12

# RRCC / Regional Watch Center Status



FEMA

| Region | RRCC               | Regional Watch Center |
|--------|--------------------|-----------------------|
| I      | Watch/Steady State | Maynard MOC (24/7)    |
| II     | Watch/Steady State | 24/7                  |
| III    | Watch/Steady State | 24/7                  |
| IV     | Watch/Steady State | 24/7                  |
| V      | Watch/Steady State | 24/7                  |
| VI     | Watch/Steady State | Denton MOC (24/7)     |
| VII    | Watch/Steady State | 24/7                  |
| VIII   | Watch/Steady State | Denver MOC (24/7)     |
| IX     | Watch/Steady State | 24/7                  |
| X      | Watch/Steady State | Bothell MOC (24/7)    |

# IMAT Status



FEMA

| National Teams |        |                    |        |               |        |
|----------------|--------|--------------------|--------|---------------|--------|
| Team           | Status | Team               | Status | Team          | Status |
| BLUE<br>(East) |        | WHITE<br>(Central) |        | RED<br>(West) |        |
| Regional Teams |        |                    |        |               |        |
| Team           | Status | Team               | Status | Team          | Status |
| Region I       | VT     | Region V           |        | Region IX-1   |        |
| Region II      |        | Region VI-1        |        | Region IX-2   | HI     |
| Region III     |        | Region VI-2        |        | Region X      | WA     |
| Region IV-1    | KY     | Region VII         |        |               |        |
| Region IV-2    |        | Region VIII        |        |               |        |

= Available/Mission Capable     
  = Assigned/Deployed  
 = Available/Partially Mission Capable     
  = Out-of-Service

# Urban Search & Rescue



FEMA

| INCIDENT SUPPORT TEAMS (Red-White-Blue) – Monthly On Call Rotation |           |        |           |         |           |        |           |        |           |        |                         |
|--|-----------|--------|-----------|---------|-----------|--------|-----------|--------|-----------|--------|-------------------------|
| JAN  | FEB       | MAR    | APR       | MAY     | JUN       | JUL    | AUG       | SEP    | OCT       | NOV    | DEC                     |
| WEST   |           |        |           | CENTRAL |           |        |           | EAST   |           |        |                         |
| Team   | Status    | Team   | Status    | Team    | Status    | Team   | Status    | Team   | Status    | Team   | Status                  |
| CA-TF1   | Available | AZ-TF1 | Available | FL-TF1  | Available | CA-TF2 | Available | CO-TF1 | Available | FL-TF2 | Available               |
| CA-TF3   | Available | IN-TF1 | Available | MA-TF1  | Available | CA-TF4 | Available | MO-TF1 | Available | MD-TF1 | Available               |
| CA-TF5   | Available | NE-TF1 | Available | NY-TF1  | Available | CA-TF6 | Available | NM-TF1 | Available | PA-TF1 | Conditionally Available |
| CA-TF7   | Available | NV-TF1 | Available | VA-TF1  | Available | CA-TF8 | Available | TN-TF1 | Available | VA-TF2 | Available               |
| WA-TF1   | Available | TX-TF1 | Available | OH-TF1  | Available |        |           | UT-TF1 | Available |        |                         |

= Available/Mission Capable     
  = Assigned/Deployed  
 = Available/Partially Mission Capable     
  = Out-of-Service

# National Team Status



FEMA

| Team/Status           | Current Location          | Remarks             |
|-----------------------|---------------------------|---------------------|
| National Watch Center | Washington, DC            | Watch/Steady State  |
| NRCC                  | Washington, DC            | Not Activated       |
| HLT                   | Miami, FL                 | Not Activated       |
| DEST                  | Washington, DC            | Not Activated       |
|                       |                           |                     |
| Mission Capable       | Partially Mission Capable | Not Mission Capable |

# Exercise Highlights



FEMA

| TED-EX Exercise Highlights (60 day forecast) |                 |                          |  |  |                    |
|--|-----------------|--------------------------|--|--|--------------------|
| Date   | Exercise        | Event                    | Capability Focus                       | Target Audience/<br>FEMA Participation | Location           |
| 5/15-5/16                                    | APHIS FMDFE     | FPC                      | Animal Disease Emergency               | TED-EX                                 | College Park, MD   |
| 5/16   | NLE 12          | Exercise #3 FPC          | Cyber Security, Planning (Continuity)  | TED-EX                                 | NCR                |
| 5/17   | NLE 12          | Exercise #4 FPC          | Cyber Security, Planning (Continuity)  | TED-EX                                 | NCR                |
| 5/21-5/25                                    | VR 13           | FPC                      | WMD Response, Incident Mgt and Support | TED-EX                                 | Camp Atterbury, IN |
| 5/22-5/23                                    | NLE 12          | Exercise #3/4 MSEL Synch | Cyber Security, Planning (Continuity)  | TED-EX                                 | NCR                |
| June TBD                                     | NLE 12          | Exercise #3 Conduct      | Cyber Security, Planning (Continuity)  | All FEMA components                    | Multiple           |
| June TBD                                     | Evergreen Quake | HQ TTX Conduct           | Critical Logistics Distribution        | NRCS Leadership                        | TBD                |
| June TBD                                     | NLE 12          | Exercise #4 Conduct      | Cyber Security, Planning (Continuity)  | All FEMA components                    | Multiple           |
| 6/26-6/28                                    | APHIS FMDFE     | Conduct                  | Animal Disease Emergency               | NRCS (SimCell only)                    | College Park, MD   |



# FEMA

**FEMA's mission is to support our citizens and first responders to ensure that as a nation we work together to build, sustain, and improve our capability to prepare for, protect against, respond to, recover from, and mitigate all hazards.**