



FEMA

Daily Operations Briefing

March 21, 2012

As of 8:30 a.m. EST

Significant Activity: March 20 – 21



Significant Events:

- M7.4 earthquake - Mexico
- Severe weather - Texas, Louisiana, Arkansas

Significant Weather:

- Slight risk of severe thunderstorms, heavy rain, flooding – Lower to Middle Mississippi Valley
- Heavy snow possible – Cascades and Northern Rockies
- Above normal temperatures – eastern U.S.
- Red Flag Warnings: New Mexico and Texas
- Critical Fire Weather Areas: None

Space Weather:

- No space weather observed or predicted

Earthquake Activity:

- No significant U.S. activity

Disaster Declaration Activity:

- Amendment No. 5 for FEMA-4057-DR-KY

TX and LA Severe Weather



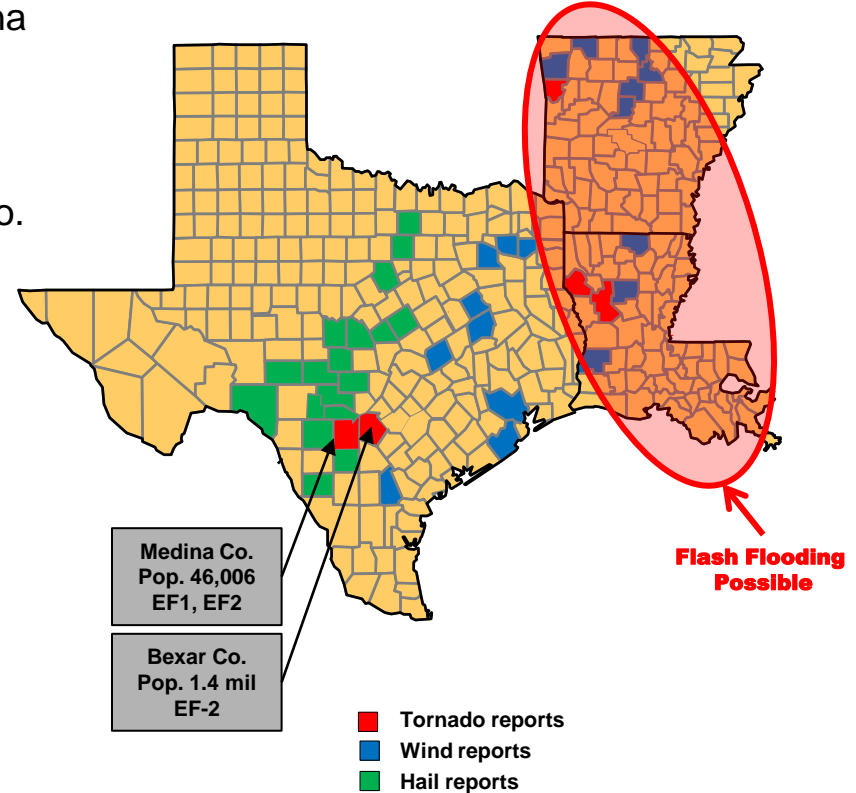
FEMA

Texas

- March 19: NWS confirmed EF1 & EF2 tornadoes in Medina County and an EF2 tornado in Bexar County.
- According to media reports:
 - 50 homes damaged & 5 injured in Medina County.
 - Roofs damaged and power lines downed in Bexar Co. (35,000 w/o power at peak; full power restoration expected March 21)
- 1 ARC shelter / 13 occupants (*NSS March 21 6:00am*)
- TX EOC not activated; no requests for FEMA assistance

Louisiana

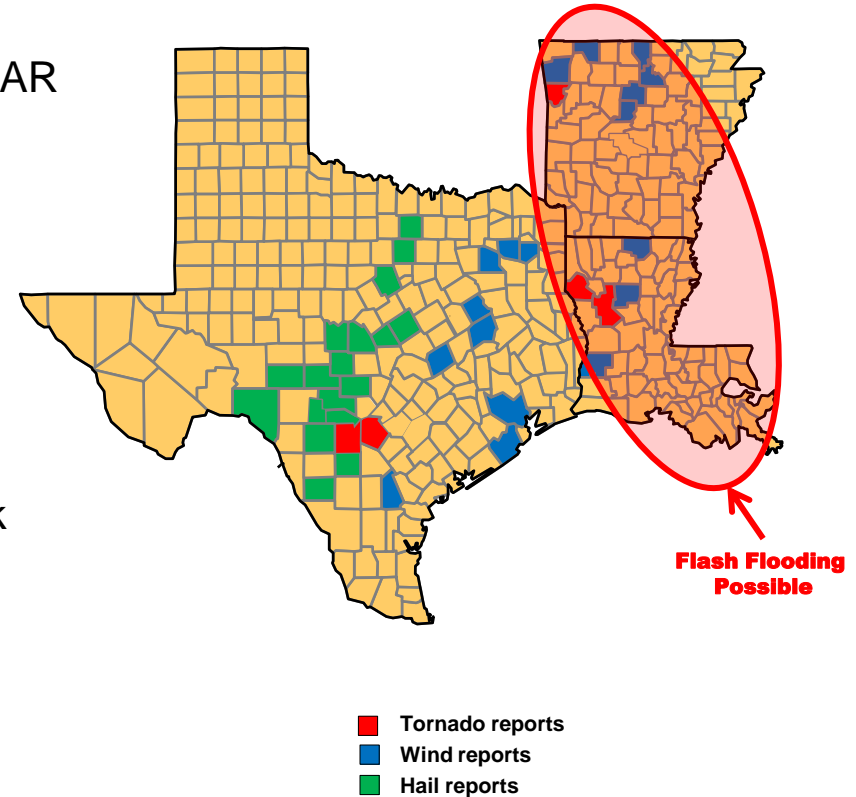
- March 20: Two unconfirmed tornado sightings
- 6-10" of rain fell over several parishes past 12 hrs; an additional 1-2" per hour likely for next several hours
- Flash flooding/flooding expected in many areas.
- Numerous roads closed/impassable in many areas
- State EOC activated at Level III w/CAT; Ops Section monitoring/reporting as needed



AR Severe Weather

Arkansas

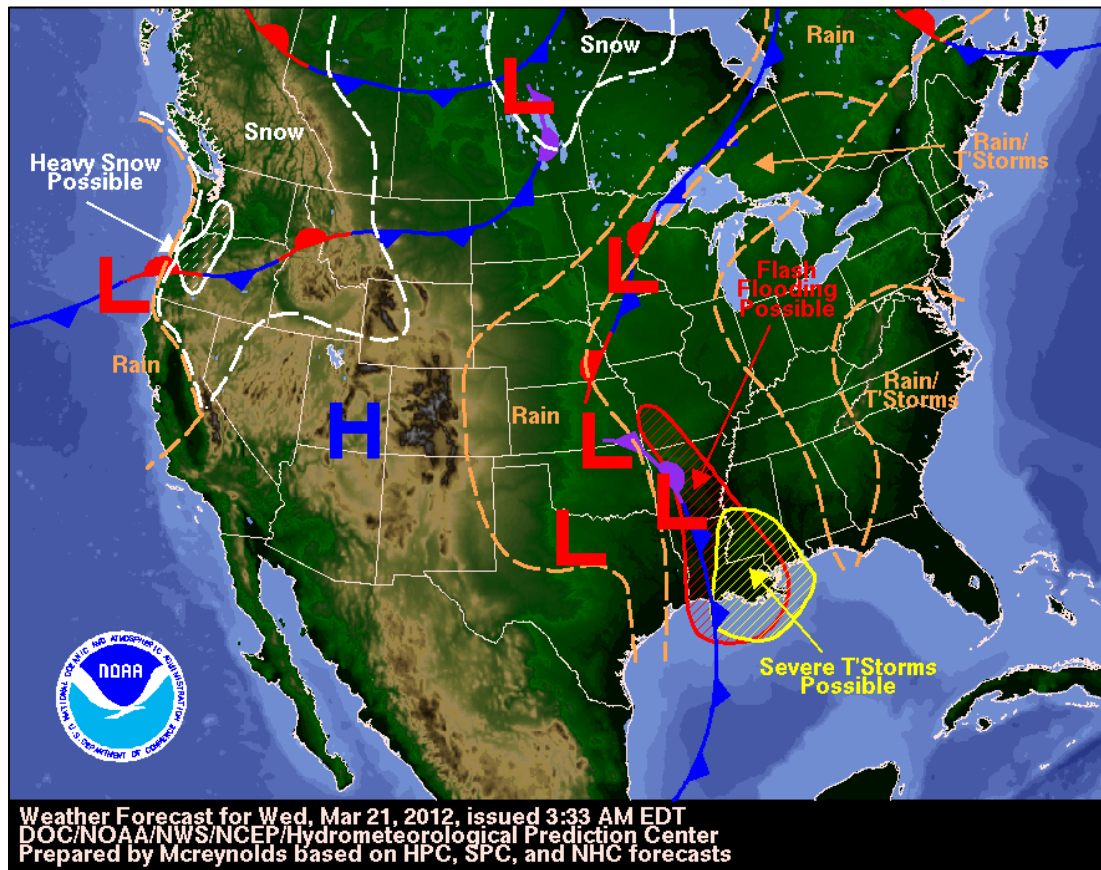
- March 19: Tornado reported in Crawford County, AR
- State EOC reported property damage in Morrilton (pop. 6,767) and Midway (pop. 1,064) due to straight-line winds
- In Morrilton:
 - High wind destroyed two storage buildings and damaged at least 25 homes
 - 3,000 customers without power
- Midway: 12 homes damaged in mobile home park
- No injuries reported and no shelters open
- Arkansas EOC not activated
- No requests for FEMA assistance



National Weather Forecast



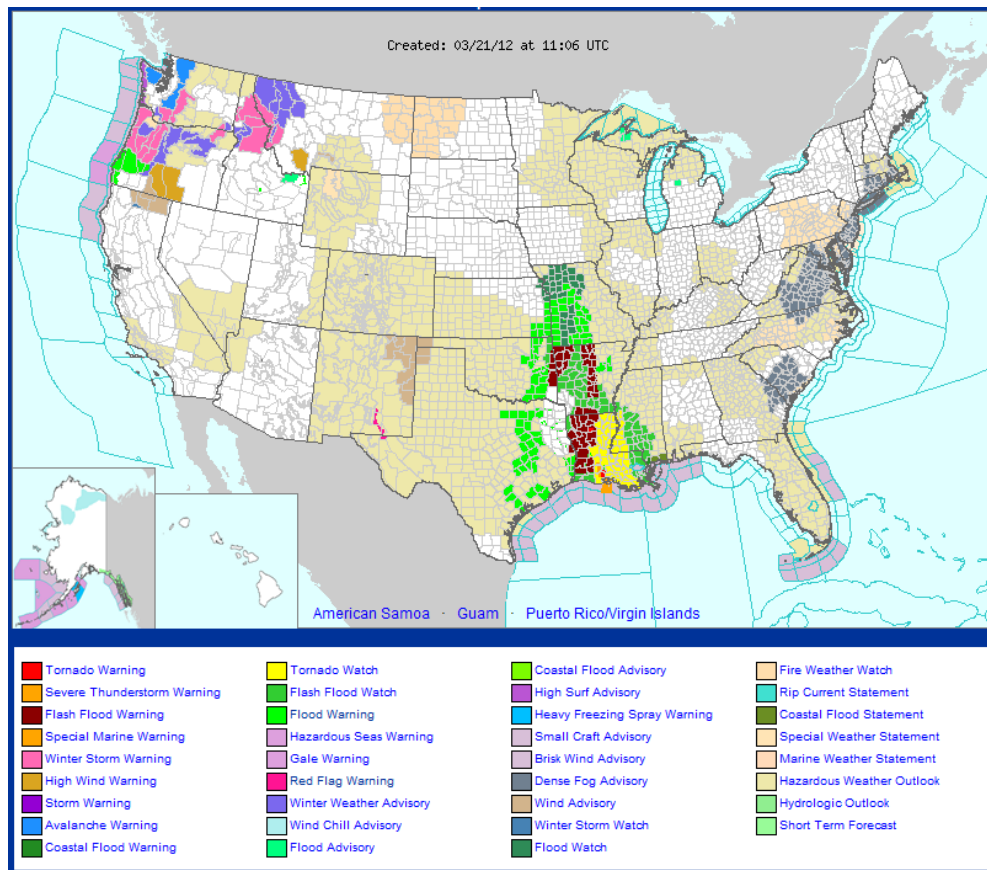
FEMA



Active Watches/Warnings



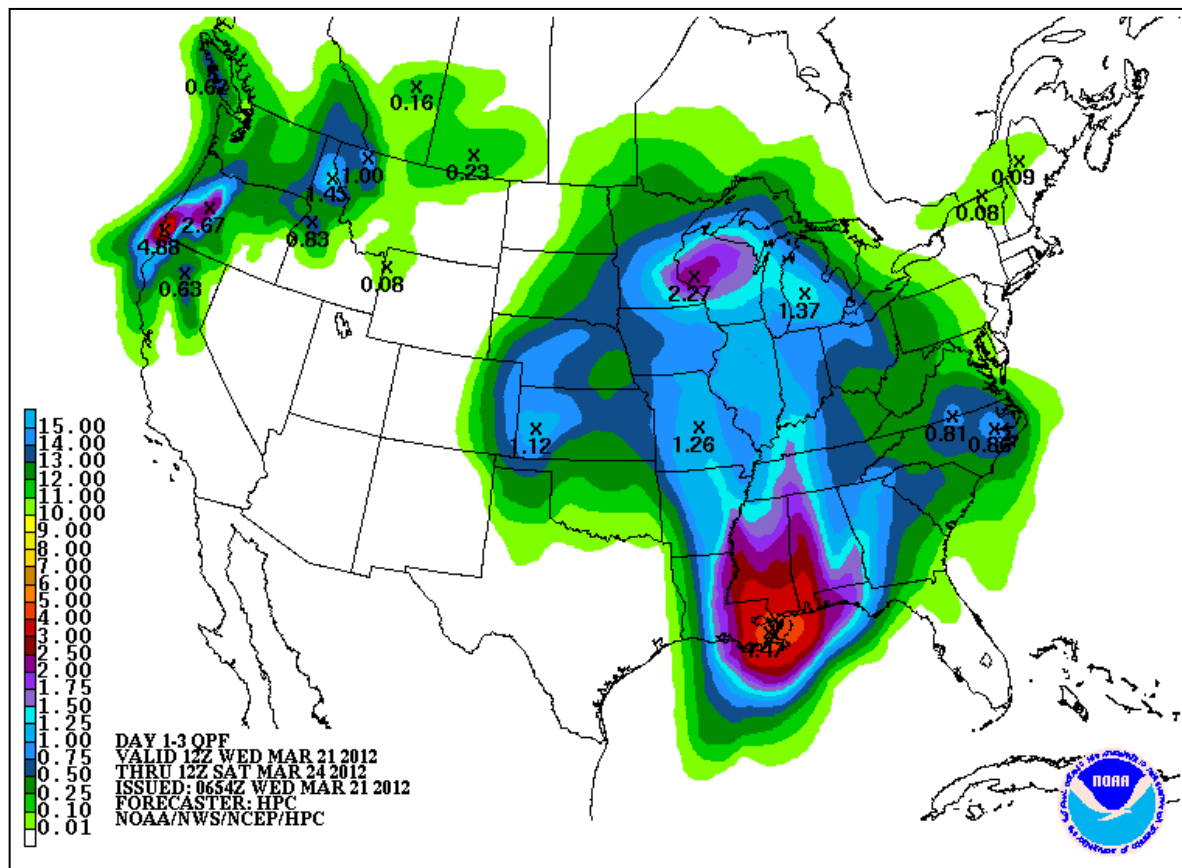
FEMA



Precipitation Forecast Day 1 – 3



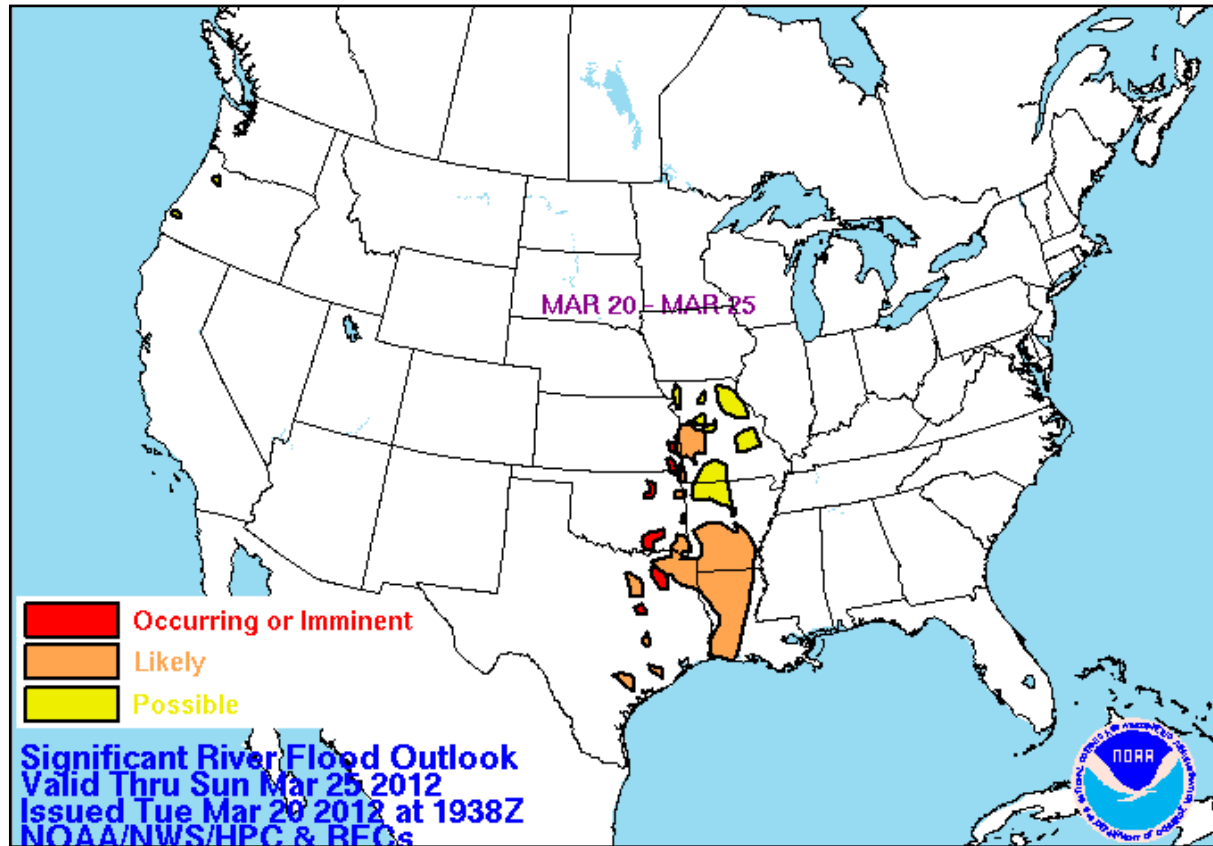
FEMA



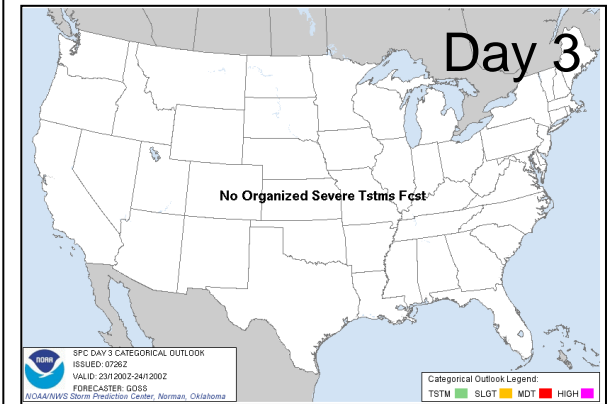
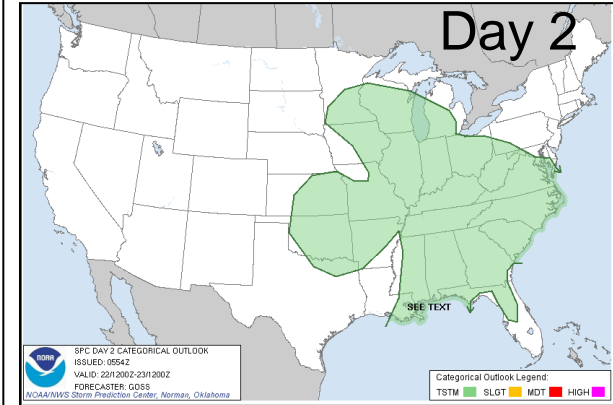
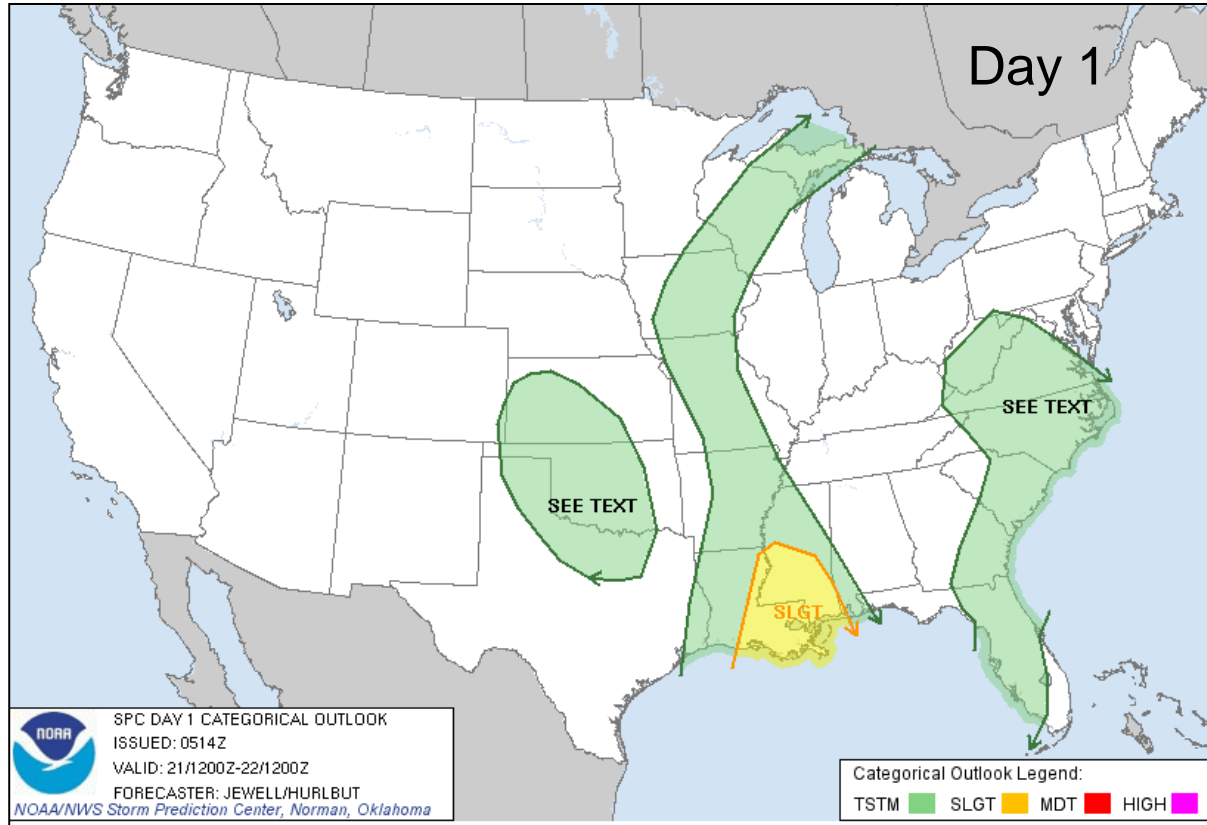
Significant River Flood Outlook



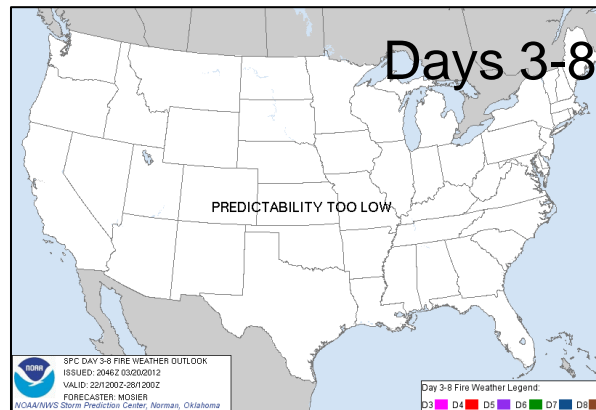
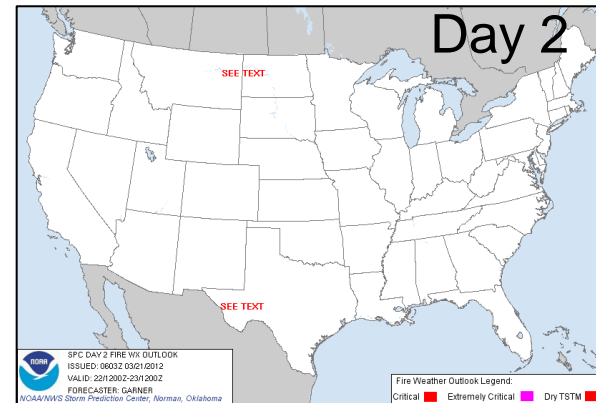
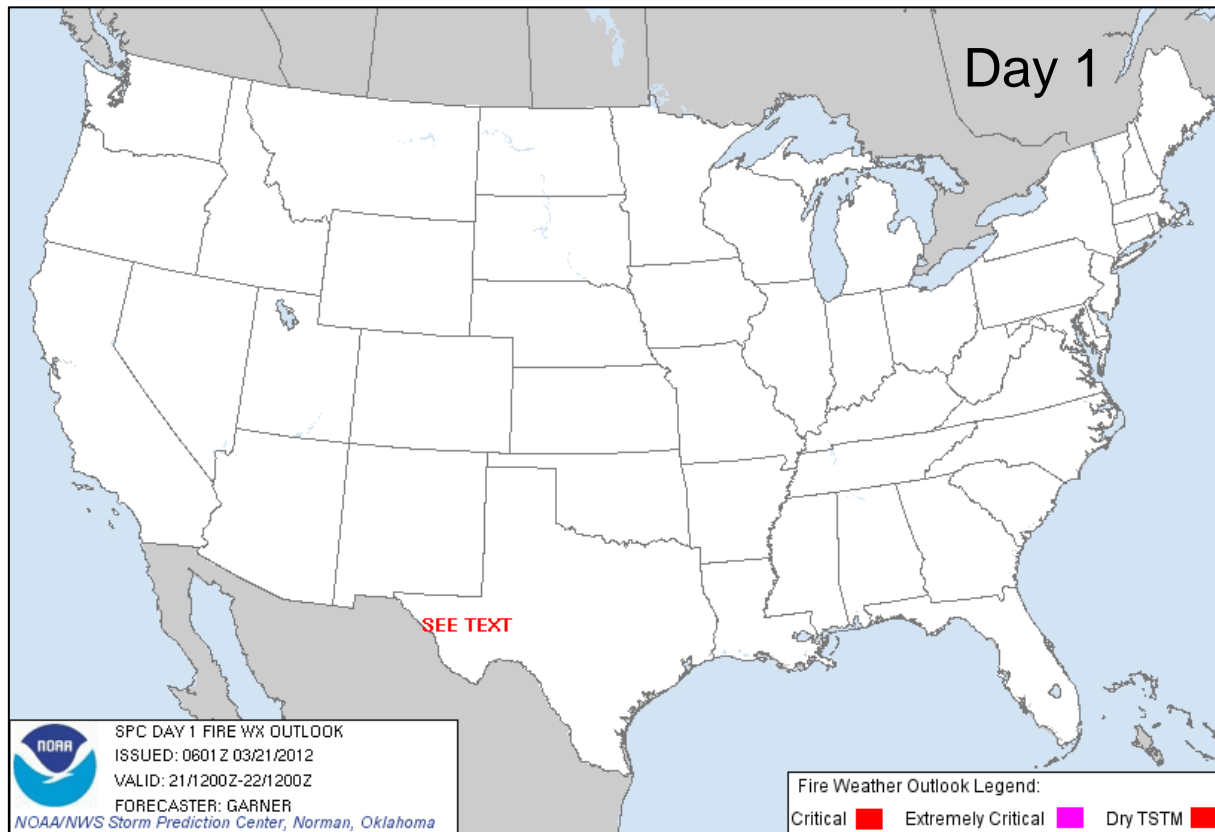
FEMA



Convective Outlook Days 1 – 3



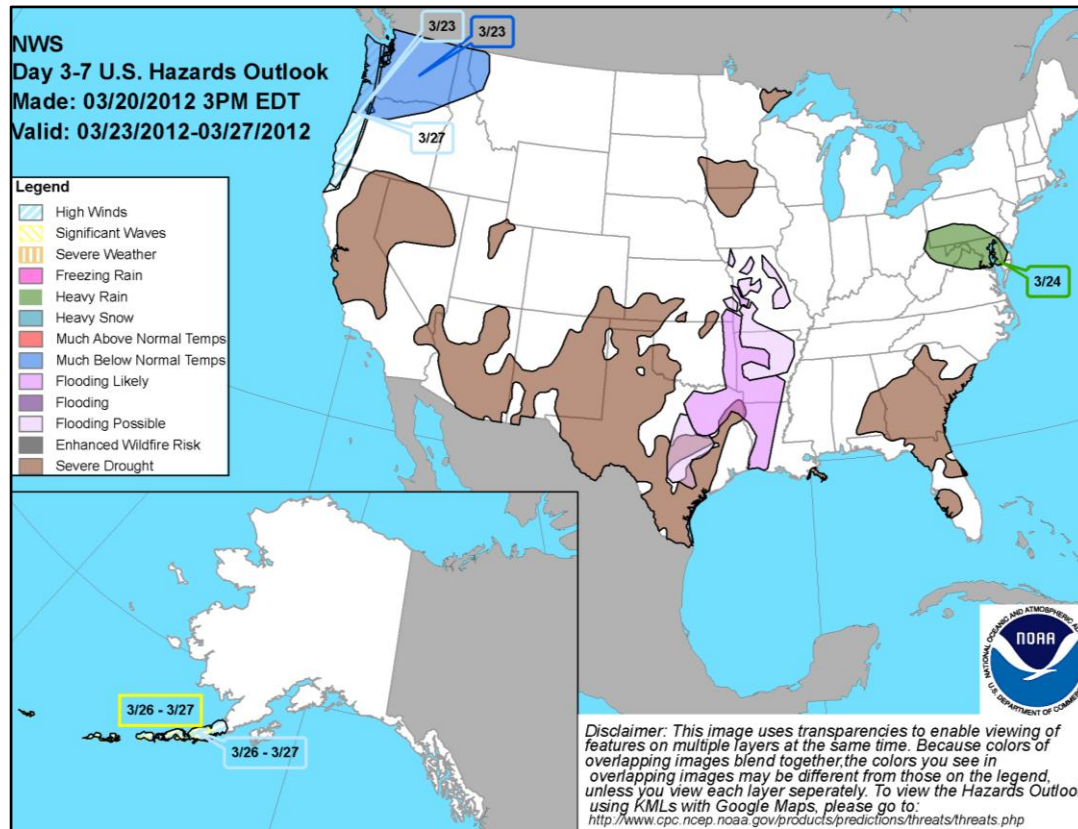
Critical Fire Weather Areas Days 1 – 8



Hazard Outlook – March 23-27



FEMA



Space Weather

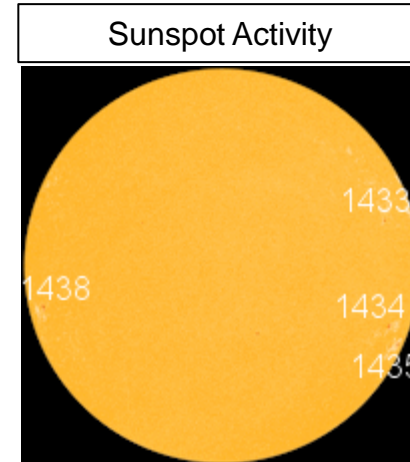

Past 24 hours:

- No space weather storms occurred

Next 24 hours:

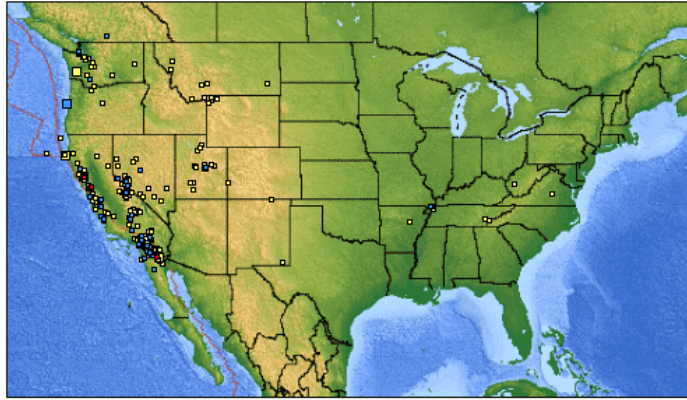
- No space weather storms predicted

NOAA Scales Activity Range 1 (minor) to 5 (extreme)	Past 24 Hours	Current
Geomagnetic Storms	None	None
Solar Radiation Storms	None	None
Radio Blackouts	None	None

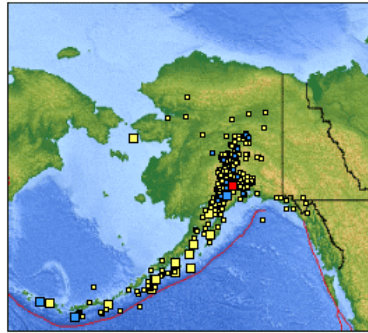


Significant Earthquake Activity


Wed Mar 21 8:05:15 UTC 2012
849 earthquakes on these maps



CONTIGUOUS 48 STATES



ALASKA



HAWAII



PUERTO RICO

magnitudes

- >5
- >3
- >1
- ⊠ not yet known

- last hour
- last day
- last week

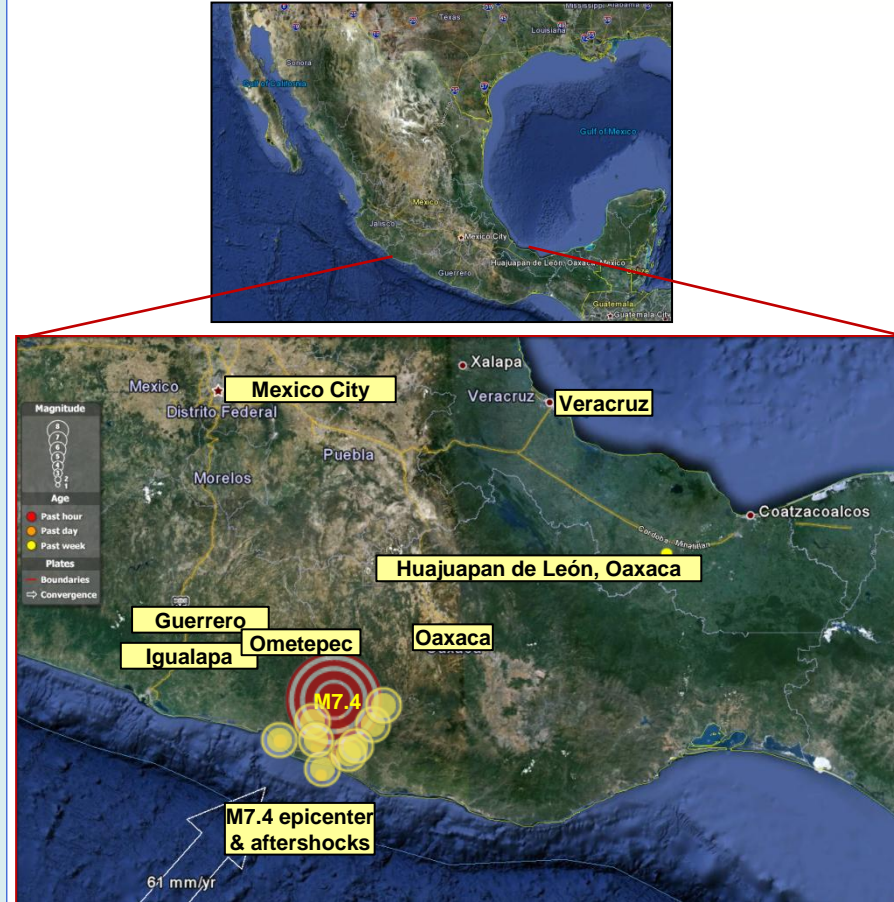
U.S. and Territories:

- No significant activity

Earthquake Activity – Mexico

Oaxaca, Mexico

- M7.4 earthquake at 2:02 p.m. EDT, March 20, 2012
- Depth of 12.4 miles
- 15 miles E of Ometepec, Guerrero, Mexico
- 84 miles SSW of Huajuapán de León, Oaxaca, MX
- 200 miles SSE of Mexico City, Mexico
- Minor damages reported in Mexico City & Oaxaca City
- Media reports more than 800 homes damaged or collapsed in the towns of Igualapa and Ometepec.
- Telephone/ power service disruptions reported in region
- No reports of serious injuries or fatalities
- Mexico City airport closed briefly but has reopened
- Mexico health system reported operating normally
- Nuclear power plant in Veracruz unaffected; remains fully operational.
- Numerous aftershocks ranging from M4.6 to 5.3
- No tsunami generated
- No request for FEMA assistance; none anticipated



Disaster Requests & Declarations



Declaration Requests in Process		Requests APPROVED (since last report)	Requests DENIED (since last report)
2	Date Requested	0	0
IL – DR (Appeal) Severe Storms and Tornadoes	March 16, 2012		
WV – DR Severe Storms, Flooding, Mudslides, and Landslides	March 19, 2012		

Disaster Amendments

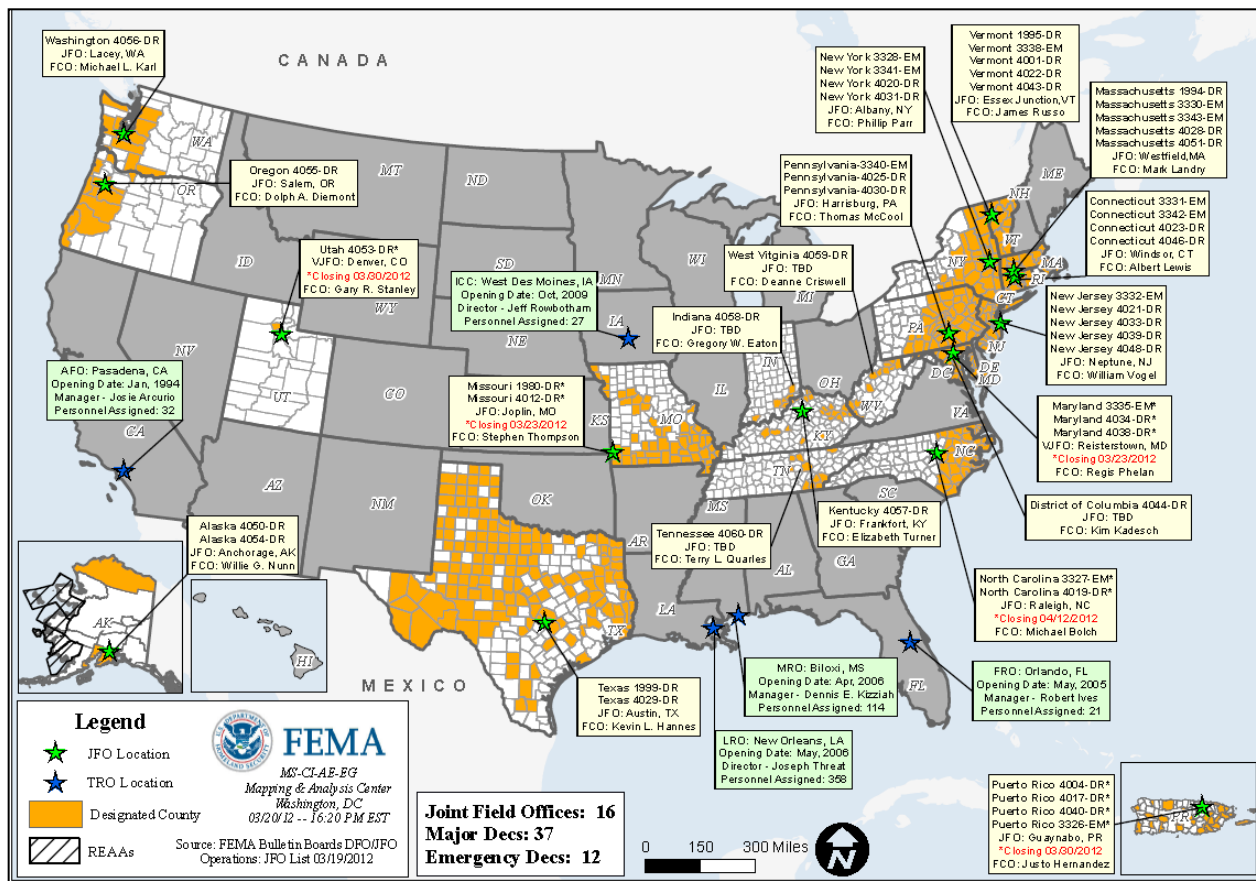


Declaration Amendment Number	Effective Date	Amendment Action
Amendment No. 5 FEMA-4057-DR-KY	March 20, 2012	Adds 1 county for Public Assistance and 6 counties for Public Assistance (already designated for Individual Assistance)

Open Field Offices as of March 21, 2012



FEMA



Joint Preliminary Damage Assessments



Region	State	Event	IA/ PA	Number of Counties/Tribes			Begin / End
				Requested	Ongoing	Complete	
III	WV	Flooding Mar 15 and continuing	IA	3	0	3	Began: 3/16/12 Ended: 3/18/12
			PA	3	0	3	Began: 3/17/12 Ended: 3/18/12
IV	KY	Severe Weather Feb 29 – Mar 2, 2012	IA	51	1	30	Began: 3/5/12 End: TBD
			PA	55	0	14	Began: 3/8/12 End: TBD
VI	LA	Flooding Mar 11 – 12, 2012	IA	4	3	1	Began: 3/19/12 End: TBD

FCO Cadre Member Status



Deployed	Detailed	Available	Not Available	Total
20	3	14	3	40

Total Available	Type 1	Type 2	Type 3	Type 4
16*	4*	4	6	2

*** All Type 1 FCOs are available unless deployed to a Level 1 event**

As of: 03/19/12

MCOV Fleet / Deployment Status



MCOV FLEET STATUS					
Location	Units Assigned	Available FMC	Deployed Committed	PMC	NMC
DC Atlanta	21	11	10		
DC Cumberland	12	9	2		1
DC Ft Worth	15	13			2
DC Moffett	6	6			
Holliston, MA	1	1			
Denver, CO	2	2			
Bothell, WA	2	2			
TOTAL	59	44	12	0	3
Included in above totals, units en route for turn-in.					

MCOV DISASTER SUPPORT DEPLOYMENTS					
DR-State	OPCON	En Route	Reserved	Open Request	Notes:
KY-4057	5				
TN-4060		3			ETA: 3/20 @ 1400
WV-4059		4			ETA: 3/20 @ 2200
TOTAL	5	7	0	0	

Fully Mission Capable	44
Partially Mission Capable	0
Non-Mission Capable	3
Total Not Deployed	47

Data as of: 03/20/12 @ 1500

MCOV Operational Status

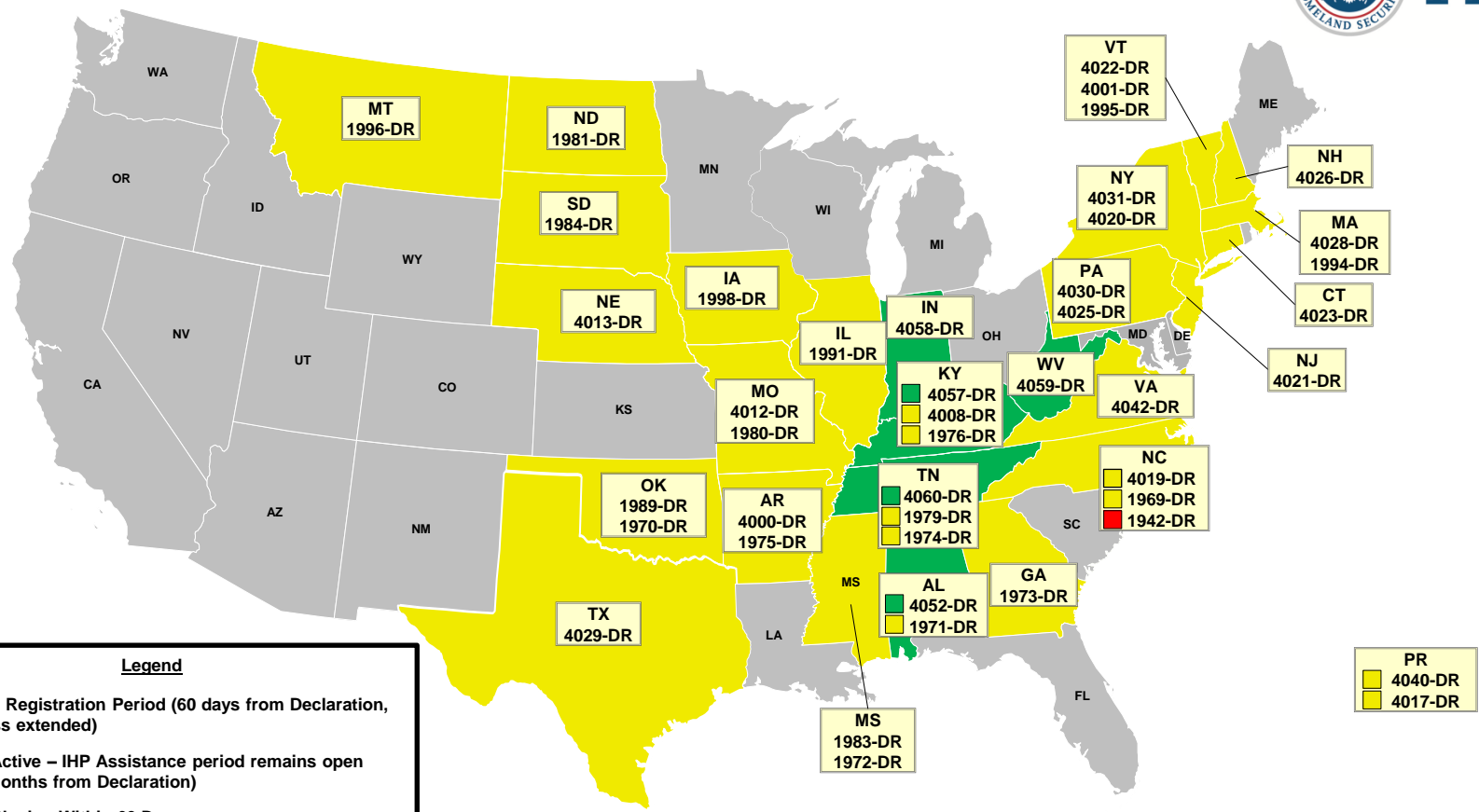


		Mission Status				
State	Total Deployed	Operational Mobile DRCs	Pending DRCs	Awaiting Assignment	Command and Control	Maintenance
KY-4057	5	4		1		
TOTAL	5	4	0	1	0	0

- Operational Disaster Recovery Center** – Vehicles currently supporting DRC operations
- Pending DRC** – Vehicles scheduled to support DRC operations
- Awaiting Assignment** – Vehicles deployed - awaiting or in-between missions
- Command and Control** – Vehicles supporting a non-Individual Assistance mission
- Maintenance** – Vehicles deployed, but requiring maintenance

Data as of: 03/20/12 @ 1500

Active IA Disasters



Data as of: 03/20/12 @ 1500

IA Registration Statistics



Cumulative as of March 20, 2012 @ 1500

DR # - State	Registrations	Approved Applicants	Total HA Approved	Total ONA Approved	Total IHP Approved
4052 – AL	1,426	255	\$679,542	\$155,767	\$835,309
4057 – KY	3,936	1038	\$4,965,601	\$1,005,505	\$5,971,106
4058 – IN	1,021	138	\$677,818	\$85,406	\$763,224
4059 – WV	294	45	\$156,692	\$0.00	\$156,692
4060 – TN	195	13	\$79,912	\$9,349	\$89,261
Totals	6,872	1,489	\$6,559,566	\$1,256,027	\$7,815,593
24 hour change	+717	+166	+\$483,132	+\$119,603	+\$602,735

NPSC Call Data for March 19, 2012

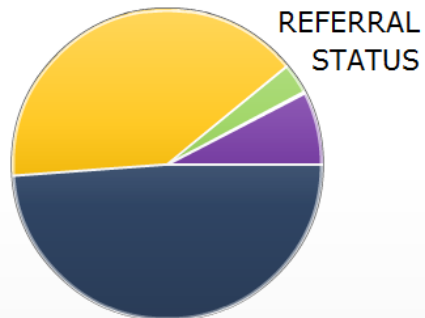
Total NPSC Calls Answered (Helpline + Registration Intake)	2,090
Average time to answer call	11 seconds

IHP Referral Status & Awards



- Approved - 239,571
- Ineligible - 197,234
- Withdrawn - 15,212
- Pending (FEMA) - 1,062
- Pending (Applicant) - 37,255

Total Referrals - 490,334



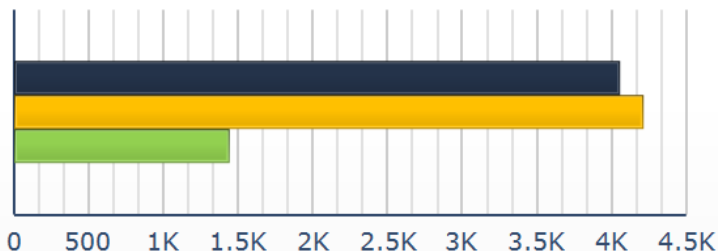
MAX GRANTS

7,329

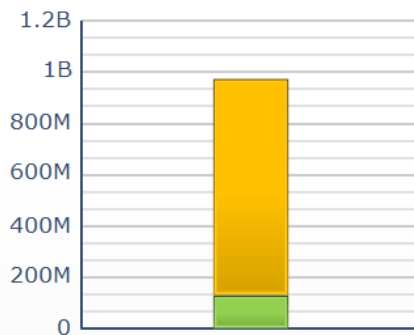
Total Awards

\$971,731,627

Average Awards for IHP / HA / ONA



- IHP - \$4,058
- HA - \$4,217
- ONA - \$1,442



ONA - \$128,732,032 HA - \$842,999,596

Data includes the 44 IHP Active DRs

Max Grants = Applicants awarded maximum IHP (\$30,200 as of FY2012)

Data as of: 03/20/12 @ 1500

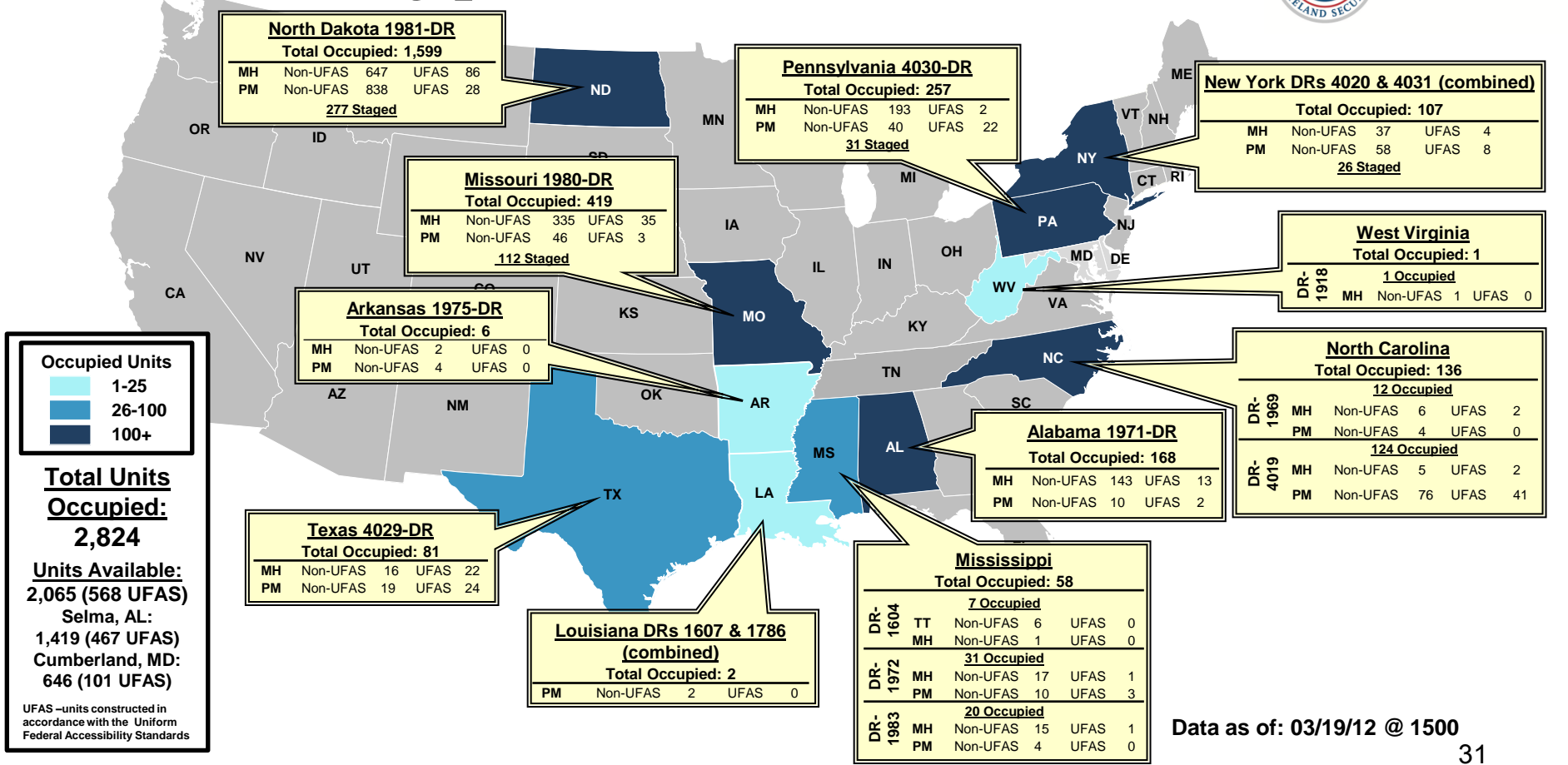
Housing Inspection Statistics



Data as of March 20, 2012 @ 1600					
DR # - State	Inspectors	Inspections Assigned	Inspections Completed	Inspection % Complete	Turnaround Time (Days)
4052 – AL	1	755	747	98.9%	1.9
4057 – KY	19	2,300	2,150	93.5%	2.1
4058 – IN	3	403	356	88.3%	1.0
4059 – WV	8	261	100	38.3%	1.1
4060 – TN	4	95	37	38.9%	0.8
TOTAL	35	3,814	3,390	88.9%	1.9
24 hour change	0	+260	+196	-1.0%	-0.0



Direct Housing per State



Data as of: 03/19/12 @ 1500

Public Assistance Grants and Activities



PA Grant Funding Per Event Type

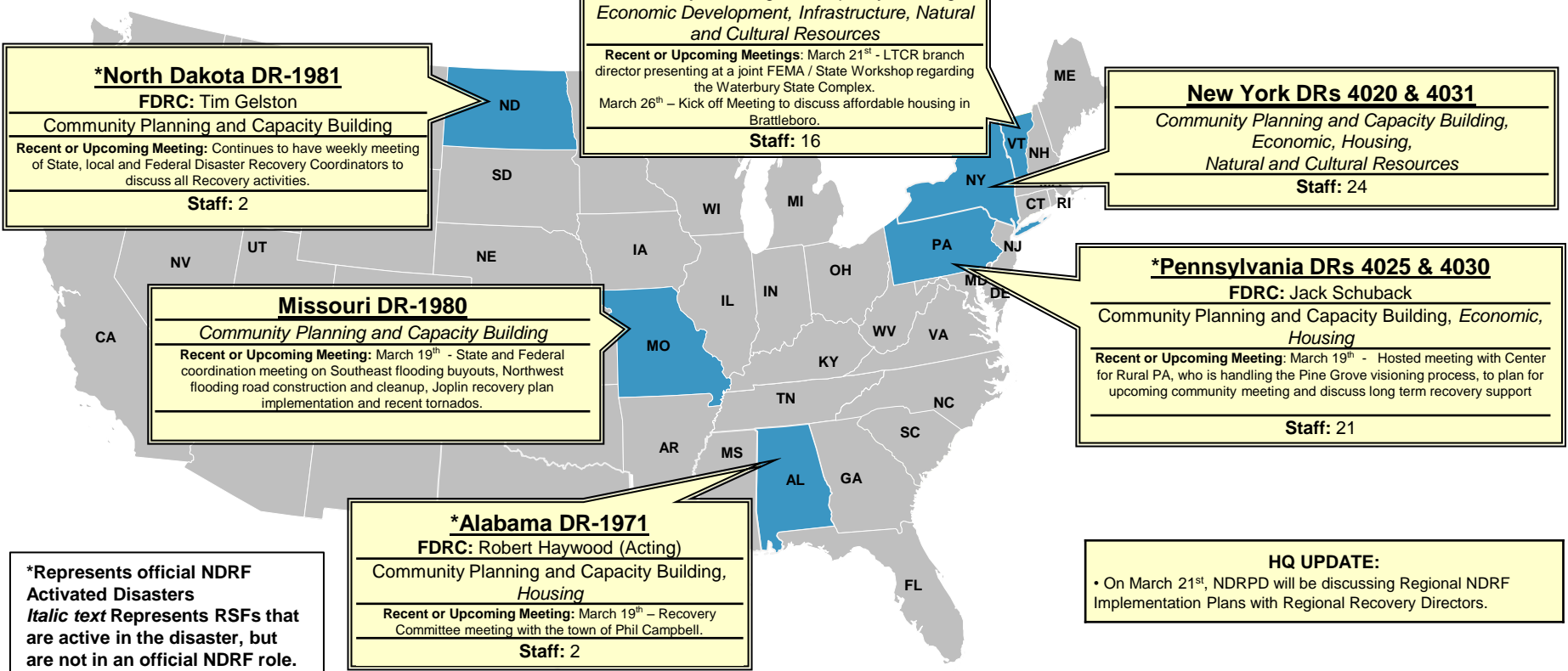
Only Includes Events Declared Within 12 months of March 20, 2012

Event Type	States	Declarations	Cumulative Applicants	Project Worksheets Entered	Funding Estimate	Total Obligated	Percent Funded
Earthquake - August 2011	2	2	44	141	\$36,823,952	\$26,551,927	72.1%
Hurricanes/Tropical Storms	16	35	8,494	22,459	\$1,690,682,345	\$366,932,950	25.4%
Severe Storms/Flooding	24	34	3,976	18,606	\$857,988,363	\$516,548,158	60.5%
Tornadoes	16	24	2,802	18,919	\$785,583,159	\$636,656,214	81.1%
Tsunami - March 2011	3	3	71	171	\$46,953,589	\$36,636,808	78.0%
Wildfires	1	2	213	509	\$172,238,262	\$14,971,703	8.7%
Winter Storms	10	11	1,828	2,334	\$136,291,997	\$35,271,433	25.9%
Total for All Event Types	45	111	17,428	63,139	\$3.7 Billion	\$1.6 Billion	47.0%

PA Events and Milestones for the week of March 19, 2012

- On March 21st at 1430 hrs, the Federal Insurance and Mitigation Administration, the Grant Programs Directorate, and the Recovery Directorate will meet with the American Public Works Association Emergency Management Committee to discuss mutual aid agreements, Public Assistance programs, floodplain management, and flood maps.
- Bill Roche and Keith Turi will be briefing Authorizing and Appropriating Committees this week on next steps for PA COA.

NDRF Operations



***Represents official NDRF Activated Disasters**
Italic text Represents RSFs that are active in the disaster, but are not in an official NDRF role.

NDRF – National Disaster Recovery Framework

RRCC / Regional Watch Center Status



Region	RRCC	Regional Watch Center
I	Watch/Steady State	Maynard MOC (24/7)
II	Watch/Steady State	24/7
III	Watch/Steady State	24/7
IV	Watch/Steady State	24/7
V	Watch/Steady State	24/7
VI	Watch/Steady State	Denton MOC (24/7)
VII	Watch/Steady State	24/7
VIII	Watch/Steady State	Denver MOC (24/7)
IX	Watch/Steady State	24/7
X	Watch/Steady State	Bothell MOC (24/7)

IMAT Status



National Type I Teams					
Team	Status	Team	Status	Team	Status
BLUE (East)		WHITE (Central)		RED (West)	
Regional Type II Teams					
Team	Status	Team	Status	Team	Status
Region I	VT	Region IV-2	TN	Region VII	
Region II		Region V	IN	Region VIII	
Region III	WV	Region VI-1		Region X	
Region IV-1	KY	Region VI-2			
Regional Type III Teams					
Team	Status	Team	Status	Team	Status
Region I		Region IV		Region VIII	
Region II-1		Region V		Region IX-1	
Region II-2		Region VI		Region IX-2	WA
Region III		Region VII			
<div> = Available/Mission Capable = Available/Partially Mission Capable = Assigned/Deployed = Out-of-Service </div>					

Urban Search & Rescue



INCIDENT SUPPORT TEAMS (Red-White-Blue) – Monthly On Call Rotation											
JAN	FEB	MAR	APR	MAY	JUN	JUL	AUG	SEP	OCT	NOV	DEC
WEST				CENTRAL				EAST			
Team	Status			Team	Status			Team	Status		
CA-TF1	Available			AZ-TF1	Available			FL-TF1	Available		
CA-TF2	Available			CO-TF1	Available			FL-TF2	Available		
CA-TF3	Available			IN-TF1	Available			MA-TF1	Available		
CA-TF4	Available			MO-TF1	Available			MD-TF1	Available		
CA-TF5	Available			NE-TF1	Available			NY-TF1	Available		
CA-TF6	Available			NM-TF1	Available			PA-TF1	Conditionally Available		
CA-TF7	Available			NV-TF1	Available			VA-TF1	Available		
CA-TF8	Available			TN-TF1	Available			VA-TF2	Available		
WA-TF1	Available			TX-TF1	Available			OH-TF1	Available		
				UT-TF1	Available						

= Available/Mission Capable

= Available/Partially Mission Capable

= Assigned/Deployed

= Out-of-Service

National Team Status



Team/Status	Current Location	Remarks
National Watch Center	Washington, DC	Watch/ Steady State
NRCC	Washington, DC	Not Activated
HLT	Miami, FL	Not Activated
DEST	Washington, DC	Not Activated
Mission Capable	Partially Mission Capable	Not Mission Capable



FEMA

FEMA's mission is to support our citizens and first responders to ensure that as a nation we work together to build, sustain, and improve our capability to prepare for, protect against, respond to, recover from, and mitigate all hazards.