



Texas Department *of* Motor Vehicles
HELPING TEXANS GO. HELPING TEXAS GROW.

Registration and Title System
Refactored Point of Sale System Release Notes

Release 8.4

March 7, 2016

About Release Notes

These Release Notes contain information about new features added and issues resolved and reported in this product release of the RTS point of sale (POS) system as well as a summary of the POS issues that have not yet been resolved.



For more detailed information about the POS, refer to the original Release Notes on the **RTS Refactoring Resources page** on the TAC Hub (www.txdmv.gov/tax-assessor-collectors).

The contents of these Release Notes include:

RTS POS System Overview	1
Single Sticker Inspection Enhancement.....	2
POS Issues Resolved in Release 8.4	3
Summary of POS Issues Not Yet Resolved	6

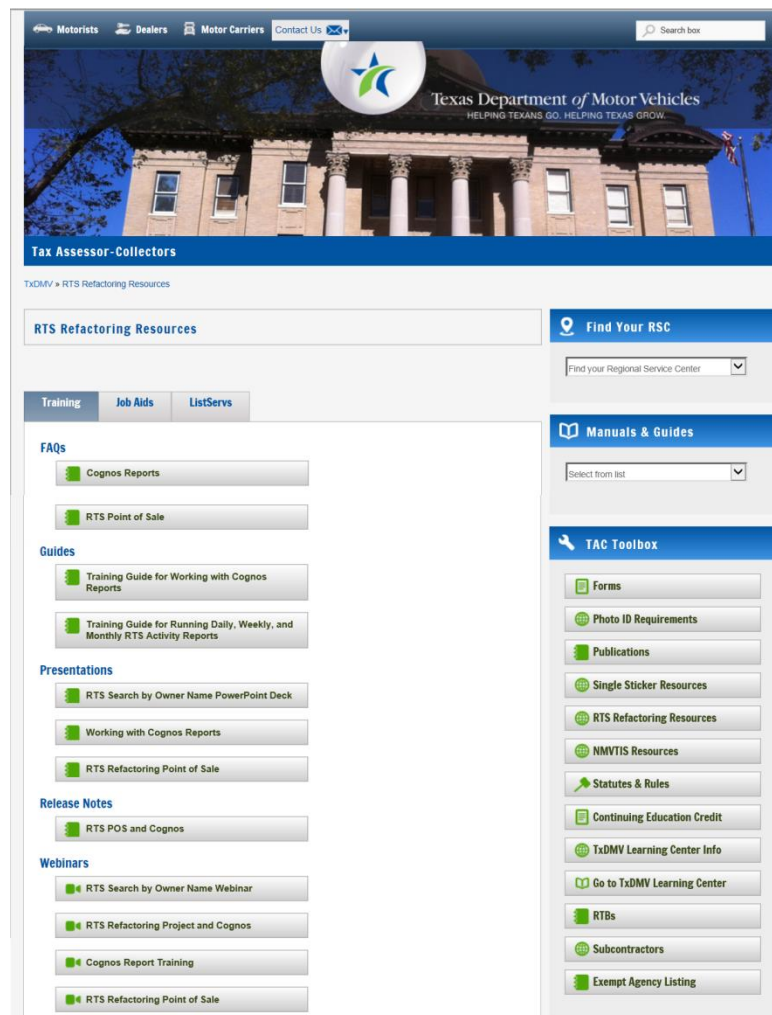
RTS POS System Overview

The refactored RTS POS is a web-based application that provides the tools for processing vehicle registrations, titles, and permits of various types as requested by the motoring public. With a cash drawer attached to the personal computer workstation (or laptop) running the POS software, clerks are able to collect fee payments associated with the vehicle functions. The POS system provides functions for cash accounting, funds allocations, and a full audit trail along with inventory control for license plates, windshield/plate stickers, permits, and so on

The POS application displays when you log into the RTS workstation. For POS reference information, you can minimize the browser window (click the  in the upper right corner of the web browser) to view the desktop and then locate and click the  RTS Refactoring Help icon on your desktop.

The RTS Refactoring Resources page (on the TAC Hub) will display with FAQs from the field and any training webinar materials presented for POS (including the training guides, slide presentations, and recorded webinar sessions). The original Release Notes are also available.

Click the **Job Aids** tab to locate important quick references to help you log in and work with POS.



When you are logged into the POS, you can get application level help by clicking the Help button on the page you are viewing or selecting Help > User Guide on the main page action bar.

Note: It is important to visit the RTS Refactored Resources page frequently for updates and new materials.

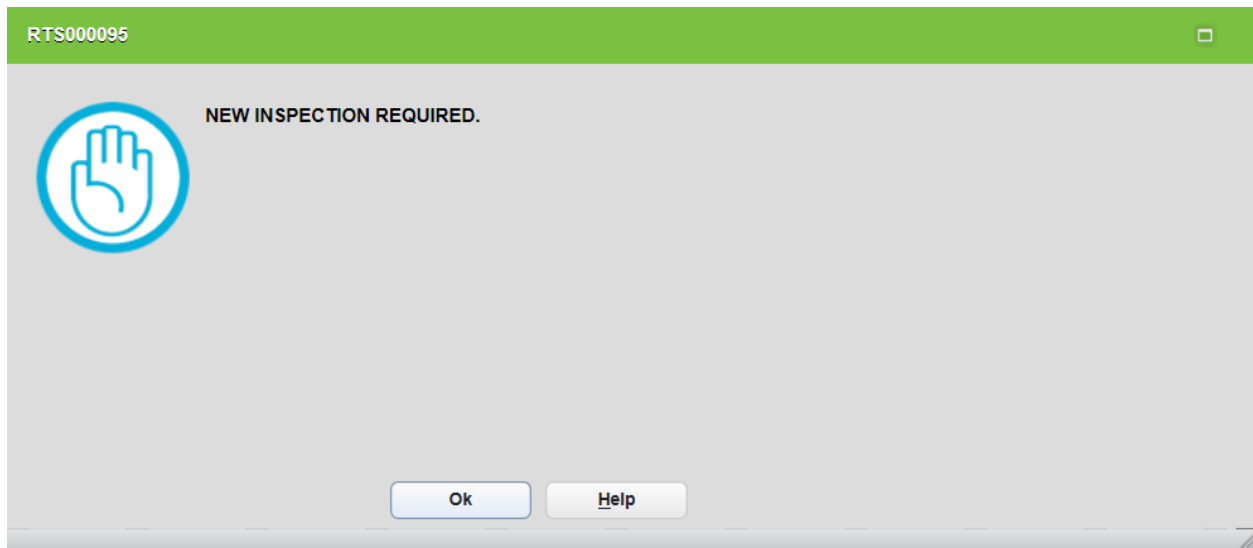
Single Sticker Inspection Enhancement in Release 8.4

The new vehicle inspection enhancement requires motorists to obtain a passing vehicle inspection no earlier than 90 days prior to their vehicle registration expiration or the system will display an error message that a new inspection is required and the clerk must cancel out of the renewal transaction.

For example, if the registration of a vehicle for a motoring public customer is July 1, the customer can have the vehicle inspection performed no earlier than May 5. If the vehicle inspection was performed on April 15, the system would reject the renewal transaction with the message that a new inspection would be required.

Note: This inspection period is extended to no more than 180 days prior to registration renewal for used car dealer vehicles.

The RTS000095 NEW INSPECTION REQUIRED error message looks similar to the following.



When this message displays, the clerk should click the **OK** button to close this error message and then click the necessary **Cancel** buttons to close the renewal transaction without processing it.

Automatic Fee Recalculation Enhancement in Release 8.4

On the **Enter registration expiration month and year REG029** page that displays during the registration renewal process, the fee information is displayed for the minimum registration expiration date by default in the Enter Expiration Month and Year (MM/YYYY) field.

If you change the date to the Maximum Expiration date (as displayed in right corner of the page) and click anywhere on the page, the system automatically recalculates the amount of fees to charge and displays the new fee information along with a message that the fees have been recalculated.

Texas Department of Motor Vehicles
HELPING TEXANS GO. HELPING TEXAS GROW.

REGISTRATION & TITLE SYSTEM

Customer Miscellaneous Reports Local Options Accounting Inventory Funds Exit Help

Enter registration expiration month and year REG029

Minimum Exp. Month/Year: 01/2017 Maximum Exp. Month/Year: 12/2017
Minimum fee total: \$72.00 Maximum fee total: \$118.52

Enter Expiration Month and Year (MM/YYYY):

This reflects 23 months of registration.

Fees Description	Item Price
WINDSHIELD STICKER	\$97.27
REG FEE-DPS	\$1.00
CNTY ROAD BRIDGE ADD-ON FEE	\$10.00
CHILD SAFETY FUND	\$1.00
AUTOMATION FEE	\$1.00
INSPECTION FEE-ASM	\$8.25

Transaction Total: \$118.52

Fees have been recalculated based on new expiration month and year.

POS Issues Resolved in Release 8.4

The following reported POS issues have been resolved in this release.

Note: Issues may have been reported by county, region, or headquarters users and may not apply to all POS users.

Issue	Description and Mitigation
RRTS-123	<p>When incorrectly giving a customer change from a check transaction, the system did not display an error.</p> <p>This issue has been resolved</p>
RRTS-1476	<p>When working with the Reprint Reports event, the Funds reports are not listed in the expected order.</p> <p>This issue has been resolved so that the reports display in groups in the correct alphabetical order and then by most current date/timestamp at the top of each group.</p>
RRTS-1741	<p>When attempting to upload information in WebDealer, an error is displayed.</p> <p>This issue has been resolved.</p>
RRTS-1744	<p>After voiding a Funds Remittance transaction, the system did not generate a receipt and the funds were not available when attempting to perform the transaction again.</p> <p>This issue has been resolved.</p>
RRTS-2580	<p>On the Enter registration expiration month and year, you cannot press the Cancel button until an incorrect date is corrected.</p> <p>This issue has been resolved.</p>
RRTS-2953	<p>POS is not charging correct amount for specialty plate fees.</p> <p>This issue has been resolved.</p>
RRTS-3310	<p>Set Print Destination displays on the Security Report even though this is not an available option.</p> <p>This issue has been resolved.</p>
RRTS-3839	<p>The ESC key does not work on the INS001 and TTL020 pages that display after using the ESC key from the Fees Due page to return to those pages during processing of a status change.</p> <p>This issue has been resolved.</p>
RRTS-3845	<p>On the Print Report RPR008 page, pressing the down arrow has inconsistent behavior.</p> <p>This issue has been resolved.</p>

In addition, the following IVRTS issues have been resolved.

RRTS-2606	<p>An extra colon displays on the label for the Address field on the Address and Insurance page that customers complete when renewing their registration over the Internet contains an extra colon.</p> <p>The extra colon has been removed.</p>
RRTS-2860	<p>Customers who are exempt from the requirement of supplying their Texas Agricultural or Timber Registration Number during the renewal of their truck, trailer or semitrailer farm plates are not warned that they cannot renew them over the Internet.</p> <p>The following has been added to the statement on the appropriate renewal page: If exempt from this requirement under 502.146, renewal may only take place by mail or in person at the local county tax assessor-collector's office.</p> <p>The entire message now reads:</p> <p>Transportation Code 502.146 requires an owner of a truck, trailer or semitrailer registered with farm plates to provide their Texas Agricultural or Timber Registration Number as issued by the Texas Comptroller upon renewal of such plates. If exempt from this requirement under 502.146, renewal may only take place by mail or in person at the local county tax assessor-collector's office.</p>

Summary of POS Issues Not Yet Resolved

The following POS issues have been reported but not yet resolved.

Note: Issues may have been reported by county, region, or headquarters users and may not apply to all POS users.

Issue	Description and Mitigation
RRTS-2435	<p>Printing Issues, including printing out of order and print delays.</p> <p>The resolutions for these issues are in progress.</p>
RRTS-2563	<p>Some text is missing from the bottom of the renewal receipt for a token trailer and a large truck on the Print Preview page for the receipt.</p> <p>The resolution for this issue is in progress.</p>
RRTS-2962	<p>In some instances, a system error displays when clicking the Enter button on the Sales Tax page while processing a transaction.</p> <p>The resolution for this issue is in progress.</p>
RRTS-3035	<p>While processing a title transfer for a trailer, a system error displays if the end user enters the invalid values for the vehicle weight and carrying capacity.</p> <p>The resolution for this issue is in progress.</p>
RRTS-3512	<p>On the Employee Access Rights SEC013 page in the Local Options event, the RSPS Status updates and Batch Report Management options should be removed.</p> <p>The resolution for this issue is in progress.</p>
RRTS-3669	<p>When issuing replacement license plates for a vehicle that had Truck plates on REG011 page, the option to issue Truck plates should not be active (leaving Passenger-Truck plates as the only active option).</p> <p>The resolution for this issue is in progress.</p>
RRTS-3765	<p>The INSP - OBDNL and INSP- NLTSI inspection codes for credit card (CC) and hot checks should not be displayed in the Insufficient Funds Credit, Insufficient Funds Redeemed, and Deduct Insufficient Funds Credit tasks in the Accounting event as well as in the Regional Collection vent.</p> <p>The resolution for this issue is in progress.</p>
RRTS-3818	<p>In some cases, the Verify Inspection remark does not print on the receipt after processing a Status Change Event</p> <p>The resolution for this issue is in progress.</p>
RRTS – 3914	<p>When processing a dealer transaction for a trailer that is exempt from inspection, but has a current inspection record in the cloud, RTS displays the fee recalculation button and the user must select the button in order to charge the appropriate fee. RTS should automatically charge the fee rather</p>

Issue	Description and Mitigation
	<p>than displaying the button.</p> <p>The resolution for this issue is in progress.</p>
<p>RRTS - 3932</p>	<p>When processing a title application for a trailer that is exempt from inspection, but has a current inspection record in the cloud, RTS displays a message that the transaction is a renewal and that a VIR is required. When this happens, users should continue through the transaction.</p> <p>The resolution for this issue is in progress.</p>
<p>RRTS - 3935</p>	<p>On the sales tax TTL008 page in a title event the user cannot use the escape key. The user must use the mouse to click the Enter or Cancel button.</p> <p>The resolution for this issue is in progress.</p>