



# **webDEALER 2.1.0**

## **County Release Notes**

---

February 2015



**Texas Department *of* Motor Vehicles**

HELPING TEXANS GO. HELPING TEXAS GROW.

[www.TxDMV.gov](http://www.TxDMV.gov)

# TABLE OF CONTENTS

<b>1 Document Overview</b> .....	<b>4</b>
1.1 Purpose.....	4
1.2 Scope .....	4
1.3 Audience.....	4
<b>2 Single Sticker</b> .....	<b>5</b>
2.1 Title Preview for County Approvals.....	6
2.2 Plate and Sticker Information - County Issued Inventory .....	7
<b>3 Single File Upload</b> .....	<b>8</b>
<b>4 Used Vehicle Transfers</b> .....	<b>9</b>
4.1 View Current Vehicle Record .....	9

# FIGURES

Figure 1: Inspection Information on the Title Preview Screen .....	6
Figure 2: Plate and Sticker Information - County Issued Inventory.....	7
Figure 3: Documents Screen .....	8
Figure 4: Selecting Current Vehicle Record .....	9
Figure 5: Current Vehicle Record .....	9



# 1 Document Overview

---

## 1.1 Purpose

The purpose of this document is to provide release notes for webDEALER 2.1.0.

## 1.2 Scope

The scope of this document includes updates to webDEALER 2.1.0:

- Single sticker: Inspection sticker eliminated and proof of a current, passing inspection is now required for initial registration.
- Single file uploading: Ownership evidence and supporting documentation can now be uploaded as a single pdf.
- Used vehicle transfers: Dealers may now transfer used vehicles.

## 1.3 Audience

The intended audience of this document is **county users**.



## 2 Single Sticker

---

With the single sticker function, webDEALER will verify twice that the inspection is current:

- The inspection must be current on the date the transaction is created in webDEALER.
- The inspection must be current when the transaction is submitted to the county.

If the vehicle inspection is not available or the inspection was not current and passing upon the start of a new title application, the **Inspection Information** section will display to allow manual verification and entry of inspection information from the Vehicle Inspection Report (VIR). The **Date of Inspection** and **Inspection Type** will be required to be entered by the dealer.

Validate that the inspection is passing, and the inspection date is current. The inspection must be current before the dealer can submit the title application to the county. An inspection is current when the inspection expiration date (month/year) is greater than the creation date in webDEALER and the date submitted to the county. If the inspection is expired, a new inspection will be required. If the inspection expiration is the same month/year as the creation date or as the date the dealer submits the transaction to the county, a new inspection will be required.

If the inspection expires before submitting the title application to the county, current inspection information will be required to be entered or updated. The VIR must be uploaded when the dealer manually enters or updates new inspection information.


## 2.1 Title Preview for County Approvals

When inspection is manually verified by the dealer, the **Inspection Information** section is shown on the **Title Preview** page. The message below will display to prompt the county to verify that the VIR was uploaded by the dealer and the inspection data entered matches the information on the VIR.

**Plate and Sticker Information**

Plate Source: New Plate      Plate Number: 301DDD  
Sticker Type: Windshield

**Inspection Information**

Date of Inspection: Mar 1, 2014      Vehicle Inspection Report MUST be verified.   
Inspection Type: 1YR      Inspection Fee: 7.50

**Sales Tax Information**

Sales Tax Category: SALES/USE  
Sales Tax Date: Feb 4, 2015  
Sales Price: \$13,215.00

**Computed Fees**

Expiration Date: 1 / 2016

Fee Description	Fee Assessed
TITLE APPLICATION FEE	\$13.00
OWNER VERIFICATION FEE	\$0.50
TEXAS MOBILITY FUND FEE	\$15.00
SALES TAX FEE	\$825.94
BUYERS TAG	\$5.00
WINDSHIELD STICKER	\$50.75
REG FEE-DPS	\$1.00
CNTY ROAD BRIDGE ADD-ON FEE	\$10.00
CHILD SAFETY FUND	\$1.50
AUTOMATION FEE	\$1.00
INSPECTION FEE-1YR	\$7.50
<b>Total Fees</b>	<b>\$931.19</b>

[Return Title](#)      [Approve Title](#)

Figure 1: Inspection Information on the Title Preview Screen

## 2.2 Plate and Sticker Information - County Issued Inventory

If the dealer had to manually verify inspection, the **Inspection Information** section will display the dealer's entries at the bottom of the **Plate and Sticker Information** page.

**Plate and Sticker Information**

Application Status: SUBMIT      VIN: 1FAFP44482F219106      Deal #: 1170

\* Indicates Required Field

**Plate Information**

Vehicle Class: PASS  
Registration Class: 25 - PASSENGER-LESS/EQL 6000  
Plate Type: PSP

\* Plate Source : New Plate (County Issued)  
\* Plate Number :

**Sticker Information**

Sticker Type :  Windshield  Plate

**Inspection Information**

\* Date of Inspection : Feb 3, 2015  
\* Inspection Type : 1YR

Cancel      Save




Figure 2: Plate and Sticker Information - County Issued Inventory

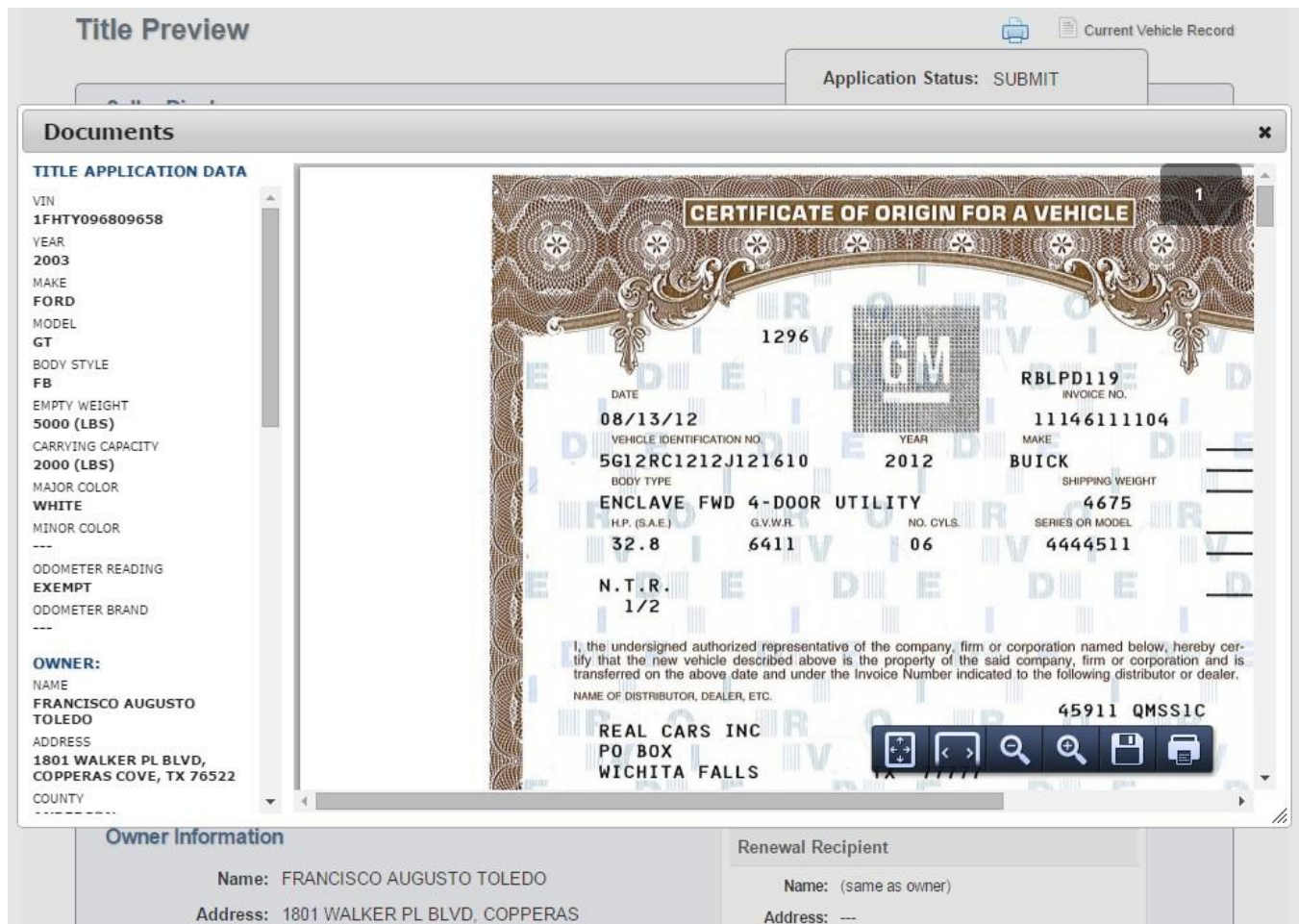
## 3 Single File Upload

Ownership evidence and supporting documentation may now be uploaded as a single pdf rather than uploading multiple files individually. To use this function, the dealer must scan the multiple documents into a single pdf.

The single file upload capability is now available for all title applications.

On the **Title Preview** page, in the **Vehicle Information** section, county users select the **View Documents** button to bring up the **Documents** screen.

With the introduction of this feature, county users will be able to view documents as a single file whether the dealers uploaded multiple files or a single file. The left column displays the title application data entered in webDEALER by the dealer, and the right portion of the screen displays the documents.



The screenshot displays the 'Documents' screen within the 'Title Preview' application. At the top, the 'Application Status' is 'SUBMIT'. The main content is divided into two sections: 'TITLE APPLICATION DATA' on the left and a scanned document on the right.

**TITLE APPLICATION DATA**

VIN: 1FH7Y096809658  
YEAR: 2003  
MAKE: FORD  
MODEL: GT  
BODY STYLE: FB  
EMPTY WEIGHT: 5000 (LBS)  
CARRYING CAPACITY: 2000 (LBS)  
MAJOR COLOR: WHITE  
MINOR COLOR: ---  
ODOMETER READING: EXEMPT  
ODOMETER BRAND: ---

**OWNER:**  
NAME: FRANCISCO AUGUSTO TOLEDO  
ADDRESS: 1801 WALKER PL BLVD, COPPERAS COVE, TX 76522  
COUNTY: ---

**Owner Information**  
Name: FRANCISCO AUGUSTO TOLEDO  
Address: 1801 WALKER PL BLVD, COPPERAS

**Renewal Recipient**  
Name: (same as owner)  
Address: ---

**Scanned Document: CERTIFICATE OF ORIGIN FOR A VEHICLE**

1296

DATE: 08/13/12  
VEHICLE IDENTIFICATION NO.: 5G12RC1212J121610  
YEAR: 2012  
BODY TYPE: ENCLAVE FWD 4-DOOR UTILITY  
H.P. (S.A.E.): 32.8  
G.V.W.R.: 6411  
NO. CYLS.: 06  
N.T.R.: 1/2

RBLPD119  
INVOICE NO.: 11146111104  
MAKE: BUICK  
SHIPPING WEIGHT: 4675  
SERIES OR MODEL: 4444511

45911 QMSS1C

REAL CARS INC  
PO BOX  
WICHITA FALLS

Figure 3: Documents Screen



# 4 Used Vehicle Transfers

Dealers may now transfer used vehicles. If a Texas motor vehicle record exists in the Registration and Title System, webDEALER will allow access to the current vehicle record.

## 4.1 View Current Vehicle Record

For used vehicle transfers, county users can access the current vehicle record by clicking on the **Current Vehicle Record** link in the upper right-hand corner of the **Title Preview** page, as shown in Figure 4.

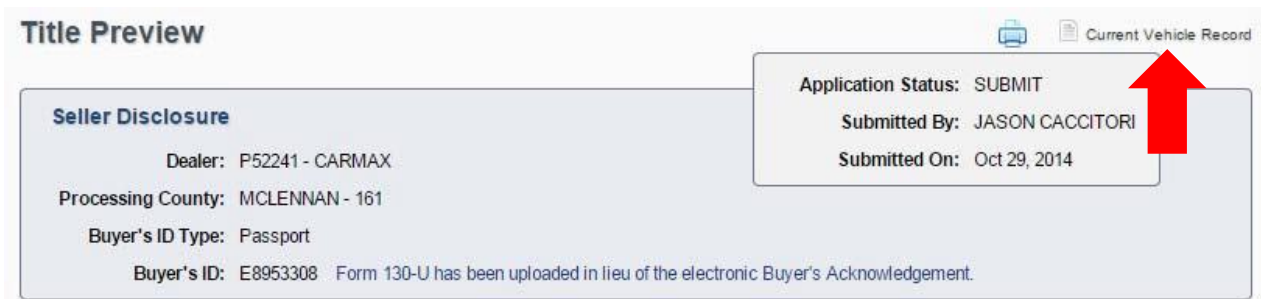


Figure 4: Selecting Current Vehicle Record

When a county user clicks the **Current Vehicle Record** link, the **Current Vehicle Record** window pops up. See Figure 5. *Note: Texas titles with value limiting brands will display in the "Additional Information" section of the current vehicle record (e.g., Rebuilt Salvage, Flood Damage, etc.) and be carried forward.*



Figure 5: Current Vehicle Record