

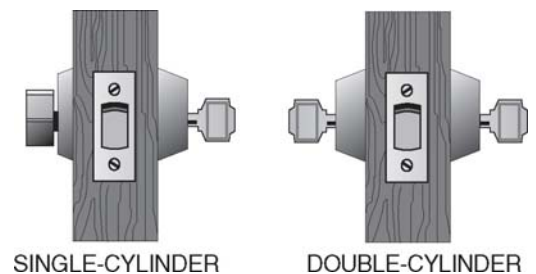
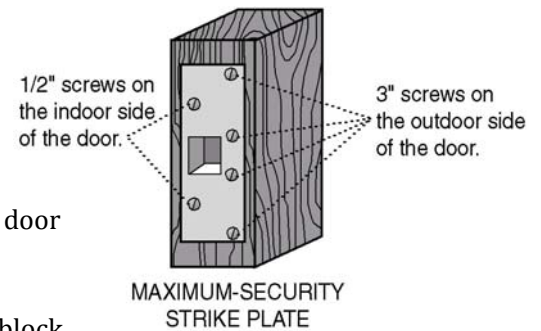


Minimum home security

The 3 H's of a Secure Home: Hardware, Habits and Humans

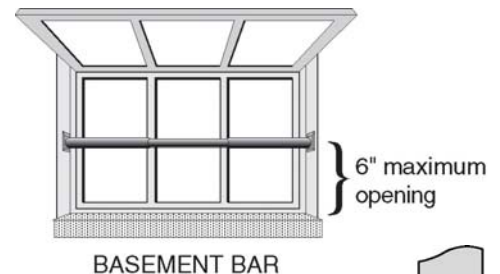
INSTALL HOME SECURITY HARDWARE

- ◆ Install & maintain deadbolt locks on all exterior doors, including garage service doors. Locks should have:
 - bolt which extends 1 inch beyond door edge when in locked position
 - case-hardened cylinder guard
 - tie screws (secures lock onto door) on the *inside*
- ◆ Install & maintain security strike plates secured with 3-inch screws on the frames of all exterior doors, including garage service doors.
- ◆ For door locks within 3 1/2 feet of a window, install a double-cylinder deadbolt or reinforce the window the grillwork, polycarbonate, security storm door etc. (NOTE: City ordinance for multi-unit rental may not allow double-cylinder deadbolt locks.)
- ◆ Permanently secure basement and garage windows with bars, grillwork, glass block, etc. (NOTE: City ordinance prohibits permanently closing windows in any room used for sleeping.)
- ◆ Secure overhead garage doors with electric openers, hasps with padlocks or padlocks in door tracks. Change opener code from standard setting.
- ◆ Cover garage windows and use blinds and/or curtains for home windows so people cannot see in, especially at night.
- ◆ Install and maintain highly visible house number on front and rear of home.



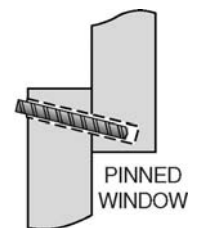
PRACTICE HOME SECURITY HABITS

- ◆ Lock your doors and windows at all times. Do not leave windows open unless locked or pinned with maximum window opening of six inches.
- ◆ Use light timers to make home look occupied when away.
- ◆ Turn on front light at night to illuminate address number and deter crime.
- ◆ Eliminate easy opportunities for theft from your yard. Secure grills, bikes, tools and furniture.



HUMANS MAKE HOME SECURITY HAPPEN

- ◆ Join or start a block club and watch out for each other.
- ◆ Model good security habits, teaching them to your children.
- ◆ Consider *exceeding* the minimum hardware standards, i.e. security storm doors that lock from the outside, locked gates, dusk to dawn lights, secure porch etc.
- ◆ Request a *free* home security check of your home or apartment. Call your crime prevention specialist.



Contact your crime prevention specialist for additional prevention information. Call 311 (or 612-673-3000) or see www.ci.minneapolis.mn.us/police/outreach/docs/safe-staff-map.pdf to locate your neighborhood crime prevention specialist.

For further crime prevention resources, please visit www.ci.minneapolis.mn.us/police/crime-prevention/.



English: Attention. If you want help translating this information, call 612-673-3737
Spanish: Atención. Si desea recibir asistencia gratuita para traducir esta información, llame 612-673-2700
Somali: Ogow. Haddii aad dooneyso in lagaa kaalmeeyo tarjamadda macluumaadkani oo lacag la' aan wac 612-673-3500
Hmong: Ceeb toom. Yog koj xav tau kev pab txhais cov xov no rau koj dawb, hu 612-673-2800
Sign Language: TTY 612-673-2626
 If you need this material in an alternative format, please contact the Minneapolis Police Department at 612-673-2912.